

**FLEXA**  
LIGHTING  
NORTH AMERICA

smart book  
**2024**

# FLEXA LIGHTING NORTH AMERICA



FLUSH OPTIC  
DOWNLIGHTS



RECESSED OPTIC  
DOWNLIGHTS



TRIMLESS  
DOWNLIGHTS



ADJUSTABLE  
DOWNLIGHTS



STEPLIGHTS



TRIMLESS  
PROJECTORS



SEMI-RECESSED  
PROJECTORS



SURFACE  
PROJECTORS

- ▶ alphabetical index
- ▶ about us
- ▶ contacts



LINEAR SYSTEMS



CEILING &  
WALL MOUNTED



IP RATED  
DOWNLIGHTS



UPLIGHTS &  
PATHLIGHTS



IP RATED  
PROJECTORS




BOLLARDS


# FLUSH OPTIC DOWNLIGHTS



**SKY**  
0,75W IP20



**SELENE**  
1,5W IP20



**KOL**  
4,5W IP20



**FLEXUS 6**  
4,5W IP20



**FLEXUS 10**  
9W IP20



**FLEXUS 20**  
18W IP20



**TAG**  
7,5W IP20


# RECESSED OPTIC DOWNLIGHTS




**BYE**  
0,75W IP20



**BABA R2**  
1,5W IP20



**BABA Q2**  
1,5W IP20



**BABA R6**  
4,5W IP20



**BABA Q6**  
4,5W IP20



**BABA R10**  
9W IP20



**BABA Q10**  
9W IP20



**FRANNY 6**  
4,5W IP20



**FRANNY 10**  
9W IP20



**FRANNY 20**  
18W IP20



**WIM 6**  
4,5W IP20



**WIM 10**  
9W IP20




**KORINE 10**  
9W IP20



**NEIL**  
7,5W IP20



**BLACK 2**  
1,5W IP20



**BLACK 6**  
4,5W IP20

## RECESSED OPTIC DOWNLIGHTS



**BLACK 10**  
9W IP20



**HAP 110**  
9W IP20




**HAP 120**  
2x9W IP20



**HAP 130**  
3x9W IP20



**HAP 140**  
4x9W IP20




**ZED**  
1,5W IP20



**TASK 10**  
9W IP20


## TRIMLESS DOWNLIGHTS



**ZERINO**  
0,75W IP20



**ZERO R2**  
1,5W IP20



**ZERO Q2**  
1,5W IP20



**ZERO R6**  
4,5W IP20



**ZERO Q6**  
4,5W IP20



**ZERO R10**  
9W IP20



**ZERO MOVE 2**  
1,5W IP20



**ZERO MOVE 6**  
4,5W IP20



**ZED TRIMLESS**  
1,5W IP20



**NONE R10**  
9W IP20



**NONE Q10**  
9W IP20



**HOLE**  
7,5W IP20




**ZOE 6**  
4,5W IP20



**ZOE 10**  
9W IP20



**ZOE 20**  
18W IP20



**MOON Q10**  
9W IP20

# TRIMLESS DOWNLIGHTS



**MOON QX120**  
2x9W IP20



**MOON QX130**  
3x9W IP20



**SEXUS 6**  
4,5W IP20



**SEXUS 10**  
9W IP20



**SEXUS 6 UGR**  
4,5W IP20



**SEXUS 10 UGR**  
9W IP20



**MILO 10**  
9W IP20




**MILO X120**  
2x9W IP20




**MILO X130**  
3x9W IP20


# ADJUSTABLE DOWNLIGHTS



**ANDREW**  
0,75W IP20



**DAHLIA**  
1,5W IP20



**ADAN**  
4,5W IP20



**JOEL 2**  
1,5W IP20



**JOEL 6**  
4,5W IP20



**PLEXUS 6**  
4,5W IP20



**PLEXUS 10**  
9W IP20



**PLEXUS 6 UGR**  
4,5W IP20

# ADJUSTABLE DOWNLIGHTS



**PLEXUS 10 UGR**  
9W IP20



**MINE 6**  
4,5W IP20



**MINE 10**  
9W IP20



**MINE 20**  
18W IP20



**MINE 30**  
27W IP20



**LOLLO 10**  
9W IP20



**LOLLO X120**  
2x9W IP20



**LOLLO X130**  
3x9W IP20



**LOLLO 20**  
18W IP20



**LOLLO X220**  
2x18W IP20



**LOLLO X230**  
3x18W IP20



**LOLLO 30**  
27W IP20




**LOLLO X320**  
2x27W IP20



**LOLLO X330**  
3x27W IP20



**MINILED A R10**  
3W IP20



**MINILED A Q10**  
3W IP20



**MINILED A QX120**  
2x3W IP20



**MINILED A QX130**  
3x3W IP20



**LEDA R10**  
9W IP20



**LEDA Q10**  
9W IP20



**LEDA QX120**  
2x9W IP20



**LEDA QX130**  
3x9W IP20

## STEPLIGHTS



**SOREL**  
1,5W IP65




**UMA**  
1W IP20



**BIRDIE**  
1W IP20




**BIRDIE TRIMLESS**  
1W IP20



**BEAN**  
1W IP67



**BANG**  
1,5W IP20



**DAGO 2**  
1,5W IP20



**DAGO 6**  
4,5W IP20

## TRIMLESS PROJECTORS



**ELIA T6**  
4,5W IP20




**ELIA T10**  
9W IP20



**ELIJAH T6**  
4,5W IP20



**ELIJAH T10**  
9W IP20



**ELO T6**  
4,5W IP20



**ELO T10**  
9W IP20



**JOS T2**  
1,5W IP20




**JOS T6**  
4,5W IP20



**JOS T10**  
9W IP20

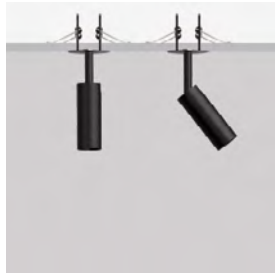


**TEDDY T6**  
4,5W IP20



**TEDDY T10**  
9W IP20

# SEMI-RECESSED PROJECTORS




**ELIA R6**  
4,5W IP20



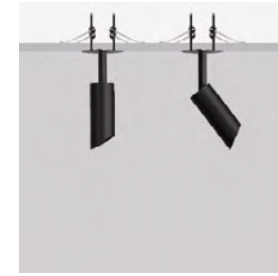
**ELIA R10**  
9W IP20



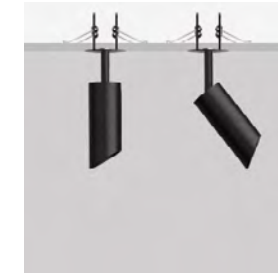
**ELIJAH R6**  
4,5W IP20



**ELIJAH R10**  
9W IP20



**ELO R6**  
4,5W IP20



**ELO R10**  
9W IP20




**JOS R2**  
1,5W IP20



**JOS R6**  
4,5W IP20



**JOS R10**  
9W IP20



**TEDDY R6**  
4,5W IP20



**TEDDY R10**  
9W IP20



# SURFACE PROJECTORS



**ELIA S6**  
4,5W IP20



**ELIA S10**  
9W IP20



**ELIJAH S6**  
4,5W IP20



**ELIJAH S10**  
9W IP20



**ELO S6**  
4,5W IP20



**ELO S10**  
9W IP20



**JOS S2**  
1,5W IP20



**JOS S6**  
4,5W IP20



**JOS S10**  
9W IP20



**TEDDY S6**  
4,5W IP20



**TEDDY S10**  
9W IP20



**BULL 10 BASE**  
9W IP20



**BULL 20 BASE**  
18W IP20



**BULL 40 BASE**  
36W IP20



**BULL 10 LAY**  
9W IP20



**BULL 20 LAY**  
18W IP20



**BULL 40 LAY**  
36W IP20




**SWAN 10**  
9W IP20



**SWAN X120**  
2x9W IP20



**SWAN X130**  
3x9W IP20



**PUFF**  
2W IP20

# LINEAR SYSTEMS



**120V SINGLE CIRCUIT TRACK**



**120V TRIPLE CIRCUIT DIMMING TRACK**



**WAND 1020**  
9-18W IP20



**BULL 40**  
36W IP20



**24V SURFACE SHALLOW TRACK**



**24V SURFACE DEEP TRACK**



**24V RECESSED DEEP TRACK**



**24V TRIMLESS DEEP TRACK**



**ELIA X6**  
4,5W IP20



**ELIA X10**  
9W IP20



**ELIJAH X6**  
4,5W IP20



**ELIJAH X10**  
9W IP20



**ELO X6**  
4,5W IP20



**ELO X10**  
9W IP20



**JOS X2**  
1,5W IP20



**JOS X6**  
4,5W IP20




**JOS X10**  
9W IP20



**TEDDY X6**  
4,5W IP20



**TEDDY X10**  
9W IP20



**WAND X1020**  
9-18W IP20

# LINEAR SYSTEMS



**ESME  
PRECISION X10**  
9W IP20



**ESME  
PRECISION X20**  
18W IP20



**ESME  
PERFORMANCE X10**  
9W IP20




**ESME  
PERFORMANCE X20**  
18W IP20



**ESME X10**  
9W IP20



**ESME X20**  
18W IP20



**MAGGY 36**



**LEONARD 36**  
4,5W IP20




**DAVID 36**  
9W IP20



**PRINCE 36**  
9W IP20



**BEN 36**  
15W IP20



**MAGGY 72**



**LEONARD 72**  
9W IP20



**DAVID 72**  
18W IP20



**PRINCE 72**  
18W IP20



**BEN 72**  
30W IP20


# CEILING AND WALL MOUNTED LUMINAIRES



**ARIK 6**  
4,5W IP20



**ARIK 10**  
9W IP20



**CRU**  
9W IP20




**ART**  
7,5W IP65




**SASABUNE**  
9W IP65




**KELLER S**  
7,5W IP65



**KELLER D**  
2x7,5W IP65



**GAGA**  
2x9W IP20




**CADMO 6**  
4,5-9W IP65

# IP RATED DOWNLIGHTS



**PUCK**  
1W IP67



**TYTUS**  
1W IP67



**TYZAN**  
1W IP67



**LOTUS 2**  
1,5W IP67



**LOTUS 6**  
4,5W IP67



**BABUS 2**  
1,5W IP67



**BABUS 6**  
4,5W IP67



**BABUS 10**  
9W IP67




**ZERUS 2**  
1,5W IP67



**ZERUS 6**  
4,5W IP67



**ZERUS 10**  
9W IP67



**FLY 6**  
4,5W IP67



**FLY 10**  
9W IP67



**ALPHA 10**  
9W IP67



**JUPITER**  
7,5W IP67



**VENUS**  
7,5W IP67



**ERIS**  
7,5W IP67



**WOTAN 10**  
9W IP67



**WOTAN 20**  
18W IP67



**SLOT 6**  
4,5W IP67



**SLOT 10**  
9W IP67



**TYRONE 6**  
4,5W IP67



**TYRONE10**  
9W IP67

# UPLIGHTS AND PATHLIGHTS



**TYLA**  
1W IP67



**FATBOY 2**  
1,5W IP67



**TERA 2**  
1,5W IP67



**TERA 6**  
4,5W IP67



**DIG 6**  
4,5W IP67



**DIG 10**  
9W IP67



**GLASS 6**  
4,5W IP67



**GLASS 10**  
9W IP67



**JAN 10**  
9W IP67




**BREE**  
7,5W IP67




**DESERT 10**  
9W IP67



**DESERT 20**  
18W IP67



**NEXUS 6**  
4,5W IP67



**NEXUS 10**  
9W IP67



**MAL 10**  
9W IP67




**MAL 20**  
18W IP67



**BUNGA**  
1,5W IP67




**MINIAIR**  
1,5W IP67



**AIR 6**  
4,5W IP67

# IP RATED PROJECTORS



**YAGA**  
1W IP65



**OLU 2**  
1,5W IP65



**OLU 6**  
4,5W IP65



**MAUNA 6**  
4,5W IP65



**MAUNA 10**  
9W IP65




**MAHALO**  
7,5W IP65




**BRUTUS 10**  
9W IP65




**BRUTUS 20**  
18W IP65



**POLE**



**OLU 6 POLE**  
4,5W IP65



**MAHALO POLE**  
7,5W IP65

## BOLLARDS



**ELLE 2**  
1,5W IP65




**ELLE 6**  
4,5W IP65



**DUSK**  
8,2W IP65


## POWER SUPPLIES



**DRIVERS**

- ▶ Adan
- ▶ Air
- ▶ Alpha
- ▶ Andrew
- ▶ Arik
- ▶ Art
- ▶ Baba
- ▶ Babus
- ▶ Bang
- ▶ Bean
- ▶ Birdie
- ▶ Birdie Trimless
- ▶ Black
- ▶ Bree
- ▶ Brutus
- ▶ Bull
- ▶ Bull Base
- ▶ Bull Lay
- ▶ Bunga
- ▶ Bye
- ▶ Cadmo
- ▶ Cru
- ▶ Dago
- ▶ Dahlia
- ▶ Desert
- ▶ Dig
- ▶ Dusk
- ▶ Elia R
- ▶ Elia S
- ▶ Elia T
- ▶ Elia X
- ▶ Elijah R
- ▶ Elijah S
- ▶ Elijah T
- ▶ Elijah X
- ▶ Elle
- ▶ Elo R
- ▶ Elo S
- ▶ Elo T
- ▶ Elo X
- ▶ Eris
- ▶ Esme X
- ▶ Esme Performance X
- ▶ Esme Precision X
- ▶ Fatboy
- ▶ Flexus
- ▶ Fly
- ▶ Franny
- ▶ Gaga
- ▶ Glass
- ▶ Hap
- ▶ Hole
- ▶ Jan
- ▶ Joel
- ▶ Jos R
- ▶ Jos S
- ▶ Jos T
- ▶ Jos X
- ▶ Jupiter
- ▶ Keller
- ▶ Kol
- ▶ Korine
- ▶ Leda
- ▶ Lollo
- ▶ Lotus
- ▶ Maggy 36
- ▶ Maggy 72
- ▶ Mahalo
- ▶ Mal
- ▶ Mauna
- ▶ Milo
- ▶ Mine
- ▶ Miniair
- ▶ Minileda
- ▶ Moon
- ▶ Neil
- ▶ Nexus
- ▶ None
- ▶ Olu
- ▶ Plexus
- ▶ Plexus UGR
- ▶ Pole
- ▶ Puck
- ▶ Puff
- ▶ Sasabune
- ▶ Selene
- ▶ Sexus
- ▶ Sexus UGR
- ▶ Sky
- ▶ Slot
- ▶ Sorel
- ▶ Swan
- ▶ Tag
- ▶ Task
- ▶ Teddy R
- ▶ Teddy S
- ▶ Teddy T
- ▶ Teddy X
- ▶ Tera
- ▶ Tyla
- ▶ Tyrone
- ▶ Tytus
- ▶ Tyzan
- ▶ Uma
- ▶ Venus
- ▶ Wand
- ▶ Wand X
- ▶ Wim
- ▶ Wotan
- ▶ Yaga
- ▶ Zed
- ▶ Zed Trimless
- ▶ Zerino
- ▶ Zero
- ▶ Zero Move
- ▶ Zerus
- ▶ Zoe
- ▶ 24V Tracks
- ▶ 120V Tracks





## Our value

People whose commitment and dedication can bring an innovative manufacturing project to fruition: this is our most genuine asset. Founded in 2010 by Roberto Mantovani, a designer with experience in product and lighting design, Flexalighting has grown over time, enriched by staff who are attentive, intelligent and open to new challenges. Our resources have enabled us to develop a wide range of LED lighting devices for interiors and exteriors, all entirely Made in Italy, for applications ranging from residential to retail, hospitality and service areas. Products in which meticulous attention to reliability and optical and structural quality is translated into high-level lighting solutions that can innovate the world of professional lighting.

## Notre valeur

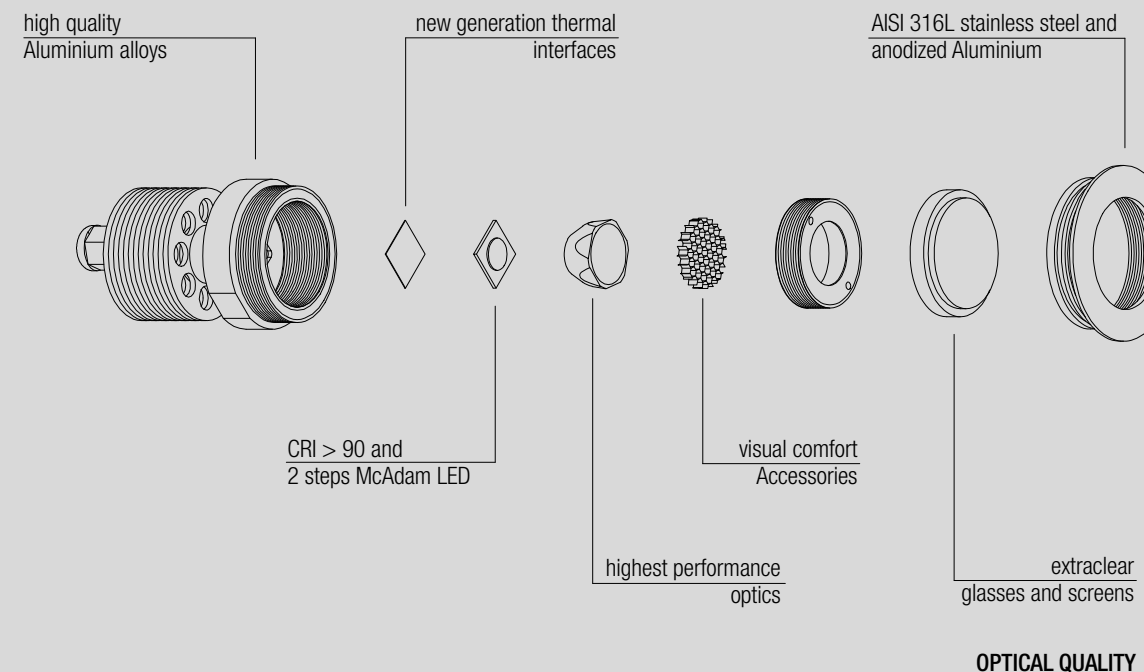
Des personnes qui, grâce à leur engagement et leur dévouement ont su concrétiser un projet industriel novateur: c'est cela qui constitue notre substance la plus authentique. La Société Flexalighting, fondée en 2010 par Roberto Mantovani, designer de grande expérience dans le monde du design de produit et du lighting design, a grandi au cours des années et s'est enrichie d'un personnel consciencieux, capable et sensible aux défis. Notre patrimoine humain nous a permis de développer une vaste gamme d'appareils d'éclairage à LED d'intérieurs et d'extérieurs, totalement made in Italy, avec des applications allant du résidentiel au retail, à l'hospitality, aux espaces tertiaires. Produits auxquels on a consacré une grande attention quant à la qualité optique et de construction mais aussi à l'efficacité, ce qui traduit dans des solutions de lumière de haut niveau, capables d'innover le monde de l'éclairage professionnel.

## Nuestro valor

Personas que con empeño y dedicación concretan un proyecto industrial innovador: esta es nuestra mejor y más auténtica idea. Fundada en 2010 por Roberto Mantovani, diseñador con experiencia en el mundo del diseño de productos y del diseño de iluminación, Flexalighting ha crecido con el paso de los años enriqueciéndose con un personal atento, inteligente, sensible con los desafíos. Gracias a nuestro patrimonio humano hemos desarrollado una gama amplia de aparatos de iluminación con LED para interiores y exteriores, completamente realizados en Italia, para aplicaciones que van de las zonas residenciales a los minoristas, espacios terciarios y sector hospitalario. Productos en los cuales una gran atención a la calidad óptica y constructiva y a la fiabilidad se traduce en soluciones de luz de alto nivel, capaces de innovar el mundo de la iluminación profesional.



**THERMAL MANAGEMENT AND MECHANICAL QUALITY**



**Minimize dimensions, maximise performance**

Flexalighting arose from LED technology, and the aim is to fully exploit its most important and exclusive properties: efficiency, durability, but above all, dimensions. One of the most obvious things about a LED: it's tiny. And this has opened up new possibilities for product research: we want to build light into architecture, we want to reduce the compositional impact of lighting devices. When all is said and done, we want to offer light in its purest form.

**Optical and manufacturing quality**

Optical quality and manufacturing quality combine in high-level products: from scrupulous control of metal alloys and processing, to the selection of materials not subject to deterioration, to the use of the latest generation thermal interfaces, reliable, high-performance LEDs and optical trains of utmost optical quality: the technological mastery allows Flexalighting to manufacture products of the highest quality level.

**Minimiser les dimensions, maximiser les prestations**

Flexalighting a été créée autour de la technologie LED afin d'exploiter pleinement ses propriétés les plus importantes et exclusives: efficacité, durée, mais surtout dimensions. Une des plus grandes particularités du LED: c'est qu'il est petit. Et cela a ouvert de nouvelles perspectives en termes de recherche de produit: nous souhaitons intégrer la lumière et l'architecture, nous souhaitons réduire l'impact de composition des appareils d'éclairage. Pour tout dire, nous souhaitons offrir la lumière dans toute sa pureté.

**Qualité optique et qualité constructive**

Qualité optique et qualité constructive se combinent en produits de haut niveau: du contrôle scrupuleux des alliages métalliques et des usinages, au choix de matériaux non sujets à dégradation, en passant par l'emploi d'interfaces thermiques de dernière génération, à l'emploi de LED fiables et performants et de trains optiques de la qualité optique maximale : la maîtrise technologique permet à Flexalighting de produire des appareils du meilleur niveau qualitatif.

**Minimizar las dimensiones, maximizar las prestaciones**

Flexalighting surgió en torno a la tecnología LED, para aprovechar completamente las propiedades más importantes y exclusivas: eficiencia, duración, pero, sobre todo, dimensiones. Una de las peculiaridades más evidentes del LED: es pequeño. Esto ha abierto nuevas perspectivas en la investigación del producto: queremos integrar la luz y la arquitectura, queremos reducir el impacto compositivo de los aparatos de iluminación. En resumen, queremos ofrecer la luz con toda su pureza.

**Calidad óptica y calidad constructiva**

Calidad óptica y calidad constructiva se combinan en productos de alto nivel: desde el control escrupuloso de las aleaciones metálicas y de los procesos, pasando por la selección de materiales no sujetos a corrosión, la utilización de interfaces térmicas de última generación, hasta llegar al empleo de LEDES fiables y eficientes y de trenes ópticos de la máxima calidad óptica: la maestría tecnológica permite a Flexalighting fabricar aparatos del más alto nivel cualitativo.



**Flexalighting North America: designed in Italy and built in Canada for the North American market**

To offer a fast, effective service that responds to the specific needs of the North American market, Flexalighting opened a production plant in the area of Vancouver, BC, Canada in 2017, where catalogue products are produced in compliance with ETL certifications. In continuous contact with the Italian parent company, Flexalighting North America develops a wide range of products able to meet Canadian and US installation standards, offering maximum technical and commercial assistance to customers.

**Flexalighting North America: dessiné en Italie et fabriqué au Canada pour le marché nord-américain**

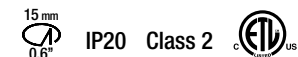
Afin d'offrir un service rapide, efficace et capable de répondre aux exigences spécifiques du marché nord-américain, Flexalighting a ouvert, en 2017, une usine de production dans la zone de Vancouver, BC, Canada, où sont réalisés les produits du catalogue dans le respect des certifications ETL. Constamment en contact avec la maison mère italienne, Flexalighting North America développe une vaste proposition capable de répondre aux standards d'installation canadiens et américains et d'offrir la meilleure assistance technique et commerciale à la clientèle.

**Flexalighting North America: diseñado en Italia y fabricado en Canadá para el mercado norteamericano**

Con el fin de ofrecer un servicio rápido, eficaz y capaz de responder a las necesidades específicas del mercado norteamericano, Flexalighting inauguró, en 2017, una planta de producción en la zona de Vancouver, BC, Canadá, donde se fabrican los productos del catálogo de acuerdo con las certificaciones ETL. En contacto permanente con la casa matriz italiana, Flexalighting North America desarrolla una amplia gama de productos capaces de satisfacer las normas de instalación canadienses y norteamericanas, ofreciendo máxima asistencia técnica y comercial a los clientes.

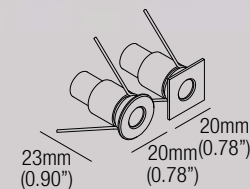
# SKY

design: Roberto Mantovani

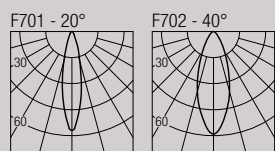


### Flush optic downlight

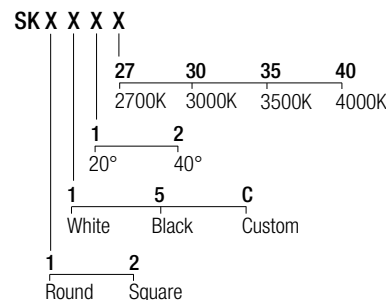
0,75W · 250mA (V<sub>i</sub> 2,9V) · Series wiring  
CRI90 · 3-Step MacAdam



Color Temperature	Beam Angle	Light Output (lm)
2700K	20°	81 lm
3000K	20°	81 lm
3500K	40°	100 lm
4000K	40°	107 lm



### Code Construction



### Accessories

**AT064R01015**  
Airtight recessed housing for insulated ceiling

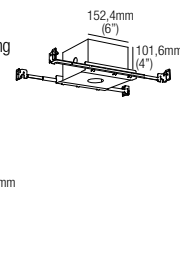
**IC064R01015**  
Recessed housing for insulated ceiling

**MP-R015**

Baseplate

**R01015**

T-bar baseplate




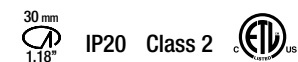
### 250mA Drivers

**CCPRO10A-250** (1..12) IP20  
Dimming: PHASE - 0-10V

**CCPRO40A-250** (1..18) IP20  
Dimming: PHASE - 0-10V

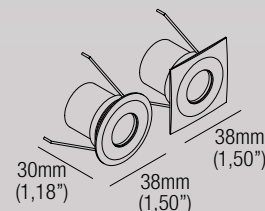
# SELENE

design: Roberto Mantovani

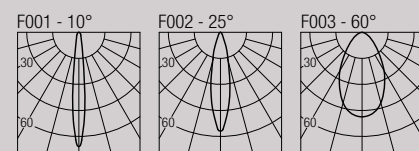


### Flush optic downlight

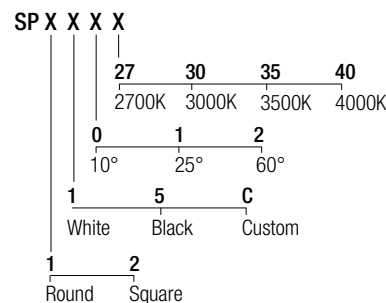
1,5W · 500mA (V<sub>i</sub> 2,9V) · Series wiring  
CRI90 · 3-Step MacAdam



Color Temperature	Beam Angle	Light Output (lm)
2700K	10°	128 lm
3000K	10°	133 lm
3500K	25°	146 lm
4000K	60°	154 lm



### Code Construction



### Accessories

**AT064R01030**  
Airtight recessed housing for insulated ceiling

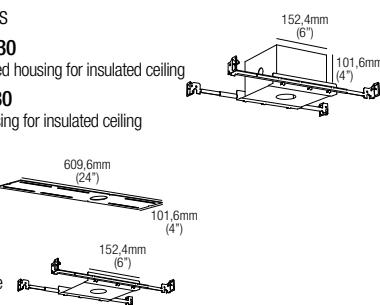
**IC064R01030**  
Recessed housing for insulated ceiling

**MP-R030**

Baseplate

**R01030**

T-bar baseplate



### 500mA Drivers

**CCPRO10A-500** (1..6) IP20  
Dimming: PHASE - 0-10V

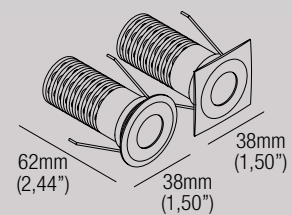
**CCPRO40A-500** (1..18) IP20  
Dimming: PHASE - 0-10V



# KOL

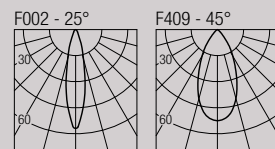
design: Roberto Mantovani

30 mm  
1,18" IP20 Class 2  JA8

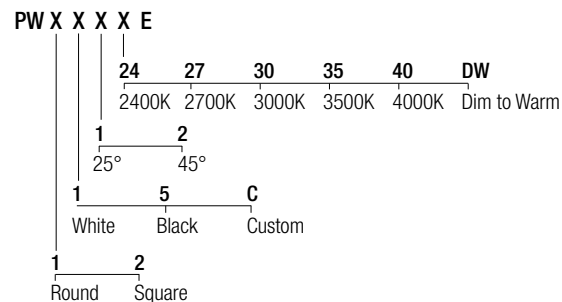


**Flush optic downlight**  
 Static White: 4,5W · 500mA (V<sub>i</sub> 9V) · Series wiring  
 Dim to Warm: 4,5W · 250mA (V<sub>i</sub> 18V) · Series wiring  
 CRI98 · 2-Step MacAdam

2400K	406 lm	3500K	548 lm
2700K	517 lm	4000K	541 lm
3000K	541 lm	DW	358 lm



**Code Construction**



**Accessories**

- AT064R01030**  
Airtight recessed housing for insulated ceiling
- IC064R01030**  
Recessed housing for insulated ceiling
- MP-R030**  
Baseplate
- RO1030**  
T-bar baseplate
- LH01**  
Low luminance hex louvre

**Static White - 500mA Drivers**

- CCPRO10A-500** (1..2) IP20  
Dimming: PHASE - 0-10V
- CCPRO40A-500** (1..6) IP20  
Dimming: PHASE - 0-10V

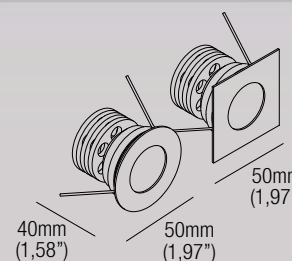
**Dim to Warm - 250mA Drivers**

- CCPRO10A-250-DW** (1) IP20  
Dimming: PHASE - 0-10V
- CCPRO40A-250-DW** (1..3) IP20  
Dimming: PHASE - 0-10V

# FLEXUS 6

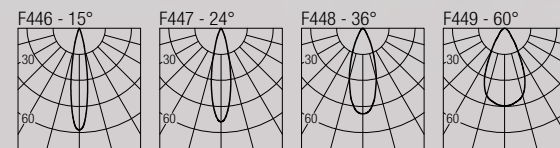
design: Rod&Todd

45 mm  
1,77" IP20 Class 2  JA8

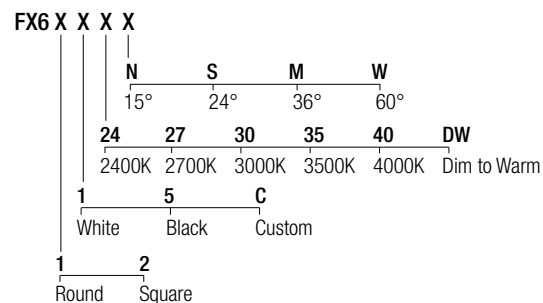


**Flush optic downlight**  
 Static White: 4,5W · 500mA (V<sub>i</sub> 9V) · Series wiring  
 Dim to Warm: 4,5W · 250mA (V<sub>i</sub> 18V) · Series wiring  
 CRI98 · 2-Step MacAdam

2400K	434 lm	3500K	586 lm
2700K	553 lm	4000K	579 lm
3000K	579 lm	DW	383 lm



**Code Construction**



**Accessories**

- AT064R01045**  
Airtight recessed housing for insulated ceiling
- IC064R01045**  
Recessed housing for insulated ceiling
- MP-R045**  
Baseplate
- RO1045**  
T-bar baseplate
- LH03**  
Low luminance hex louvre

**Static White - 500mA Drivers**

- CCPRO10A-500** (1..2) IP20  
Dimming: PHASE - 0-10V
- CCPRO40A-500** (1..6) IP20  
Dimming: PHASE - 0-10V


**Dim to Warm - 250mA Drivers**

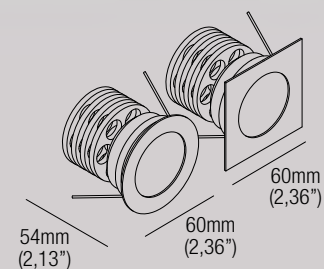
- CCPRO10A-250-DW** (1) IP20  
Dimming: PHASE - 0-10V
- CCPRO40A-250-DW** (1..3) IP20  
Dimming: PHASE - 0-10V



# FLEXUS 10

design: Rod&Todd

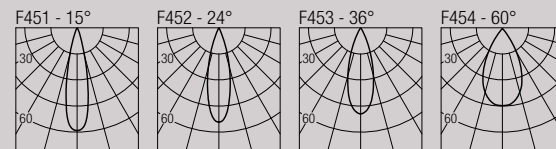
55 mm  
2,16" IP20 Class 2  JA8



### Flush optic downlight

Static White: 9W · 500mA (V, 18V) · Series wiring  
Dim to Warm: 7,2W · 400mA (V, 18V) · Series wiring  
Tunable White: 9W · 500mA (V, 18V) · Series wiring  
CRI98 · 2-Step MacAdam

2400K	770 lm	4000K	1178 lm
2700K	1125 lm	DW	667 lm
3000K	1180 lm	TW	875 lm
3500K	1195 lm		



### Code Construction

**FX1 X X X X**

N	S	M	W		
15°	24°	36°	60°		
24	27	30	35	40	DW TW
2400K	2700K	3000K	3500K	4000K	Dim to Warm Tunable White
1	5	C			
White	Black	Custom			
1	2				
Round	Square				

### Accessories

- AT064R01055**  
Airtight recessed housing for insulated ceiling
- IC064R01055**  
Recessed housing for insulated ceiling
- MP-R055**  
Baseplate
- R01055**  
T-bar baseplate
- LH04**  
Low luminance hex louvre

### Static White - 500mA Drivers

- CCPRO10A-500** (1) IP20  
Dimming: PHASE - 0-10V
- CCPRO40A-500** (1..3) IP20  
Dimming: PHASE - 0-10V

### Dim to Warm - 400mA Drivers


- CCPRO10A-400** (1) IP20  
Dimming: PHASE - 0-10V
- CCPRO40A-400** (1..3) IP20  
Dimming: PHASE - 0-10V

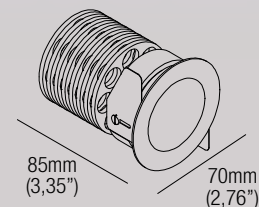
### Tunable White - 500mA Drivers

- DL0561S1** (1..3) IP20  
Dimming: 0-10V

# FLEXUS 20

design: Rod&Todd

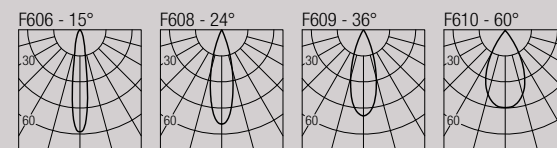
60 mm  
2,36" IP20 Class 2 



### Flush optic downlight

18W · 500mA (V, 36V)  
CRI98 · 2-Step MacAdam

2700K	2165 lm
3000K	2279 lm
3500K	2498 lm
4000K	2423 lm



### Code Construction

**FX2 X X X X**

	27	30	35	40
	2700K	3000K	3500K	4000K
N	S	M	W	
15°	24°	36°	60°	
1	5	C		
White	Black	Custom		

### Accessories

- AT064R01060**  
Airtight recessed housing for insulated ceiling
- IC064R01060**  
Recessed housing for insulated ceiling
- MP-R060**  
Baseplate
- R01060**  
T-bar baseplate
- LH06**  
Low luminance hex louvre

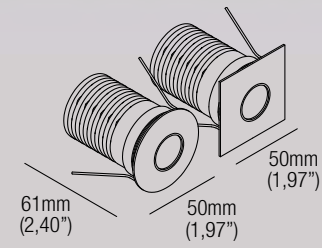

### 500mA Drivers

- CCPRO40A-500** (1) IP20  
Dimming: PHASE - 0-10V



# TAG

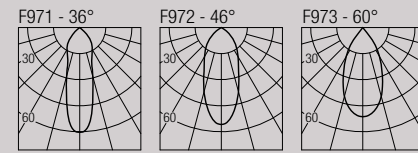
design: Roberto Mantovani



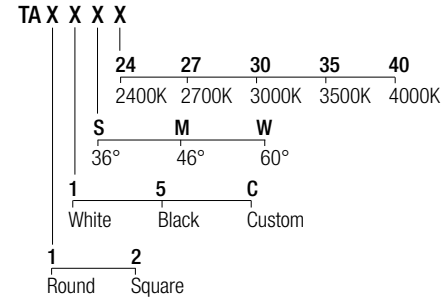
**Flush optic downlight**

7,5W · 24VDC · Parallel wiring  
CRI98 · 2-Step MacAdam

2400K	487 lm
2700K	655 lm
3000K	688 lm
3500K	697 lm
4000K	686 lm



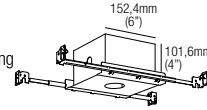
**Code Construction**



**Accessories**

**AT064R01045**

Airtight recessed housing for insulated ceiling



**IC064R01045**

Recessed housing for insulated ceiling

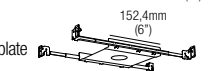
**MP-R045**

Baseplate



**R01045**

T-bar baseplate



**LH01**

Low luminance hex louvre

**24 VDC Drivers**

**DLM.30** (1..3) IP20

Dimming: PHASE - 0-10V

**DLM.60** (1..7) IP20

Dimming: PHASE - 0-10V

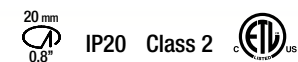
**DLM.100** (1..12) IP20

Dimming: PHASE - 0-10V



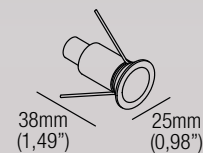
# BYE

design: Roberto Mantovani

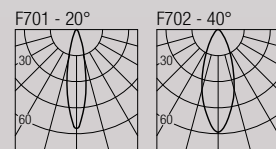


### Recessed optic downlight

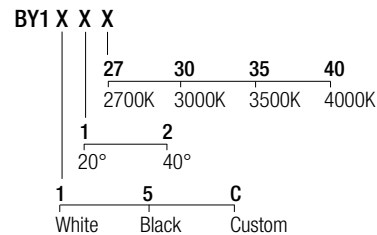
0,75W · 250mA (V<sub>i</sub> 2,9V) · Series wiring  
CRI90 · 3-Step MacAdam



Color	250mA
2700K	81 lm
3000K	81 lm
3500K	100 lm
4000K	107 lm



### Code Construction



### Accessories

#### AT064R01020

Airtight recessed housing for insulated ceiling

#### IC064R01020

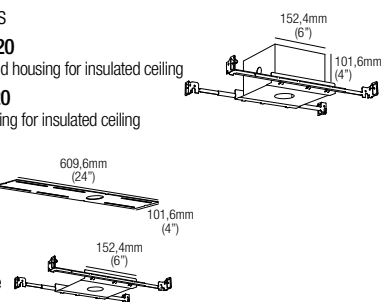
Recessed housing for insulated ceiling

#### MP-R020

Baseplate

#### RO1020

T-bar baseplate



### 250mA Drivers

#### CCPRO10A-250 (1..12) IP20

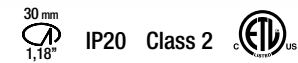
Dimming: PHASE - 0-10V

#### CCPRO40A-250 (1..18) IP20

Dimming: PHASE - 0-10V

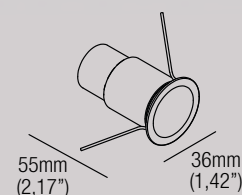
# BABA R2

design: Roberto Mantovani

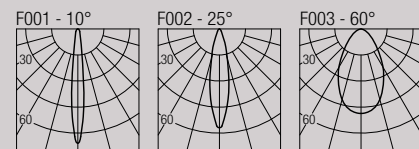


### Recessed optic downlight

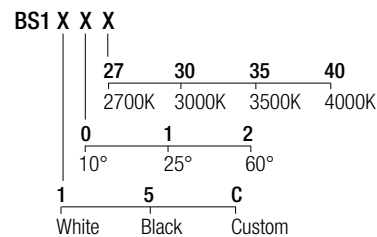
1,5W · 500mA (V<sub>i</sub> 2,9V) · Series wiring  
CRI90 · 3-Step MacAdam



Color	500mA
2700K	128 lm
3000K	133 lm
3500K	146 lm
4000K	154 lm



### Code Construction



### Accessories

#### AT064R01030

Airtight recessed housing for insulated ceiling

#### IC064R01030

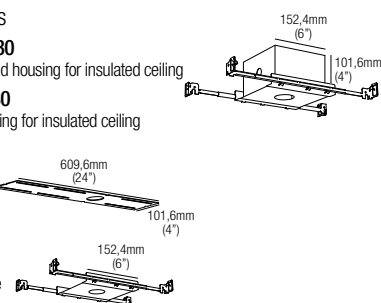
Recessed housing for insulated ceiling

#### MP-R030

Baseplate

#### RO1030

T-bar baseplate



### 500mA Drivers

#### CCPRO10A-500 (1..6) IP20

Dimming: PHASE - 0-10V

#### CCPRO40A-500 (1..18) IP20


Dimming: PHASE - 0-10V





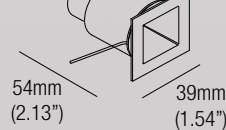
# BABA Q2

design: Jude Allen

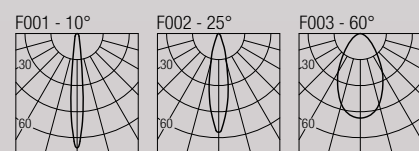
36mm  
1,42" IP20 Class 2 



**Recessed optic downlight**  
1,5W · 500mA (V<sub>i</sub> 2,9V) · Series wiring  
CRI90 · 3-Step MacAdam



	500mA
2700K	128 lm
3000K	133 lm
3500K	146 lm
4000K	154 lm



Code Construction

**BS2 X X X**

27	30	35	40
2700K	3000K	3500K	4000K
0	1	2	
10°	25°	60°	
1	5	C	
White	Black	Custom	

**Accessories**

**AT064R01036**  
Airtight recessed housing for insulated ceiling

**IC064R01036**  
Recessed housing for insulated ceiling

**MP-R036**  
Baseplate

**R01036**  
T-bar baseplate

**500mA Drivers**

**CCPRO10A-500** (1..6) IP20  
Dimming: PHASE - 0-10V

**CCPRO40A-500** (1..18) IP20  
Dimming: PHASE - 0-10V

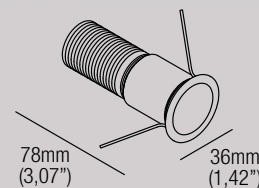
# BABA R6

design: Roberto Mantovani

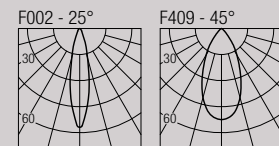
30mm  
1,18" IP20 Class 2  JA8



**Recessed optic downlight**  
Static White: 4,5W · 500mA (V<sub>i</sub> 9V) · Series wiring  
Dim to Warm: 4,5W · 250mA (V<sub>i</sub> 18V) · Series wiring  
CRI98 · 2-Step MacAdam



2400K	406 lm	3500K	548 lm
2700K	517 lm	4000K	541 lm
3000K	541 lm	DW	358 lm



Code Construction

**BW1 X X X E**

24	27	30	35	40	DW
2400K	2700K	3000K	3500K	4000K	Dim to Warm
1	2				
25°	45°				
1	5	C			
White	Black	Custom			

**Accessories**

**AT064R01030**  
Airtight recessed housing for insulated ceiling

**IC064R01030**  
Recessed housing for insulated ceiling

**MP-R030**  
Baseplate

**R01030**  
T-bar baseplate

**LH01**  
Low luminance hex louvre

**Static White - 500mA Drivers**

**CCPRO10A-500** (1..2) IP20  
Dimming: PHASE - 0-10V

**CCPRO40A-500** (1..6) IP20  
Dimming: PHASE - 0-10V

**Dim to Warm - 250mA Drivers**


**CCPRO10A-250-DW** (1..2) IP20  
Dimming: PHASE - 0-10V

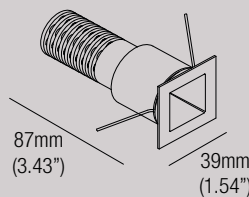
**CCPRO40A-250-DW** (1..3) IP20  
Dimming: PHASE - 0-10V



# BABA Q6

design: Jude Allen

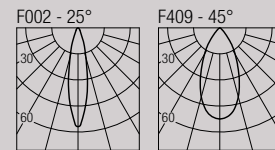
36 mm  
1,42" IP20 Class 2  JA8



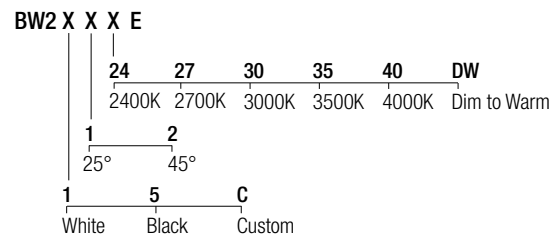
### Recessed optic downlight

Static White: 4,5W · 500mA (V<sub>i</sub> 9V) · Series wiring  
Dim to Warm: 4,5W · 250mA (V<sub>i</sub> 18V) · Series wiring  
CRI98 · 2-Step MacAdam

2400K	406 lm	3500K	548 lm
2700K	517 lm	4000K	541 lm
3000K	541 lm	DW	358 lm



### Code Construction



### Accessories

- AT064R01036**  
Airtight recessed housing for insulated ceiling
- IC064R01036**  
Recessed housing for insulated ceiling
- MP-R036**  
Baseplate
- R01036**  
T-bar baseplate
- LH01**  
Low luminance hex louvre

### Static White - 500mA Drivers


- CCPRO10A-500** (1..2) IP20  
Dimming: PHASE - 0-10V
- CCPRO40A-500** (1..6) IP20  
Dimming: PHASE - 0-10V

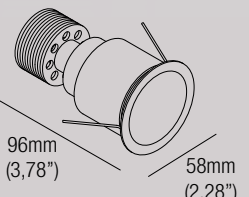
### Dim to Warm - 250mA Drivers

- CCPRO10A-250-DW** (1..2) IP20  
Dimming: PHASE - 0-10V
- CCPRO40A-250-DW** (1..3) IP20  
Dimming: PHASE - 0-10V

# BABA R10

design: Jude Allen

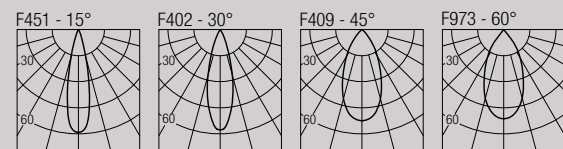
50 mm  
1,97" IP20 Class 2  JA8



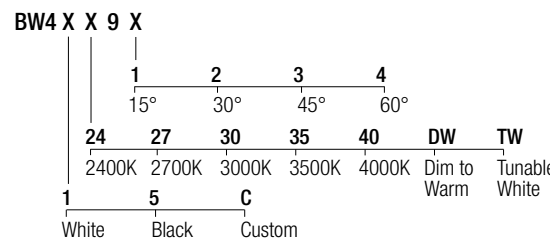
### Recessed optic downlight

Static White: 9W · 500mA (V<sub>i</sub> 18V) · Series wiring  
Dim to Warm: 7,2W · 400mA (V<sub>i</sub> 18V) · Series wiring  
Tunable White: 9W · 500mA (V<sub>i</sub> 18V) · Series wiring  
CRI98 · 2-Step MacAdam

2400K	744 lm	4000K	1139 lm
2700K	1088 lm	DW	645 lm
3000K	1142 lm	TW	847 lm
3500K	1156 lm		



### Code Construction



### Accessories

- AT064R01051**  
Airtight recessed housing for insulated ceiling
- IC064R01051**  
Recessed housing for insulated ceiling
- MP-R051**  
Baseplate
- R01051**  
T-bar baseplate
- LH02**  
Low luminance hex louvre

### Static White - 500mA Drivers

- CCPRO10A-500** (1) IP20  
Dimming: PHASE - 0-10V
- CCPRO40A-500** (1..3) IP20  
Dimming: PHASE - 0-10V

### Dim to Warm - 400mA Drivers

- CCPRO10A-400** (1) IP20  
Dimming: PHASE - 0-10V
- CCPRO40A-400** (1..3) IP20  
Dimming: PHASE - 0-10V

### Tunable White - 500mA Drivers

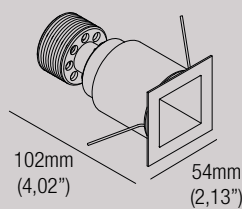
- DL0561S1** (1..3) IP20  
Dimming: 0-10V



# BABA Q10

design: Jude Allen

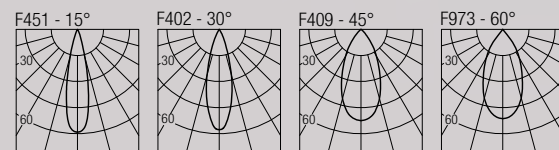
50 mm  
1,97" IP20 Class 2  JA8



### Recessed optic downlight

Static White: 9W · 500mA (V, 18V) · Series wiring  
Dim to Warm: 7,2W · 400mA (V, 18V) · Series wiring  
Tunable White: 9W · 500mA (V, 18V) · Series wiring  
CRI98 · 2-Step MacAdam

2400K	744 lm	4000K	1139 lm
2700K	1088 lm	DW	645 lm
3000K	1142 lm	TW	847 lm
3500K	1156 lm		



### Code Construction

**BW10 X X X**

1	2	3	4			
15°	30°	45°	60°			
24	27	30	35	40	DW	TW
2400K	2700K	3000K	3500K	4000K	Dim to Warm	Tunable White
1	5	C				
White	Black	Custom				

### Accessories

**AT064R01051**  
Airtight recessed housing for insulated ceiling

**IC064R01051**  
Recessed housing for insulated ceiling

**MP-R051**  
Baseplate

**RO1051**  
T-bar baseplate

**LH02**  
Low luminance hex louvre

### Static White - 500mA Drivers

**CCPRO10A-500** (1) IP20  
Dimming: PHASE - 0-10V

**CCPRO40A-500** (1..3) IP20  
Dimming: PHASE - 0-10V

### Dim to Warm - 400mA Drivers

**CCPRO10A-400** (1) IP20  
Dimming: PHASE - 0-10V

**CCPRO40A-400** (1..3) IP20  
Dimming: PHASE - 0-10V

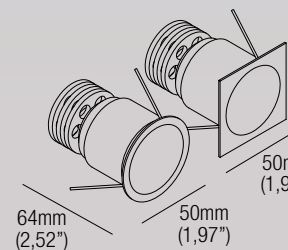
### Tunable White - 500mA Drivers

**DL0561S1** (1..3) IP20  
Dimming: 0-10V

# FRANNY 6

design: Rod&Todd

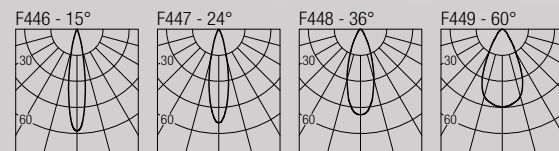
45 mm  
1,77" IP20 Class 2  JA8



### Recessed optic downlight

Static White: 4,5W · 500mA (V, 9V) · Series wiring  
Dim to Warm: 4,5W · 250mA (V, 18V) · Series wiring  
CRI98 · 2-Step MacAdam

2400K	434 lm	3500K	586 lm
2700K	553 lm	4000K	579 lm
3000K	579 lm	DW	383 lm



### Code Construction

**FN6 X X X X**

	N	S	M	W		
	15°	24°	36°	60°		
	24	27	30	35	40	DW
	2400K	2700K	3000K	3500K	4000K	Dim to Warm
1	5	C				
1	2					
Round	Square					

### Accessories

**AT064R01045**  
Airtight recessed housing for insulated ceiling

**IC064R01045**  
Recessed housing for insulated ceiling

**MP-R045**  
Baseplate

**RO1045**  
T-bar baseplate

**LH03**  
Low luminance hex louvre

### Static White - 500mA Drivers

**CCPRO10A-500** (1..2) IP20  
Dimming: PHASE - 0-10V

**CCPRO40A-500** (1..6) IP20  
Dimming: PHASE - 0-10V

### Dim to Warm - 250mA Drivers

**CCPRO10A-250-DW** (1..2) IP20  
Dimming: PHASE - 0-10V

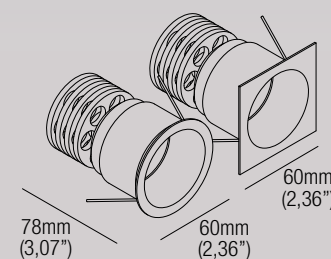
**CCPRO40A-250-DW** (1..3) IP20  
Dimming: PHASE - 0-10V



# FRANNY 10

design: Rod&Todd

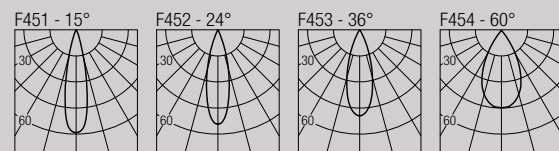
55 mm  
2,16" IP20 Class 2  JA8



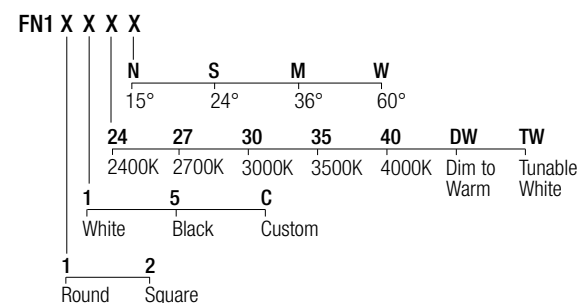
### Recessed optic downlight

Static White: 9W · 500mA (V<sub>i</sub> 18V) · Series wiring  
Dim to Warm: 7,2W · 400mA (V<sub>i</sub> 18V) · Series wiring  
Tunable White: 9W · 500mA (V<sub>i</sub> 18V) · Series wiring  
CRI98 · 2-Step MacAdam

2400K	770 lm	4000K	1178 lm
2700K	1125 lm	DW	667 lm
3000K	1180 lm	TW	875 lm
3500K	1195 lm		



### Code Construction



### Accessories

- AT064R01055**  
Airtight recessed housing for insulated ceiling
- IC064R01055**  
Recessed housing for insulated ceiling
- MP-R055**  
Baseplate
- RO1055**  
T-bar baseplate
- LH04**  
Low luminance hex louvre

### Static White - 500mA Drivers

- CCPR010A-500** (1) IP20  
Dimming: PHASE - 0-10V
- CCPR040A-500** (1..3) IP20  
Dimming: PHASE - 0-10V

### Dim to Warm - 400mA Drivers


- CCPR010A-400** (1) IP20  
Dimming: PHASE - 0-10V
- CCPR040A-400** (1..3) IP20  
Dimming: PHASE - 0-10V

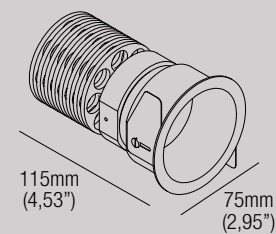
### Tunable White - 500mA Drivers

- DL0561S1** (1..3) IP20  
Dimming: 0-10V

# FRANNY 20

design: Rod&Todd

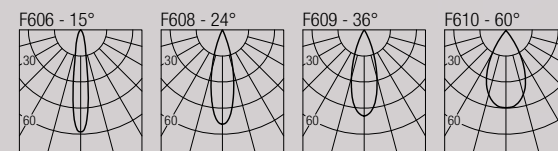
65 mm  
2,56" IP20 Class 2 



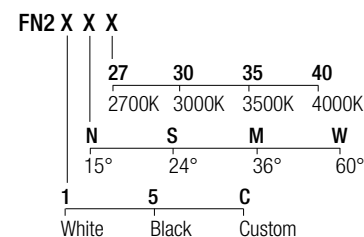
### Recessed optic downlight

18W · 500mA (V<sub>i</sub> 36V)  
CRI98 · 2-Step MacAdam

2700K	2165 lm
3000K	2279 lm
3500K	2498 lm
4000K	2423 lm



### Code Construction



### Accessories

- AT086R02065**  
Airtight recessed housing for insulated ceiling
- IC086R02065**  
Recessed housing for insulated ceiling
- MP-R065**  
Baseplate
- RO2065**  
T-bar baseplate
- LH06**  
Low luminance hex louvre

### 500mA Drivers

- CCPR040A-500** (1) IP20  
Dimming: PHASE - 0-10V



# WIM 6

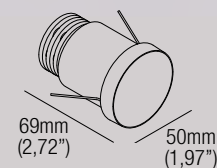
design: Jude Allen

45 mm  
1,77" IP20 Class 2  JA8

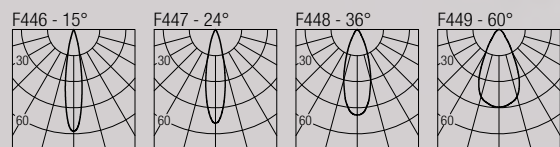


## Recessed optic downlight

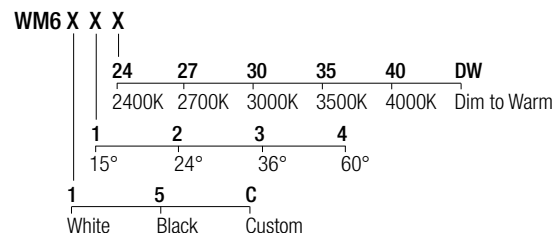
Static White: 4,5W · 500mA (V<sub>i</sub> 9V) · Series wiring  
Dim to Warm: 4,5W · 250mA (V<sub>i</sub> 18V) · Series wiring  
CRI98 · 2-Step MacAdam



2400K	434 lm	3500K	586 lm
2700K	553 lm	4000K	579 lm
3000K	579 lm	DW	383 lm



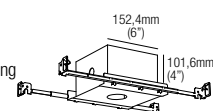
## Code Construction



## Accessories

**AT064R01045**  
Airtight recessed housing for insulated ceiling

**IC064R01045**  
Recessed housing for insulated ceiling



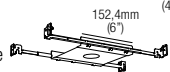
## MP-R045

Baseplate




## R01045

T-bar baseplate



## LH03

Low luminance hex louvre 

## Static White - 500mA Drivers

**CCPRO10A-500** (1..2) IP20  
Dimming: PHASE - 0-10V

**CCPRO40A-500** (1..6) IP20  
Dimming: PHASE - 0-10V

## Dim to Warm - 250mA Drivers

**CCPRO10A-250-DW** (1..2) IP20  
Dimming: PHASE - 0-10V

**CCPRO40A-250-DW** (1..3) IP20  
Dimming: PHASE - 0-10V



# WIM 10

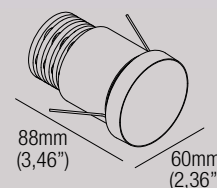
design: Jude Allen

55 mm  
2,16" IP20 Class 2  JA8

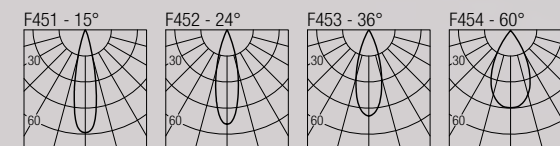


## Recessed optic downlight

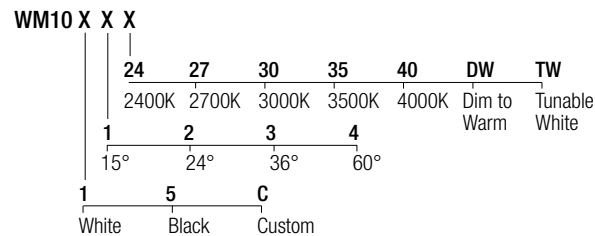
Static White: 9W · 500mA (V<sub>i</sub> 18V) · Series wiring  
Dim to Warm: 7,2W · 400mA (V<sub>i</sub> 18V) · Series wiring  
Tunable White: 9W · 500mA (V<sub>i</sub> 18V) · Series wiring  
CRI98 · 2-Step MacAdam



2400K	770 lm	4000K	1178 lm
2700K	1125 lm	DW	667 lm
3000K	1180 lm	TW	875 lm
3500K	1195 lm		



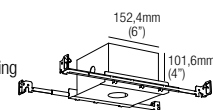
## Code Construction



## Accessories

**AT064R01055**  
Airtight recessed housing for insulated ceiling

**IC064R01055**  
Recessed housing for insulated ceiling



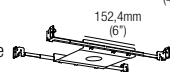
## MP-R055

Baseplate




## R01055

T-bar baseplate



## LH04

Low luminance hex louvre 

## Static White - 500mA Drivers

**CCPRO10A-500** (1) IP20  
Dimming: PHASE - 0-10V

**CCPRO40A-500** (1..3) IP20  
Dimming: PHASE - 0-10V

## Dim to Warm - 400mA Drivers

**CCPRO10A-400** (1) IP20  
Dimming: PHASE - 0-10V

**CCPRO40A-400** (1..3) IP20  
Dimming: PHASE - 0-10V

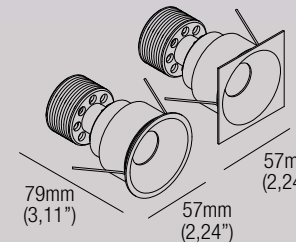

## Tunable White - 500mA Drivers

**DL0561S1** (1..3) IP20  
Dimming: 0-10V

# KORINE 10

design: Jude Allen

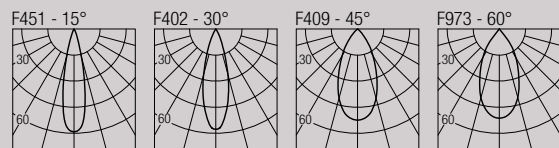
50 mm  
1,97" IP20 Class 2  JA8



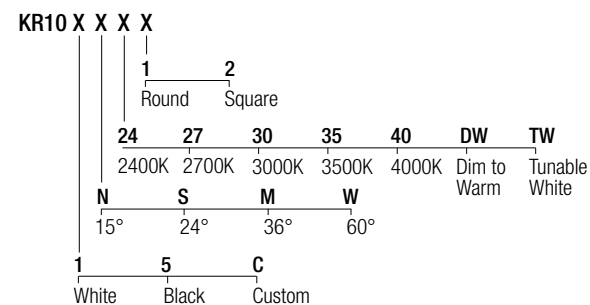
### Recessed optic downlight

Static White: 9W · 500mA (V<sub>i</sub> 18V) · Series wiring  
Dim to Warm: 7,2W · 400mA (V<sub>i</sub> 18V) · Series wiring  
Tunable White: 9W · 500mA (V<sub>i</sub> 18V) · Series wiring  
CRI98 · 2-Step MacAdam

2400K	744 lm	4000K	1139 lm
2700K	1088 lm	DW	645 lm
3000K	1142 lm	TW	847 lm
3500K	1156 lm		



### Code Construction



### Accessories

- AT064R01051**  
Airtight recessed housing for insulated ceiling
- IC064R01051**  
Recessed housing for insulated ceiling
- MP-R051**  
Baseplate
- R01051**  
T-bar baseplate
- LH02**  
Low luminance hex louvre

### Static White - 500mA Drivers

- CCPRO10A-500** (1) IP20  
Dimming: PHASE - 0-10V
- CCPRO40A-500** (1..3) IP20  
Dimming: PHASE - 0-10V

### Dim to Warm - 400mA Drivers


- CCPRO10A-400** (1) IP20  
Dimming: PHASE - 0-10V
- CCPRO40A-400** (1..3) IP20  
Dimming: PHASE - 0-10V

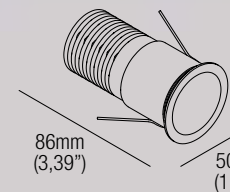
### Tunable White - 500mA Drivers

- DL0561S1** (1..3) IP20  
Dimming: 0-10V

# NEIL

design: Roberto Mantovani

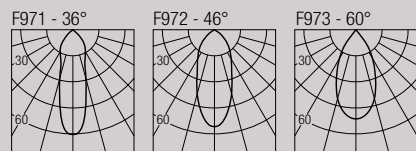
45 mm  
1,77" IP20 Class 2 



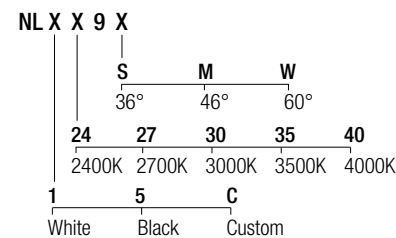
### Recessed optic downlight

7,5W · 24VDC · Parallel wiring  
CRI98 · 2-Step MacAdam

2400K	487 lm
2700K	655 lm
3000K	588 lm
3500K	697 lm
4000K	686 lm



### Code Construction



### Accessories

- AT064R01045**  
Airtight recessed housing for insulated ceiling
- IC064R01045**  
Recessed housing for insulated ceiling
- MP-R045**  
Baseplate
- R01045**  
T-bar baseplate
- LH01**  
Low luminance hex louvre

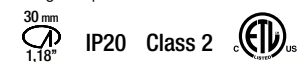
### 24 VDC Drivers

- DLM.30** (1..3) IP20  
Dimming: PHASE - 0-10V
- DLM.60** (1..7) IP20  
Dimming: PHASE - 0-10V
- DLM.100** (1..12) IP20  
Dimming: PHASE - 0-10V



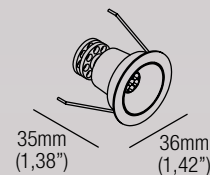
# BLACK 2

design: Lapo Grassellini

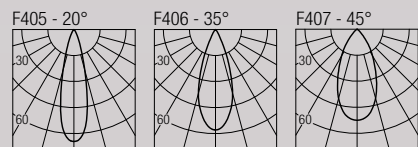


## Recessed optic downlight

1,5W · 500mA (V<sub>i</sub> 2,9V) · Series wiring  
CRI90 · 3-Step MacAdam



500mA	
2700K	128 lm
3000K	133 lm
3500K	146 lm
4000K	154 lm



### Code Construction

**BK1 X X X**

S	M	W	
20°	35°	45°	
27	30	35	40
2700K	3000K	3500K	4000K
1	5	C	
White	Black	Custom	

### Accessories

#### AT064R01030

Airtight recessed housing for insulated ceiling

#### IC064R01030

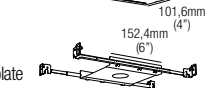
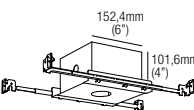
Recessed housing for insulated ceiling

#### MP-R030

Baseplate

#### RO1030

T-bar baseplate



### 500mA Drivers

#### CCPRO10A-500 (1..6) IP20

Dimming: PHASE - 0-10V

#### CCPRO40A-500 (1..18) IP20

Dimming: PHASE - 0-10V

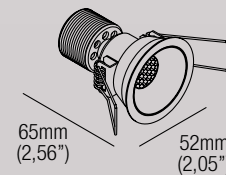
# BLACK 6

design: Lapo Grassellini

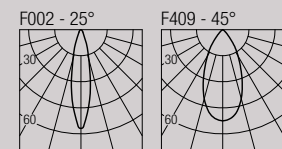


## Recessed optic downlight

Static White: 4,5W · 500mA (V<sub>i</sub> 9V) · Series wiring  
Dim to Warm: 4,5W · 250mA (V<sub>i</sub> 18V) · Series wiring  
CRI98 · 2-Step MacAdam



2400K	406 lm	3500K	548 lm
2700K	517 lm	4000K	541 lm
3000K	541 lm	DW	358 lm



### Code Construction

**BK2 X X X**

S	M					DW
25°	45°					Dim to Warm
24	27	30	35	40		
2400K	2700K	3000K	3500K	4000K		
1	5					
White	Black					

### Accessories

#### AT064R01045

Airtight recessed housing for insulated ceiling

#### IC064R01045

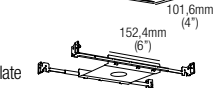
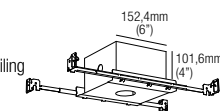
Recessed housing for insulated ceiling

#### MP-R045

Baseplate

#### RO1045

T-bar baseplate



### Static White - 500mA Drivers

#### CCPRO10A-500 (1..2) IP20

Dimming: PHASE - 0-10V

#### CCPRO40A-500 (1..6) IP20

Dimming: PHASE - 0-10V


### Dim to Warm - 250mA Drivers

#### CCPRO10A-250-DW (1..2) IP20

Dimming: PHASE - 0-10V

#### CCPRO40A-250-DW (1..3) IP20

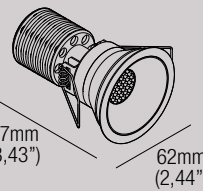
Dimming: PHASE - 0-10V



# BLACK 10

design: Lapo Grassellini

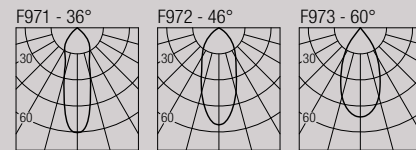
55 mm  
2,16" IP20 Class 2  JA8



**Recessed optic downlight**

Static White: 9W · 500mA (V<sub>i</sub> 18V) · Series wiring  
Dim to Warm: 7,2W · 400mA (V<sub>i</sub> 18V) · Series wiring  
Tunable White: 9W · 500mA (V<sub>i</sub> 18V) · Series wiring  
CRI98 · 2-Step MacAdam

2400K	728 lm	4000K	1114 lm
2700K	1064 lm	DW	630 lm
3000K	1116 lm	TW	828 lm
3500K	1130 lm		



**Code Construction**

**BK3 X X 9 X**

S	M	W					
36°	46°	60°					
24	27	30	35	40	DW	TW	
2400K	2700K	3000K	3500K	4000K	Dim to Warm	Tunable White	
1	5	C					
White	Black	Custom					

**Accessories**

- AT064R01055**  
Airtight recessed housing for insulated ceiling
- IC064R01055**  
Recessed housing for insulated ceiling
- MP-R055**  
Baseplate
- R01055**  
T-bar baseplate

**Static White - 500mA Drivers**

- CCPR010A-500** (1) IP20  
Dimming: PHASE - 0-10V
- CCPR040A-500** (1..3) IP20  
Dimming: PHASE - 0-10V

**Dim to Warm - 400mA Drivers**

- CCPR010A-400** (1..2) IP20  
Dimming: PHASE - 0-10V
- CCPR040A-400** (1..3) IP20  
Dimming: PHASE - 0-10V

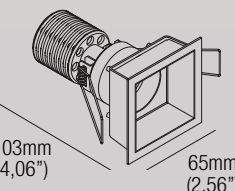
**Tunable White - 500mA Drivers**

- DL0561S1** (1..3) IP20  
Dimming: 0-10V

# HAP 110

design: Lapo Grassellini

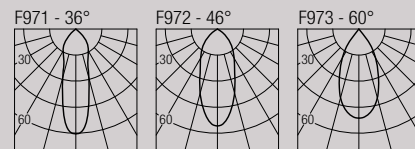
57x57 mm  
2,24x2,24" IP20 Class 2  JA8



**Recessed optic downlight**

Static White: 9W · 500mA (V<sub>i</sub> 18V) · Series wiring  
Dim to Warm: 7,2W · 400mA (V<sub>i</sub> 18V) · Series wiring  
Tunable White: 9W · 500mA (V<sub>i</sub> 18V) · Series wiring  
CRI98 · 2-Step MacAdam

2400K	728 lm	4000K	1114 lm
2700K	1064 lm	DW	630 lm
3000K	1116 lm	TW	828 lm
3500K	1130 lm		



**Code Construction**

**HP11 X X X 9 X**

S	M	W					
36°	46°	60°					
24	27	30	35	40	DW	TW	
2400K	2700K	3000K	3500K	4000K	Dim to Warm	Tunable White	
1	5	C					
White	Black	Custom					

**Accessories**

- AT086Q02058**  
Airtight recessed housing for insulated ceiling
- IC086Q02058**  
Recessed housing for insulated ceiling
- MP-Q058**  
Baseplate
- Q02058**  
T-bar baseplate
- LOH1B** (Black)  
Low luminance hex louvre

**Static White - 500mA Drivers**


- CCPR010A-500** (1) IP20  
Dimming: PHASE - 0-10V
- CCPR040A-500** (1..3) IP20  
Dimming: PHASE - 0-10V

**Dim to Warm - 400mA Drivers**

- CCPR010A-400** (1) IP20  
Dimming: PHASE - 0-10V
- CCPR040A-400** (1..3) IP20  
Dimming: PHASE - 0-10V

**Tunable White - 500mA Drivers**

- DL0561S1** (1..3) IP20  
Dimming: 0-10V

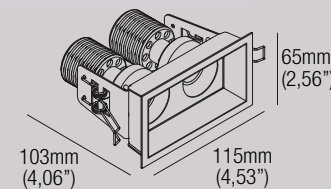




# HAP 120

design: Lapo Grassellini

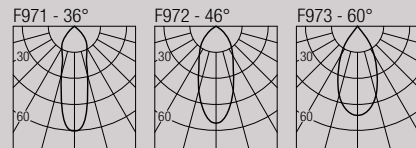
108x57 mm  
4,25x2,24" IP20 Class 2  JA8



## Recessed optic downlight

Static White: 2x9W · 500mA (V, 2x18V) · Series wiring  
Dim to Warm: 2x7,2W · 400mA (V, 2x18V) · Series wiring  
Tunable White: 2x9W · 500mA (V, 2x18V) · Series wiring  
CRI98 · 2-Step MacAdam

2400K	1456 lm	4000K	2228 lm
2700K	2128 lm	DW	1260 lm
3000K	2232 lm	TW	1656 lm
3500K	2260 lm		



## Code Construction

**HP12 X X 9 X**

S	M	W					
36°	46°	60°					
24	27	30	35	40	DW	TW	
2400K	2700K	3000K	3500K	4000K	Dim to Warm	Tunable White	
1	5	C					
White	Black	Custom					

## Accessories

- AT086X02108**  
Airtight recessed housing for insulated ceiling
- IC086X02108**  
Recessed housing for insulated ceiling
- MP-X108**  
Baseplate
- X02108**  
T-bar baseplate
- 2xLOH1B (Black)**  
Low luminance hex louvre

## Static White - 500mA Drivers

- (2x) CCPR010A-500** (1) IP20  
Dimming: PHASE - 0-10V
- CCPR040A-500** (1) IP20  
Dimming: PHASE - 0-10V

## Dim to Warm - 400mA Drivers

- (2x) CCPR010A-400** (1) IP20  
Dimming: PHASE - 0-10V
- CCPR040A-400** (1) IP20  
Dimming: PHASE - 0-10V

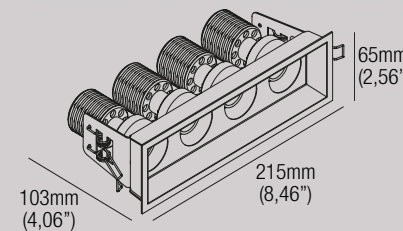
## Tunable White - 500mA Drivers

- DL0561S1** (1) IP20  
Dimming: 0-10V

# HAP 140

design: Lapo Grassellini

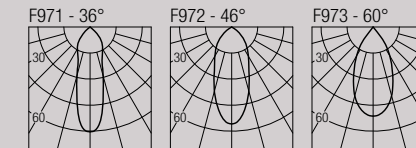
208x57 mm  
8,19x2,24" IP20 Class 2  JA8



## Recessed optic downlight

Static White: 4x9W · 500mA (V, 4x18V) · Series wiring  
Dim to Warm: 4x7,2W · 400mA (V, 4x18V) · Series wiring  
Tunable White: 4x9W · 500mA (V, 4x18V) · Series wiring  
CRI98 · 2-Step MacAdam

2400K	2912 lm	4000K	4456 lm
2700K	4246 lm	DW	2520 lm
3000K	4464 lm	TW	3312 lm
3500K	4524 lm		



## Code Construction

**HP14 X X 9 X**

S	M	W					
36°	46°	60°					
24	27	30	35	40	DW	TW	
2400K	2700K	3000K	3500K	4000K	Dim to Warm	Tunable White	
1	5	C					
White	Black	Custom					

## Accessories

- AT127X03208**  
Airtight recessed housing for insulated ceiling
- IC127X03208**  
Recessed housing for insulated ceiling
- MP-X208**  
Baseplate
- X03208**  
T-bar baseplate
- 4xLOH1B (Black)**  
Low luminance hex louvre

## Static White - 500mA Drivers

- (4x) CCPR010A-500** (1) IP20  
Dimming: PHASE - 0-10V
- (2x) CCPR040A-500** (1) IP20  
Dimming: PHASE - 0-10V

## Dim to Warm - 400mA Drivers


- (4x) CCPR010A-400** (1) IP20  
Dimming: PHASE - 0-10V
- (2x) CCPR040A-400** (1) IP20  
Dimming: PHASE - 0-10V

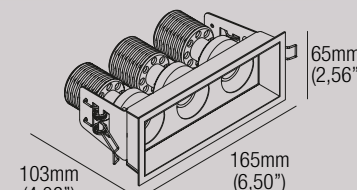
## Tunable White - 500mA Drivers

- (2x) DL0561S1** (1) IP20  
Dimming: 0-10V

# HAP 130

design: Lapo Grassellini

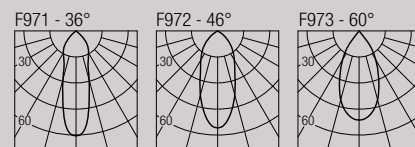
158x57 mm  
6,22x2,24" IP20 Class 2  JA8



## Recessed optic downlight

Static White: 3x9W · 500mA (V, 3x18V) · Series wiring  
Dim to Warm: 3x7,2W · 400mA (V, 3x18V) · Series wiring  
Tunable White: 3x9W · 500mA (V, 3x18V) · Series wiring  
CRI98 · 2-Step MacAdam

2400K	2184 lm	4000K	3342 lm
2700K	3192 lm	DW	1890 lm
3000K	3348 lm	TW	2484 lm
3500K	3393 lm		



## Code Construction

**HP13 X X 9 X**

S	M	W					
36°	46°	60°					
24	27	30	35	40	DW	TW	
2400K	2700K	3000K	3500K	4000K	Dim to Warm	Tunable White	
1	5	C					
White	Black	Custom					

## Accessories

- AT127X03158**  
Airtight recessed housing for insulated ceiling
- IC127X03158**  
Recessed housing for insulated ceiling
- MP-X158**  
Baseplate
- X03158**  
T-bar baseplate
- 3xLOH1B (Black)**  
Low luminance hex louvre

## Static White - 500mA Drivers

- (3x) CCPR010A-500** (1) IP20  
Dimming: PHASE - 0-10V
- CCPR040A-500** (1) IP20  
Dimming: PHASE - 0-10V

## Dim to Warm - 400mA Drivers


- (3x) CCPR010A-400** (1) IP20  
Dimming: PHASE - 0-10V
- CCPR040A-400** (1) IP20  
Dimming: PHASE - 0-10V

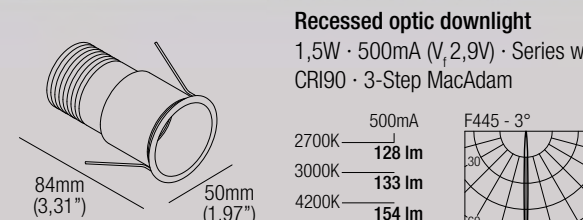
## Tunable White - 500mA Drivers

- DL0561S1** (1) IP20  
Dimming: 0-10V

# ZED

design: Roberto Mantovani

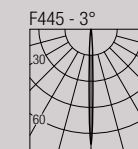
45 mm  
1,77" IP20 Class 2 



## Recessed optic downlight

1,5W · 500mA (V, 2,9V) · Series wiring  
CRI90 · 3-Step MacAdam

2700K	128 lm
3000K	133 lm
4200K	154 lm



## Code Construction

**ZD X X 3**

0	1	2
2700K	3000K	4200K
1	5	
White	Black	

## Accessories

- AT064R01045**  
Airtight recessed housing for insulated ceiling
- IC064R01045**  
Recessed housing for insulated ceiling
- MP-R045**  
Baseplate
- R01045**  
T-bar baseplate

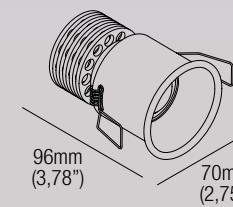
## 500mA Drivers

- CCPR010A-500** (1..6) IP20  
Dimming: PHASE - 0-10V
- CCPR040A-500** (1..18) IP20  
Dimming: PHASE - 0-10V

# TASK 10

design: Roberto Mantovani

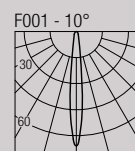
60 mm  
2,36" IP20 Class 2 



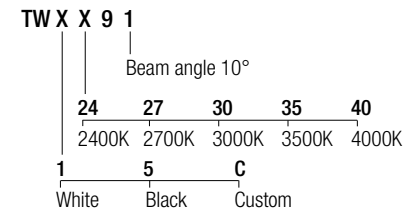
**Recessed optic downlight**

9W · 500mA (V, 18V)  
CRI98 · 2-Step MacAdam

2400K	619 lm
2700K	904 lm
3000K	949 lm
3500K	961 lm
4000K	947 lm



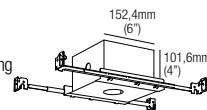
**Code Construction**



**Accessories**

**AT064R01060**

Airtight recessed housing for insulated ceiling



**IC064R01060**

Recessed housing for insulated ceiling

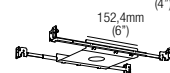
**MP-R060**

Baseplate



**R01060**

T-bar baseplate



**Static White - 500mA Drivers**

**CCPRO10A-500** (1) IP20

Dimming: PHASE - 0-10V


**CCPRO40A-500** (1..3) IP20


Dimming: PHASE - 0-10V



# ZERINO

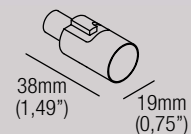
design: Roberto Mantovani

IP20 Class 2 

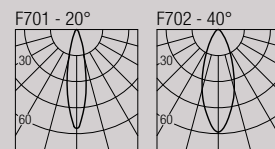


**Trimless downlight**

0,75W · 250mA (V, 2,9V) · Series wiring  
CRI90 · 3-Step MacAdam



	250mA
2700K	81 lm
3000K	81 lm
3500K	100 lm
4000K	107 lm



**Code Construction**

**ZK1 X X X**

27	30	35	40
2700K	3000K	3500K	4000K
1	2		
20°	40°		
1	5	C	
White	Black	Custom	

**Accessories**


- AT064R01030**  
Airtight recessed housing for insulated ceiling
- IC064R01030**  
Recessed housing for insulated ceiling
- MP-R030**  
Baseplate
- R01030**  
T-bar baseplate
- ZQC00K White**  
Plasterboard recessing frame
- ZQC00K.BMK-WH White**  
**ZQC00K.BMK-BLK Black**  
**ZQC00K.BMK-CU Custom**  
Backmount frame for hard surfaces

**250mA Drivers**

- CCPRO10A-250** (1..12) IP20  
Dimming: PHASE - 0-10V
- CCPRO40A-250** (1..18) IP20  
Dimming: PHASE - 0-10V

# ZERO R2

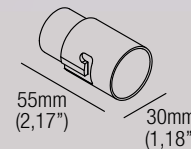
design: Roberto Mantovani

IP20 Class 2 

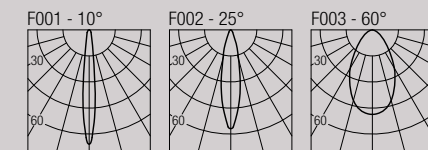


**Trimless downlight**

1,5W · 500mA (V, 2,9V) · Series wiring  
CRI90 · 3-Step MacAdam



	500mA
2700K	128 lm
3000K	133 lm
3500K	146 lm
4000K	154 lm



**Code Construction**

**ZS1 X X X**

27	30	35	40
2700K	3000K	3500K	4000K
0	1	2	
10°	25°	60°	
1	5	C	
White	Black	Custom	

**Accessories**

- AT064R01045**  
Airtight recessed housing for insulated ceiling
- IC064R01045**  
Recessed housing for insulated ceiling
- MP-R045**  
Baseplate
- R01045**  
T-bar baseplate
- ZQC001 White**  
Plasterboard recessing frame
- ZQC001.BMK-WH White**  
**ZQC001.BMK-BLK Black**  
**ZQC001.BMK-CU Custom**  
Backmount frame for hard surfaces

**500mA Drivers**


- CCPRO10A-500** (1..6) IP20  
Dimming: PHASE - 0-10V
- CCPRO40A-500** (1..18) IP20  
Dimming: PHASE - 0-10V

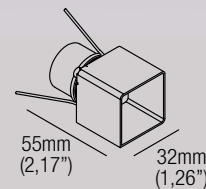
**LH01**  
Low luminance hex louvre 



# ZERO Q2

design: Roberto Mantovani

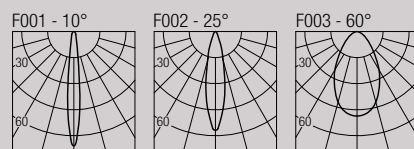
IP20 Class 2 



**Trimless downlight**

1,5W · 500mA (V<sub>i</sub> 2,9V) · Series wiring  
CRI90 · 3-Step MacAdam

	500mA
2700K	128 lm
3000K	133 lm
3500K	146 lm
4000K	154 lm



**Code Construction**

**ZS2 X X X**

27	30	35	40
2700K	3000K	3500K	4000K
0	1	2	
10°	25°	60°	
1	5	C	
White	Black	Custom	

**Accessories**

- AT064Q01040**  
Airtight recessed housing for insulated ceiling
- IC064Q01040**  
Recessed housing for insulated ceiling
- MP-Q040**  
Baseplate
- Q01040**  
T-bar baseplate
- ZQC002** White  
Plasterboard recessing frame
- LH01**  
Low luminance hex louvre

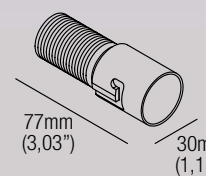
**500mA Drivers**

- CCPRO10A-500** (1..6) IP20  
Dimming: PHASE - 0-10V
- CCPRO40A-500** (1..18) IP20  
Dimming: PHASE - 0-10V

# ZERO R6

design: Roberto Mantovani

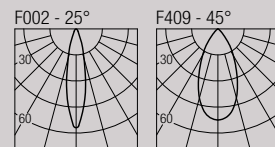
IP20 Class 2  JA8



**Trimless downlight**

Static White: 4,5W · 500mA (V<sub>i</sub> 9V) · Series wiring  
Dim to Warm: 4,5W · 250mA (V<sub>i</sub> 18V) · Series wiring  
CRI98 · 2-Step MacAdam

2400K	406 lm	3500K	548 lm
2700K	517 lm	4000K	541 lm
3000K	541 lm	DW	358 lm



**Code Construction**

**ZW1 X X X**

24	27	30	35	40	DW
2400K	2700K	3000K	3500K	4000K	Dim to Warm
1	2				
25°	45°				
1	5	C			
White	Black	Custom			

**Accessories**

- AT064R01045**  
Airtight recessed housing for insulated ceiling
- IC064R01045**  
Recessed housing for insulated ceiling
- MP-R045**  
Baseplate
- R01045**  
T-bar baseplate
- ZQC001** White  
Plasterboard recessing frame
- ZQC001.BMK-WH** White  
**ZQC001.BMK-BLK** Black  
**ZQC001.BMK-CU** Custom  
Backmount frame for hard surfaces
- LH01**  
Low luminance hex louvre

**Static White - 500mA Drivers**

- CCPRO10A-500** (1..2) IP20  
Dimming: PHASE - 0-10V
- CCPRO40A-500** (1..6) IP20  
Dimming: PHASE - 0-10V


**Dim to Warm - 250mA Drivers**

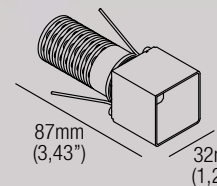

- CCPRO10A-250-DW** (1..2) IP20  
Dimming: PHASE - 0-10V
- CCPRO40A-250-DW** (1..3) IP20  
Dimming: PHASE - 0-10V



# ZERO Q6

design: Roberto Mantovani

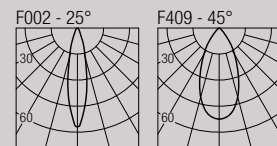
IP20 Class 2  JA8



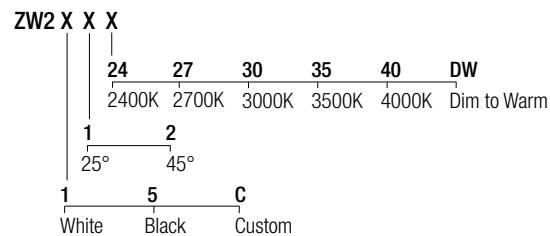
**Trimless downlight**

Static White: 4,5W · 500mA (V<sub>i</sub> 9V) · Series wiring  
 Dim to Warm: 4,5W · 250mA (V<sub>i</sub> 18V) · Series wiring  
 CRI98 · 2-Step MacAdam

2400K	406 lm	3500K	548 lm
2700K	517 lm	4000K	541 lm
3000K	541 lm	DW	358 lm



**Code Construction**



**Accessories**


- AT064Q01040**  
Airtight recessed housing for insulated ceiling
- IC064Q01040**  
Recessed housing for insulated ceiling
- MP-Q040**  
Baseplate
- Q01040**  
T-bar baseplate
- ZQC002** White  
Plasterboard recessing frame
- LH01**  
Low luminance hex louvre

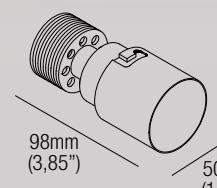
**Static White - 500mA Drivers**

- CCPRO10A-500** (1..2) IP20  
Dimming: PHASE - 0-10V
- CCPRO40A-500** (1..6) IP20  
Dimming: PHASE - 0-10V
- Dim to Warm - 250mA Drivers**
- CCPRO10A-250-DW** (1..2) IP20  
Dimming: PHASE - 0-10V
- CCPRO40A-250-DW** (1..3) IP20  
Dimming: PHASE - 0-10V

# ZERO R10

design: Jude Allen

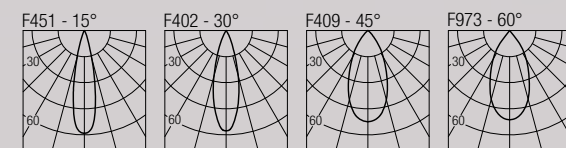
IP20 Class 2  JA8



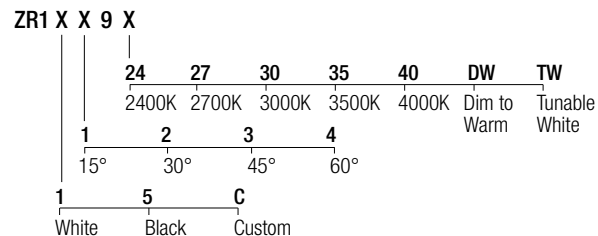
**Trimless downlight**

Static White: 9W · 500mA (V<sub>i</sub> 18V) · Series wiring  
 Dim to Warm: 7,2W · 400mA (V<sub>i</sub> 18V) · Series wiring  
 Tunable White: 9W · 500mA (V<sub>i</sub> 18V) · Series wiring  
 CRI98 · 2-Step MacAdam

2400K	744 lm	4000K	1139 lm
2700K	1088 lm	DW	645 lm
3000K	1142 lm	TW	847 lm
3500K	1156 lm		



**Code Construction**



**Accessories**

- AT064R01060**  
Airtight recessed housing for insulated ceiling
- IC064R01060**  
Recessed housing for insulated ceiling
- MP-R060**  
Baseplate
- R01060**  
T-bar baseplate
- ZQC005** White  
Plasterboard recessing frame
- ZQC005.BMK-WH** White  
**ZQC005.BMK-BLK** Black  
**ZQC005.BMK-CU** Custom  
Backmount frame for hard surfaces
- LH02**  
Low luminance hex louvre

**Static White - 500mA Drivers**

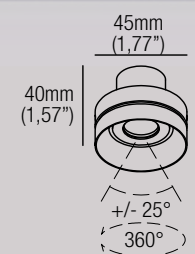
- CCPRO10A-500** (1) IP20  
Dimming: PHASE - 0-10V
- CCPRO40A-500** (1..3) IP20  
Dimming: PHASE - 0-10V
- Dim to Warm - 400mA Drivers**
- CCPRO10A-400** (1) IP20  
Dimming: PHASE - 0-10V
- CCPRO40A-400** (1..3) IP20  
Dimming: PHASE - 0-10V
- Tunable White - 500mA Drivers**
- DL0561S1** (1..3) IP20  
Dimming: 0-10V



# ZERO MOVE 2

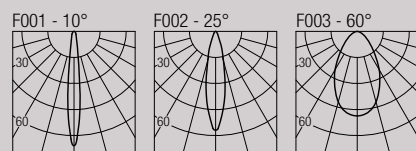
design: Roberto Mantovani

IP20 Class 2 



**Trimless & adjustable downlight**  
1,5W · 500mA (V, 2,9V) · Series wiring  
CRI90 · 3-Step MacAdam

500mA	
2700K	128 lm
3000K	133 lm
3500K	146 lm
4000K	154 lm



Code Construction

ZSM X X X

27	30	35	40
2700K	3000K	3500K	4000K
0	1	2	
10°	25°	60°	
1	5	C	
White	Black	Custom	

Accessories

**AT064R01055**

Airtight recessed housing for insulated ceiling

**IC064R01055**

Recessed housing for insulated ceiling

**MP-R055**

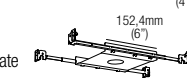
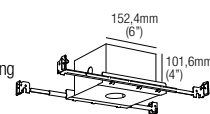
Baseplate

**R01055**

T-bar baseplate

**ZQM001** White

Plasterboard recessing frame



500mA Drivers

**CCPRO10A-500** (1..6) IP20

Dimming: PHASE - 0-10V

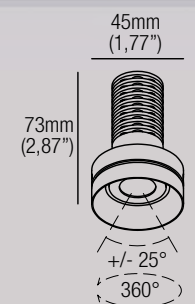
**CCPRO40A-500** (1..18) IP20

Dimming: PHASE - 0-10V

# ZERO MOVE 6

design: Roberto Mantovani

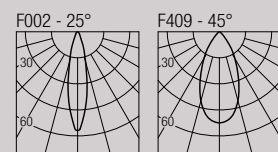
IP20 Class 2  JA8



**Trimless & adjustable downlight**

Static White: 4,5W · 500mA (V, 9V) · Series wiring  
Dim to Warm: 4,5W · 250mA (V, 18V) · Series wiring  
CRI98 · 2-Step MacAdam

2400K	406 lm	3500K	548 lm
2700K	517 lm	4000K	541 lm
3000K	541 lm	DW	358 lm



Code Construction

ZWM X X X

24	27	30	35	40	DW
2400K	2700K	3000K	3500K	4000K	Dim to Warm
1	2				
25°	45°				
1	5	C			
White	Black	Custom			

Accessories

**AT064R01055**

Airtight recessed housing for insulated ceiling

**IC064R01055**

Recessed housing for insulated ceiling

**MP-R055**

Baseplate

**R01055**

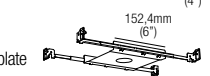
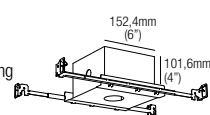
T-bar baseplate

**ZQM001** White

Plasterboard recessing frame

**LH01**

Low luminance hex louvre



Static White - 500mA Drivers

**CCPRO10A-500** (1..2) IP20

Dimming: PHASE - 0-10V

**CCPRO40A-500** (1..6) IP20

Dimming: PHASE - 0-10V

Dim to Warm - 250mA Drivers

**CCPRO10A-250-DW** (1..2) IP20

Dimming: PHASE - 0-10V


**CCPRO40A-250-DW** (1..3) IP20

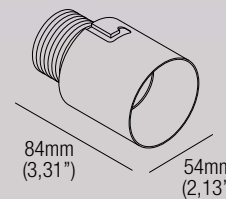

Dimming: PHASE - 0-10V



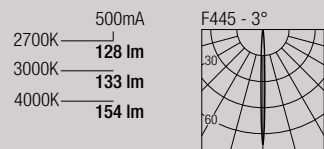
# ZED TRIMLESS

design: Roberto Mantovani

IP20 Class 2 



**Trimless downlight**  
1,5W · 500mA (V, 2,9V) · Series wiring  
CRI90 · 3-Step MacAdam



Code Construction  
**DID X X 3**

Beam angle 3°

0	1	2
2700K	3000K	4200K

1 5 C  
White Black Custom

**Accessories**

**AT064R01070**  
Airtight recessed housing for insulated ceiling

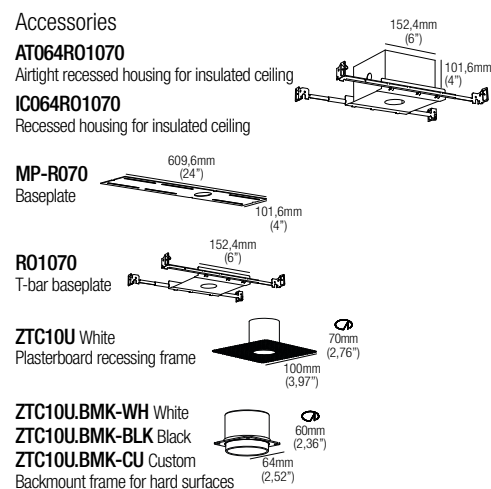
**IC064R01070**  
Recessed housing for insulated ceiling

**MP-R070**  
Baseplate

**RO1070**  
T-bar baseplate

**ZTC10U White**  
Plasterboard recessing frame

**ZTC10U.BMK-WH White**  
**ZTC10U.BMK-BLK Black**  
**ZTC10U.BMK-CU Custom**  
Backmount frame for hard surfaces

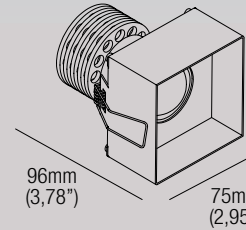


**500mA Drivers**  
**CCPRO10A-500** (1..6) IP20  
Dimming: PHASE - 0-10V  
**CCPRO40A-500** (1..18) IP20  
Dimming: PHASE - 0-10V

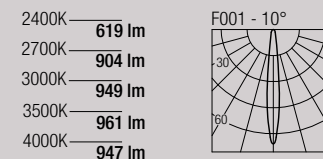
# NONE Q10

design: Roberto Mantovani

IP20 Class 2 



**Trimless downlight**  
9W · 500mA (V, 18V)  
CRI98 · 2-Step MacAdam



Code Construction  
**NQW X X 9 1**

Beam angle 10°

24	27	30	35	40
2400K	2700K	3000K	3500K	4000K

1 5 C  
White Black Custom

**Accessories**

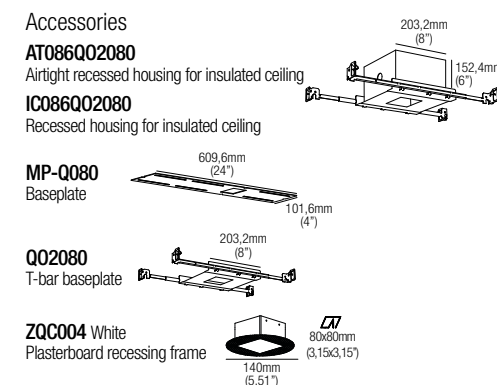
**AT086Q02080**  
Airtight recessed housing for insulated ceiling

**IC086Q02080**  
Recessed housing for insulated ceiling

**MP-Q080**  
Baseplate

**Q02080**  
T-bar baseplate

**ZQC004 White**  
Plasterboard recessing frame

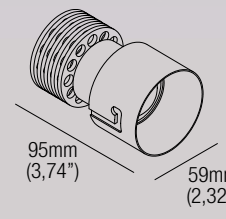


**Static White - 500mA Drivers**  
**CCPRO10A-500** (1) IP20  
Dimming: PHASE - 0-10V  
**CCPRO40A-500** (1..3) IP20  
Dimming: PHASE - 0-10V

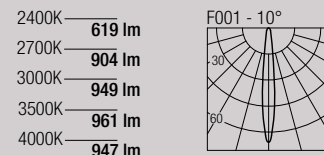
# NONE R10

design: Roberto Mantovani

IP20 Class 2 



**Trimless downlight**  
9W · 500mA (V, 18V)  
CRI98 · 2-Step MacAdam



Code Construction  
**NRW X X 9 1**

Beam angle 10°

24	27	30	35	40
2400K	2700K	3000K	3500K	4000K

1 5 C  
White Black Custom

**Accessories**

**AT064R01070**  
Airtight recessed housing for insulated ceiling

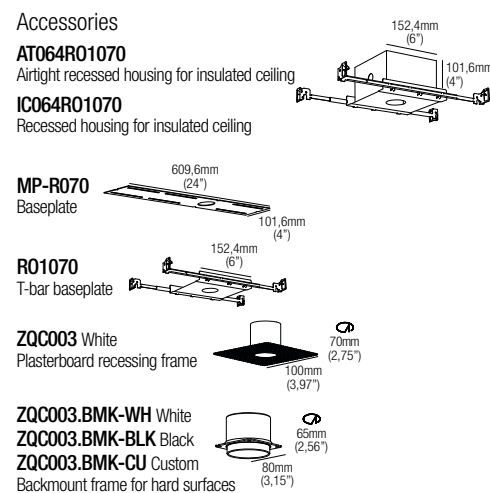
**IC064R01070**  
Recessed housing for insulated ceiling

**MP-R070**  
Baseplate

**RO1070**  
T-bar baseplate

**ZQC003 White**  
Plasterboard recessing frame

**ZQC003.BMK-WH White**  
**ZQC003.BMK-BLK Black**  
**ZQC003.BMK-CU Custom**  
Backmount frame for hard surfaces

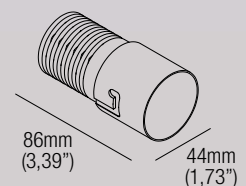



**Static White - 500mA Drivers**  
**CCPRO10A-500** (1) IP20  
Dimming: PHASE - 0-10V  
**CCPRO40A-500** (1..3) IP20  
Dimming: PHASE - 0-10V

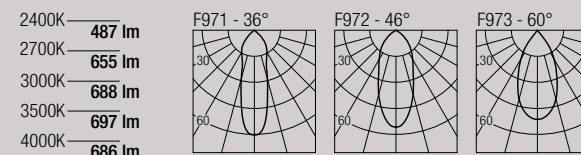
# HOLE

design: Roberto Mantovani

IP20 Class 2 



**Trimless downlight**  
7,5W · 24VDC · Parallel wiring  
CRI98 · 2-Step MacAdam



Code Construction  
**HH X X 9 X**

Beam angle 36°, 46°, 60°

24	27	30	35	40
2400K	2700K	3000K	3500K	4000K

1 5 C  
White Black Custom

**Accessories**

**AT064R01055**  
Airtight recessed housing for insulated ceiling

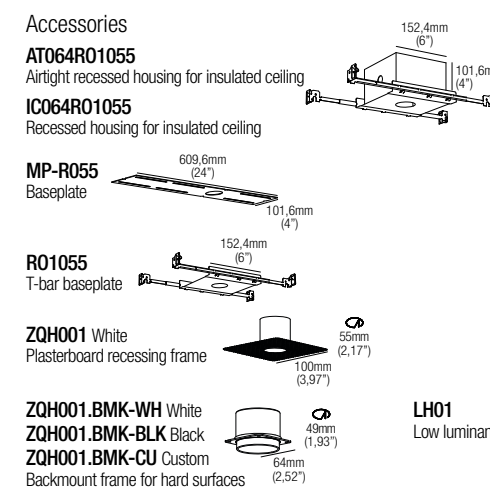
**IC064R01055**  
Recessed housing for insulated ceiling

**MP-R055**  
Baseplate

**RO1055**  
T-bar baseplate

**ZQH001 White**  
Plasterboard recessing frame

**ZQH001.BMK-WH White**  
**ZQH001.BMK-BLK Black**  
**ZQH001.BMK-CU Custom**  
Backmount frame for hard surfaces



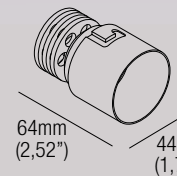

**24 VDC Drivers**  
**DLM.30** (1..3) IP20  
Dimming: PHASE - 0-10V  
**DLM.60** (1..7) IP20  
Dimming: PHASE - 0-10V  
**DLM.100** (1..12) IP20  
Dimming: PHASE - 0-10V

**LH01**  
Low luminance hex louvre 

# ZOE 6

design: Rod&Todd

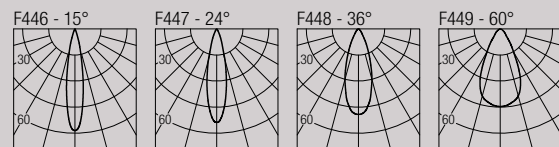
IP20 Class 2  JA8



**Trimless downlight**

Static White: 4,5W · 500mA (V<sub>i</sub> 9V) · Series wiring  
 Dim to Warm: 4,5W · 250mA (V<sub>i</sub> 18V) · Series wiring  
 CRI98 · 2-Step MacAdam

2400K	434 lm	3500K	586 lm
2700K	553 lm	4000K	579 lm
3000K	579 lm	DW	383 lm



**Code Construction**

**ZE6 X X X**

N	S	M	W	DW
15°	24°	36°	60°	
24	27	30	35	40
2400K	2700K	3000K	3500K	4000K
1	5	C		
White	Black	Custom		

**Accessories**


- AT064R01055**  
Airtight recessed housing for insulated ceiling
- IC064R01055**  
Recessed housing for insulated ceiling
- MP-R055**  
Baseplate
- RO1055**  
T-bar baseplate
- ZQH001** White  
Plasterboard recessing frame
- ZQH001.BMK-WH** White  
**ZQH001.BMK-BLK** Black  
**ZQH001.BMK-CU** Custom  
Backmount frame for hard surfaces

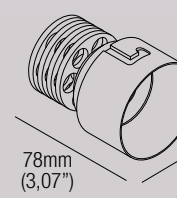
**Static White - 500mA Drivers**

- CCPRO10A-500** (1..2) IP20  
Dimming: PHASE - 0-10V
- CCPRO40A-500** (1..6) IP20  
Dimming: PHASE - 0-10V
- Dim to Warm - 250mA Drivers**
- CCPRO10A-250-DW** (1..2) IP20  
Dimming: PHASE - 0-10V
- CCPRO40A-250-DW** (1..3) IP20  
Dimming: PHASE - 0-10V

# ZOE 10

design: Rod&Todd

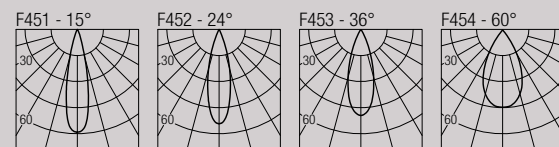
IP20 Class 2  JA8



**Trimless downlight**

Static White: 9W · 500mA (V<sub>i</sub> 18V) · Series wiring  
 Dim to Warm: 7,2W · 400mA (V<sub>i</sub> 18V) · Series wiring  
 Tunable White: 9W · 500mA (V<sub>i</sub> 18V) · Series wiring  
 CRI98 · 2-Step MacAdam

2400K	770 lm	4000K	1178 lm
2700K	1125 lm	DW	667 lm
3000K	1180 lm	TW	875 lm
3500K	1195 lm		



**Code Construction**

**ZE1 X X 9 X**

N	S	M	W	DW	TW
15°	24°	36°	60°		
24	27	30	35	40	
2400K	2700K	3000K	3500K	4000K	
1	5	C			
White	Black	Custom			

**Accessories**

- AT064R01070**  
Airtight recessed housing for insulated ceiling
- IC064R01070**  
Recessed housing for insulated ceiling
- MP-R070**  
Baseplate
- RO1070**  
T-bar baseplate
- ZQC003** White  
Plasterboard recessing frame
- ZQC003.BMK-WH** White  
**ZQC003.BMK-BLK** Black  
**ZQC003.BMK-CU** Custom  
Backmount frame for hard surfaces

**Static White - 500mA Drivers**

- CCPRO10A-500** (1) IP20  
Dimming: PHASE - 0-10V
- CCPRO40A-500** (1..3) IP20  
Dimming: PHASE - 0-10V
- Dim to Warm - 400mA Drivers**
- CCPRO10A-400** (1) IP20  
Dimming: PHASE - 0-10V
- CCPRO40A-400** (1..3) IP20  
Dimming: PHASE - 0-10V

**Tunable White - 500mA Drivers**

- DL0561S1** (1..3) IP20  
Dimming: 0-10V

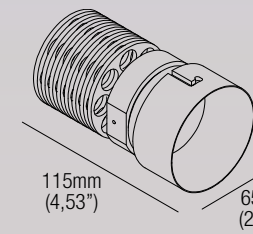




# ZOE 20

design: Rod&Todd

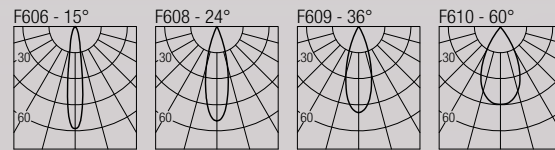
IP20 Class 2 



**Trimless downlight**

18W · 500mA (V, 36V)  
CRI98 · 2-Step MacAdam

2700K	2165 lm
3000K	2279 lm
3500K	2498 lm
4000K	2423 lm



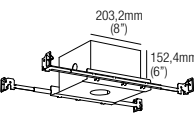
**Code Construction**

Z	E	X	X	X
27	30	35	40	
2700K	3000K	3500K	4000K	
N	S	M	W	
15°	24°	36°	60°	
1	5	C		
White	Black	Custom		

**Accessories**

**AT086R02075**

Airtight recessed housing for insulated ceiling



**IC086R02075**

Recessed housing for insulated ceiling

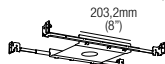
**MP-R075**

Baseplate



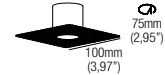
**R02075**

T-bar baseplate



**ZQSU002 White**

Plasterboard recessing frame



**ZQSU002.BMK-WH White**


ZQSU002.BMK-BLK Black

ZQSU002.BMK-CU Custom

Backmount frame for hard surfaces



**LH06**

Low luminance hex louvre 


**500mA Drivers**


**CCPRO40A-500** (1) IP20  
Dimming: PHASE - 0-10V



# MOON Q10

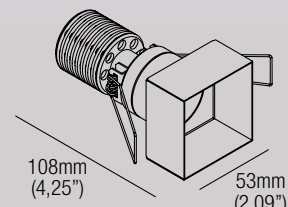
design: Lapo Grassellini

IP20 Class 2  JA8

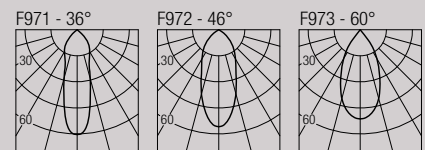


**Trimless downlight**

Static White: 9W · 500mA (V<sub>i</sub> 18V) · Series wiring  
 Dim to Warm: 7,2W · 400mA (V<sub>i</sub> 18V) · Series wiring  
 Tunable White: 9W · 500mA (V<sub>i</sub> 18V) · Series wiring  
 CRI98 · 2-Step MacAdam



2400K	728 lm	4000K	1114 lm
2700K	1064 lm	DW	630 lm
3000K	1116 lm	TW	828 lm
3500K	1130 lm		



**Code Construction**

**MQ1 X X 9 X**

S	M	W				
36°	46°	60°				
24	27	30	35	40	DW	TW
2400K	2700K	3000K	3500K	4000K	Dim to Warm	Tunable White
1	5	C				
White	Black	Custom				

**Accessories**

- AT086Q02058**  
Airtight recessed housing for insulated ceiling
- IC086Q02058**  
Recessed housing for insulated ceiling
- MP-Q058**  
Baseplate
- Q02058**  
T-bar baseplate
- MQC002** White  
Plasterboard recessing frame
- MQC002.BMK-WH** White  
**MQC002.BMK-BLK** Black  
**MQC002.BMK-CU** Custom  
Backmount frame for hard surfaces
- L0H2** (White) - **L0H2B** (Black)  
Low luminance hex louvre

**Static White - 500mA Drivers**

- CCPR010A-500** (1) IP20  
Dimming: PHASE - 0-10V
- CCPR040A-500** (1..3) IP20  
Dimming: PHASE - 0-10V

**Dim to Warm - 400mA Drivers**

- CCPR010A-400** (1) IP20  
Dimming: PHASE - 0-10V
- CCPR040A-400** (1..3) IP20  
Dimming: PHASE - 0-10V

**Tunable White - 500mA Drivers**

- DL0561S1** (1..3) IP20  
Dimming: 0-10V

# MOON QX120

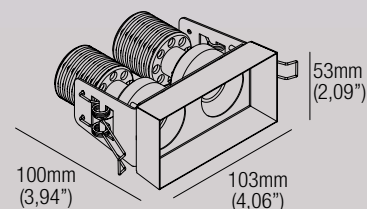
design: Lapo Grassellini

IP20 Class 2  JA8

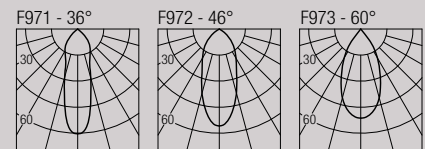


**Trimless downlight**

Static White: 2x9W · 500mA (V<sub>i</sub> 2x18V) · Series wiring  
 Dim to Warm: 2x7,2W · 400mA (V<sub>i</sub> 2x18V) · Series wiring  
 Tunable White: 2x9W · 500mA (V<sub>i</sub> 2x18V) · Series wiring  
 CRI98 · 2-Step MacAdam



2400K	1456 lm	4000K	2228 lm
2700K	2128 lm	DW	1260 lm
3000K	2232 lm	TW	1656 lm
3500K	2260 lm		



**Code Construction**

**MQX12 X X 9 X**

S	M	W				
36°	46°	60°				
24	27	30	35	40	DW	TW
2400K	2700K	3000K	3500K	4000K	Dim to Warm	Tunable White
1	5	C				
White	Black	Custom				

**Accessories**

- AT086X02108**  
Airtight recessed housing for insulated ceiling
- IC086X02108**  
Recessed housing for insulated ceiling
- MP-X108**  
Baseplate
- X02108**  
T-bar baseplate
- MQX12Q** White  
Plasterboard recessing frame
- MQX12Q.BMK-WH** White  
**MQX12Q.BMK-BLK** Black  
**MQX12Q.BMK-CU** Custom  
Backmount frame for hard surfaces
- 2xL0H2** (White) - **2xL0H2B** (Black)  
Low luminance hex louvre

**Static White - 500mA Drivers**

- (2x) CCPR010A-500** (1) IP20  
Dimming: PHASE - 0-10V
- CCPR040A-500** (1) IP20  
Dimming: PHASE - 0-10V

**Dim to Warm - 400mA Drivers**

- (2x) CCPR010A-400** (1) IP20  
Dimming: PHASE - 0-10V
- CCPR040A-400** (1) IP20  
Dimming: PHASE - 0-10V


**Tunable White - 500mA Drivers**

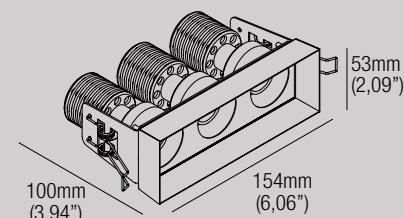
- DL0561S1** (1) IP20  
Dimming: 0-10V



# MOON QX130

design: Lapo Grassellini

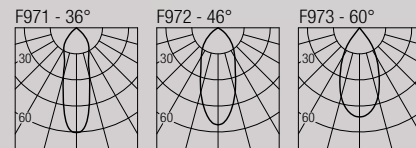
IP20 Class 2  JA8



### Trimless downlight

Static White: 3x9W · 500mA (V<sub>i</sub> 3x18V) · Series wiring  
 Dim to Warm: 3x7,2W · 400mA (V<sub>i</sub> 3x18V) · Series wiring  
 Tunable White: 3x9W · 500mA (V<sub>i</sub> 3x18V) · Series wiring  
 CRI98 · 2-Step MacAdam

2400K	2184 lm	4000K	3342 lm
2700K	3192 lm	DW	1890 lm
3000K	3348 lm	TW	2484 lm
3500K	3393 lm		



### Code Construction

**MQX13 X X 9 X**

S	M	W					
36°	46°	60°					
24	27	30	35	40	DW	TW	
2400K	2700K	3000K	3500K	4000K	Dim to Warm	Tunable White	
1	5	C					
White	Black	Custom					

### Accessories

- AT127X03161**  
Airtight recessed housing for insulated ceiling
- IC127X03161**  
Recessed housing for insulated ceiling
- MP-X161**  
Baseplate
- X03161**  
T-bar baseplate
- MQX13Q White**  
Plasterboard recessing frame
- MQX13Q.BMK-WH White**  
**MQX13Q.BMK-BLK Black**  
**MQX13Q.BMK-CU Custom**  
Backmount frame for hard surfaces
- 3xL0H2 (White) - 3xL0H2B (Black)**  
Low luminance hex louvre

### Static White - 500mA Drivers


- (3x) CCPR010A-500 (1) IP20**  
Dimming: PHASE - 0-10V
- CCPR040A-500 (1) IP20**  
Dimming: PHASE - 0-10V
- Dim to Warm - 400mA Drivers**
- (3x) CCPR010A-400 (1) IP20**  
Dimming: PHASE - 0-10V
- CCPR040A-400 (1) IP20**  
Dimming: PHASE - 0-10V

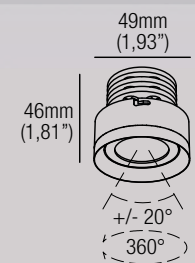
### Tunable White - 500mA Drivers

- DL0561S1 (1) IP20**  
Dimming: 0-10V

# SEXUS 6

design: Rod&Todd

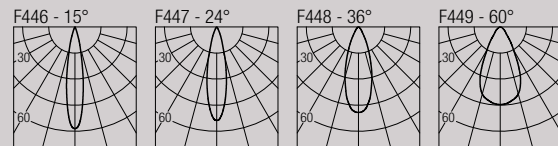
IP20 Class 2  JA8



### Trimless & adjustable downlight

Static White: 4,5W · 500mA (V<sub>i</sub> 9V) · Series wiring  
 Dim to Warm: 4,5W · 250mA (V<sub>i</sub> 18V) · Series wiring  
 CRI98 · 2-Step MacAdam

2400K	434 lm	3500K	586 lm
2700K	553 lm	4000K	579 lm
3000K	579 lm	DW	383 lm



### Code Construction

**SEX6 X X X**

N	S	M	W			
15°	24°	36°	60°			
24	27	30	35	40	DW	
2400K	2700K	3000K	3500K	4000K	Dim to Warm	
1	5	C				
White	Black	Custom				

### Accessories

- AT064R01060**  
Airtight recessed housing for insulated ceiling
- IC064R01060**  
Recessed housing for insulated ceiling
- MP-R060**  
Baseplate
- R01060**  
T-bar baseplate
- ZQS001 White**  
Plasterboard recessing frame
- ZQS001.BMK-WH White**  
**ZQS001.BMK-BLK Black**  
**ZQS001.BMK-CU Custom**  
Backmount frame for hard surfaces
- LH03**  
Low luminance hex louvre

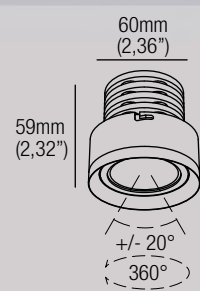
### Static White - 500mA Drivers

- CCPR010A-500 (1..2) IP20**  
Dimming: PHASE - 0-10V
- CCPR040A-500 (1..6) IP20**  
Dimming: PHASE - 0-10V
- Dim to Warm - 250mA Drivers**
- CCPR010A-250-DW (1..2) IP20**  
Dimming: PHASE - 0-10V
- CCPR040A-250-DW (1..3) IP20**  
Dimming: PHASE - 0-10V

# SEXUS 10

design: Rod&Todd

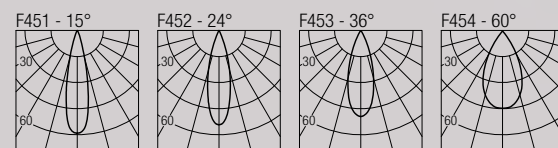
IP20 Class 2  JA8



### Trimless & adjustable downlight

Static White: 9W · 500mA (V<sub>i</sub> 18V) · Series wiring  
 Dim to Warm: 7,2W · 400mA (V<sub>i</sub> 18V) · Series wiring  
 Tunable White: 9W · 500mA (V<sub>i</sub> 18V) · Series wiring  
 CRI98 · 2-Step MacAdam

2400K	770 lm	4000K	1178 lm
2700K	1125 lm	DW	667 lm
3000K	1180 lm	TW	875 lm
3500K	1195 lm		



### Code Construction

**SEX1 X X 9 X**

N	S	M	W			
15°	24°	36°	60°			
24	27	30	35	40	DW	TW
2400K	2700K	3000K	3500K	4000K	Dim to Warm	Tunable White
1	5	C				
White	Black	Custom				

### Accessories

- AT064R01070**  
Airtight recessed housing for insulated ceiling
- IC064R01070**  
Recessed housing for insulated ceiling
- MP-R070**  
Baseplate
- R01070**  
T-bar baseplate
- ZQS002 White**  
Plasterboard recessing frame
- ZQS002.BMK-WH White**  
**ZQS002.BMK-BLK Black**  
**ZQS002.BMK-CU Custom**  
Backmount frame for hard surfaces
- LH04**  
Low luminance hex louvre

### Static White - 500mA Drivers


- CCPR010A-500 (1) IP20**  
Dimming: PHASE - 0-10V
- CCPR040A-500 (1..3) IP20**  
Dimming: PHASE - 0-10V
- Dim to Warm - 400mA Drivers**
- CCPR010A-400 (1) IP20**  
Dimming: PHASE - 0-10V
- CCPR040A-400 (1..3) IP20**  
Dimming: PHASE - 0-10V

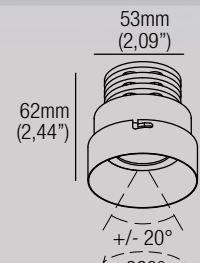
### Tunable White - 500mA Drivers

- DL0561S1 (1..3) IP20**  
Dimming: 0-10V

# SEXUS 6 UGR

design: Rod&Todd

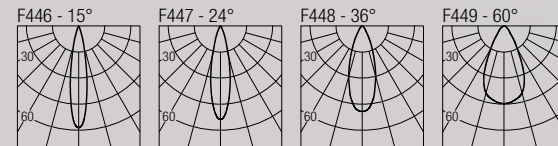
IP20 Class 2  JA8



### Trimless & adjustable downlight

Static White: 4,5W · 500mA (V<sub>i</sub> 9V) · Series wiring  
 Dim to Warm: 4,5W · 250mA (V<sub>i</sub> 18V) · Series wiring  
 CRI98 · 2-Step MacAdam

2400K	434 lm	3500K	586 lm
2700K	553 lm	4000K	579 lm
3000K	579 lm	DW	383 lm



### Code Construction

**SEXU6 X X X**

N	S	M	W		
15°	24°	36°	60°		
24	27	30	35	40	DW
2400K	2700K	3000K	3500K	4000K	Dim to Warm
1	5	C			
White	Black	Custom			

### Accessories


- AT064R01065**  
Airtight recessed housing for insulated ceiling
- IC064R01065**  
Recessed housing for insulated ceiling
- MP-R065**  
Baseplate
- R01065**  
T-bar baseplate
- ZQS001 White**  
Plasterboard recessing frame
- ZQS001.BMK-WH White**  
**ZQS001.BMK-BLK Black**  
**ZQS001.BMK-CU Custom**  
Backmount frame for hard surfaces
- LH03**  
Low luminance hex louvre

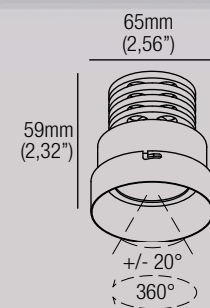
### Static White - 500mA Drivers

- CCPR010A-500 (1..2) IP20**  
Dimming: PHASE - 0-10V
- CCPR040A-500 (1..6) IP20**  
Dimming: PHASE - 0-10V
- Dim to Warm - 250mA Drivers**
- CCPR010A-250-DW (1..2) IP20**  
Dimming: PHASE - 0-10V
- CCPR040A-250-DW (1..3) IP20**  
Dimming: PHASE - 0-10V

# SEXUS 10 UGR

design: Rod&Todd

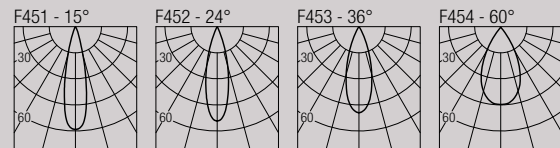
IP20 Class 2  JA8



**Trimless & adjustable downlight**

Static White: 9W · 500mA (V, 18V) · Series wiring  
 Dim to Warm: 7,2W · 400mA (V, 18V) · Series wiring  
 Tunable White: 9W · 500mA (V, 18V) · Series wiring  
 CRI98 · 2-Step MacAdam

2400K	770 lm	4000K	1178 lm
2700K	1125 lm	DW	667 lm
3000K	1180 lm	TW	875 lm
3500K	1195 lm		



Code Construction

**SXU1 X X 9 X**

N	S	M	W	DW	TW
15°	24°	36°	60°	Dim to Warm	Tunable White
24	27	30	35	40	
2400K	2700K	3000K	3500K	4000K	
1	5	C			
White	Black	Custom			

Accessories

- AT064R01075**  
Airtight recessed housing for insulated ceiling
- IC064R01075**  
Recessed housing for insulated ceiling
- MP-R075**  
Baseplate
- R01075**  
T-bar baseplate
- ZQSU002** White  
Plasterboard recessing frame
- ZQSU002.BMK-WH** White  
**ZQSU002.BMK-BLK** Black  
**ZQSU002.BMK-CU** Custom  
Backmount frame for hard surfaces
- LH04**  
Low luminance hex louvre

Static White - 500mA Drivers

- CCPRO10A-500** (1) IP20  
Dimming: PHASE - 0-10V
- CCPRO40A-500** (1..3) IP20  
Dimming: PHASE - 0-10V

Dim to Warm - 400mA Drivers

- CCPRO10A-400** (1) IP20  
Dimming: PHASE - 0-10V
- CCPRO40A-400** (1..3) IP20  
Dimming: PHASE - 0-10V

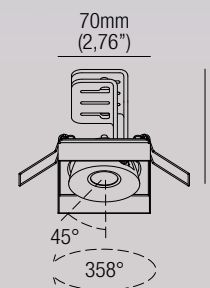
Tunable White - 500mA Drivers

- DL0561S1** (1..3) IP20  
Dimming: 0-10V

# MILO 10

design: Lapo Grassellini

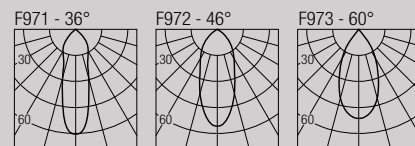
IP20 Class 2  JA8



**Trimless & adjustable downlight**

Static White: 9W · 500mA (V, 18V) · Series wiring  
 Dim to Warm: 7,2W · 400mA (V, 18V) · Series wiring  
 Tunable White: 9W · 500mA (V, 18V) · Series wiring  
 CRI98 · 2-Step MacAdam

2400K	728 lm	4000K	1114 lm
2700K	1064 lm	DW	630 lm
3000K	1116 lm	TW	828 lm
3500K	1130 lm		



Code Construction

**ML1 X X 9 X**

S	M	W	DW	TW
36°	46°	60°	Dim to Warm	Tunable White
24	27	30	35	40
2400K	2700K	3000K	3500K	4000K
1	5	C		
White	Black	Custom		

Accessories

- AT064Q01077**  
Airtight recessed housing for insulated ceiling
- IC064Q01077**  
Recessed housing for insulated ceiling
- MP-Q077**  
Baseplate
- Q01077**  
T-bar baseplate
- MLX11Q** White  
Plasterboard recessing frame
- MLX11Q.BMK-WH** White  
**MLX11Q.BMK-BLK** Black  
**MLX11Q.BMK-CU** Custom  
Backmount frame for hard surfaces
- LH01**  
Low luminance hex louvre

Static White - 500mA Drivers

- CCPRO10A-500** (1) IP20  
Dimming: PHASE - 0-10V
- CCPRO40A-500** (1..3) IP20  
Dimming: PHASE - 0-10V

Dim to Warm - 400mA Drivers

- CCPRO10A-400** (1) IP20  
Dimming: PHASE - 0-10V
- CCPRO40A-400** (1..3) IP20  
Dimming: PHASE - 0-10V

Tunable White - 500mA Drivers

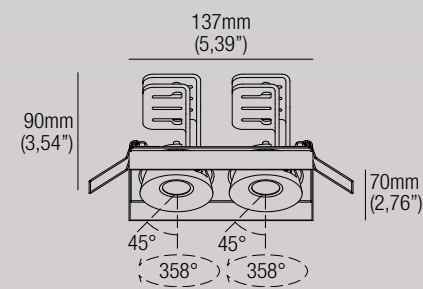
- DL0561S1** (1..3) IP20  
Dimming: 0-10V



# MILO X120

design: Lapo Grassellini

IP20 Class 2  JA8

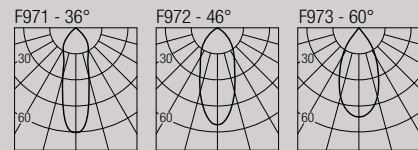


### Trimless & adjustable downlight

Static White: 2x9W · 500mA (V<sub>i</sub> 2x18V) · Series wiring  
 Dim to Warm: 2x7,2W · 400mA (V<sub>i</sub> 2x18V) · Series wiring  
 Tunable White: 2x9W · 500mA (V<sub>i</sub> 2x18V) · Series wiring  
 CRI98 · 2-Step MacAdam

2400K	1456 lm
2700K	2128 lm
3000K	2232 lm
3500K	2260 lm

4000K	2228 lm
DW	1260 lm
TW	1656 lm



### Code Construction

**MLX12 X X 9 X**

S	M	W				
36°	46°	60°				
24	27	30	35	40	DW	TW
2400K	2700K	3000K	3500K	4000K	Dim to Warm	Tunable White
1	5	C				
White	Black	Custom				

### Accessories

**AT086X02144**  
Airtight recessed housing for insulated ceiling

**IC086X02144**  
Recessed housing for insulated ceiling

**MP-X144**  
Baseplate

**X02144**  
T-bar baseplate

**MLX12Q** White  
Plasterboard recessing frame

**MLX12Q.BMK-WH** White  
**MLX12Q.BMK-BLK** Black  
**MLX12Q.BMK-CU** Custom  
 Backmount frame for hard surfaces

**2xLH01**  
Low luminance hex louvre

### Static White - 500mA Drivers

**(2x) CCPR010A-500** (1) IP20  
Dimming: PHASE - 0-10V

**CCPR040A-500** (1) IP20  
Dimming: PHASE - 0-10V

### Dim to Warm - 400mA Drivers

**(2x) CCPR010A-400** (1) IP20  
Dimming: PHASE - 0-10V


**CCPR040A-400** (1) IP20  
Dimming: PHASE - 0-10V

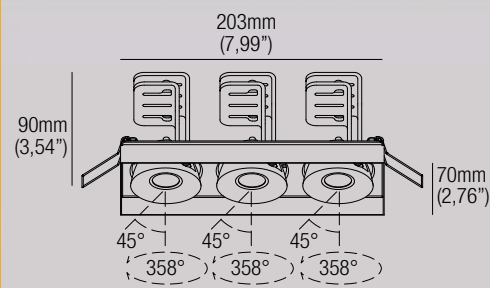
### Tunable White - 500mA Drivers

**DL0561S1** (1) IP20  
Dimming: 0-10V

# MILO X130

design: Lapo Grassellini

IP20 Class 2  JA8

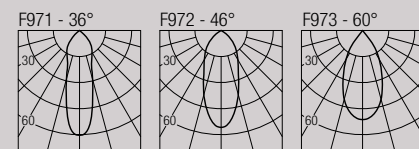


### Trimless & adjustable downlight

Static White: 3x9W · 500mA (V<sub>i</sub> 3x18V) · Series wiring  
 Dim to Warm: 3x7,2W · 400mA (V<sub>i</sub> 3x18V) · Series wiring  
 Tunable White: 3x9W · 500mA (V<sub>i</sub> 3x18V) · Series wiring  
 CRI98 · 2-Step MacAdam

2400K	2184 lm
2700K	3192 lm
3000K	3348 lm
3500K	3393 lm

4000K	3342 lm
DW	1890 lm
TW	2484 lm



### Code Construction

**MLX13 X X 9 X**

S	M	W				
36°	46°	60°				
24	27	30	35	40	DW	TW
2400K	2700K	3000K	3500K	4000K	Dim to Warm	Tunable White
1	5	C				
White	Black	Custom				

### Accessories

**AT127X03211**  
Airtight recessed housing for insulated ceiling

**IC127X03211**  
Recessed housing for insulated ceiling

**MP-X211**  
Baseplate

**X03211**  
T-bar baseplate

**MLX13Q** White  
Plasterboard recessing frame

**MLX13Q.BMK-WH** White  
**MLX13Q.BMK-BLK** Black  
**MLX13Q.BMK-CU** Custom  
 Backmount frame for hard surfaces

**3xLH01**  
Low luminance hex louvre

### Static White - 500mA Drivers

**(3x) CCPR010A-500** (1) IP20  
Dimming: PHASE - 0-10V

**CCPR040A-500** (1) IP20  
Dimming: PHASE - 0-10V


### Dim to Warm - 400mA Drivers

**(3x) CCPR010A-400** (1) IP20  
Dimming: PHASE - 0-10V

**CCPR040A-400** (1) IP20  
Dimming: PHASE - 0-10V

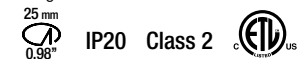
### Tunable White - 500mA Drivers

**DL0561S1** (1) IP20  
Dimming: 0-10V



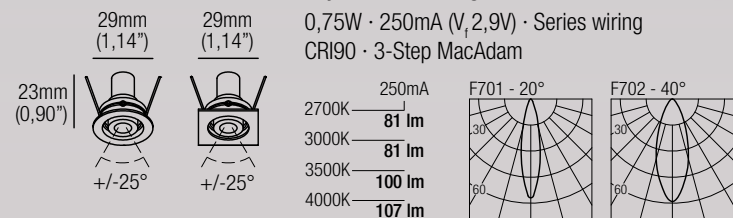
# ANDREW

design: Andrea Chiamonti

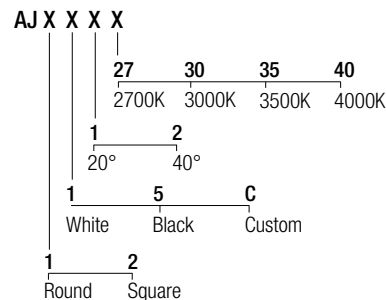


**Adjustable downlight**

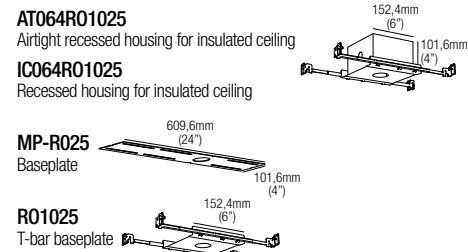
0,75W · 250mA (V, 2,9V) · Series wiring  
CRI90 · 3-Step MacAdam



**Code Construction**



**Accessories**



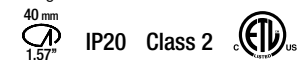
**250mA Drivers**

**CCPR010A-250** (1..12) IP20  
Dimming: PHASE - 0-10V

**CCPR040A-250** (1..18) IP20  
Dimming: PHASE - 0-10V

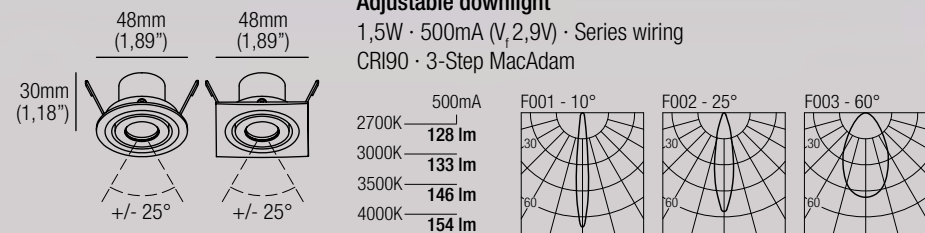
# DAHLIA

design: Roberto Mantovani

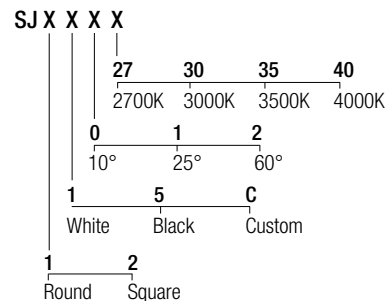


**Adjustable downlight**

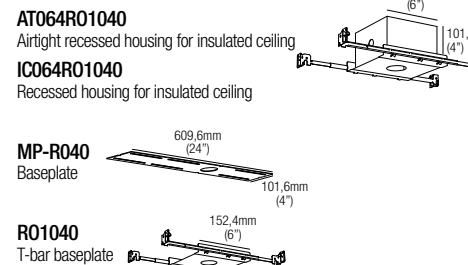
1,5W · 500mA (V, 2,9V) · Series wiring  
CRI90 · 3-Step MacAdam



**Code Construction**



**Accessories**



**500mA Drivers**

**CCPR010A-500** (1..6) IP20  
Dimming: PHASE - 0-10V

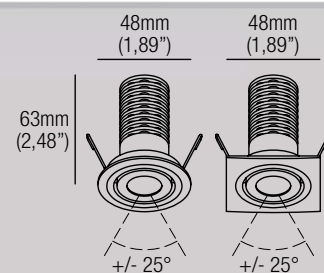
**CCPR040A-500** (1..18) IP20  
Dimming: PHASE - 0-10V



# ADAN

design: Roberto Mantovani

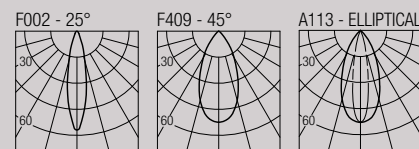
40 mm  
1,57" IP20 Class 2  JA8



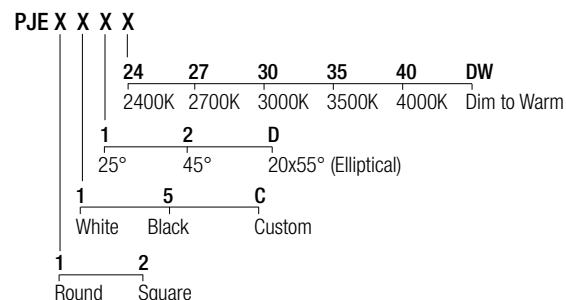
### Adjustable downlight

Static White: 4,5W · 500mA (V,9V) · Series wiring  
Dim to Warm: 4,5W · 250mA (V,18V) · Series wiring  
CRI98 · 2-Step MacAdam

2400K	406 lm	3500K	548 lm
2700K	517 lm	4000K	541 lm
3000K	541 lm	DW	358 lm



### Code Construction



### Accessories

- AT064R01040**  
Airtight recessed housing for insulated ceiling
- IC064R01040**  
Recessed housing for insulated ceiling
- MP-R040**  
Baseplate
- R01040**  
T-bar baseplate
- LH01**  
Low luminance hex louvre

### Static White - 500mA Drivers

- CCPRO10A-500** (1..2) IP20  
Dimming: PHASE - 0-10V
- CCPRO40A-500** (1..6) IP20  
Dimming: PHASE - 0-10V

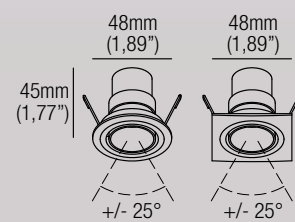
### Dim to Warm - 250mA Drivers

- CCPRO10A-250-DW** (1..2) IP20  
Dimming: PHASE - 0-10V
- CCPRO40A-250-DW** (1..3) IP20  
Dimming: PHASE - 0-10V

# JOEL 2

design: Roberto Mantovani

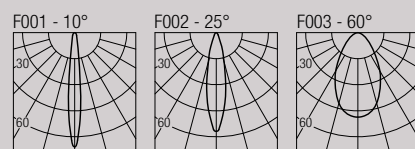
40 mm  
1,57" IP20 Class 2 



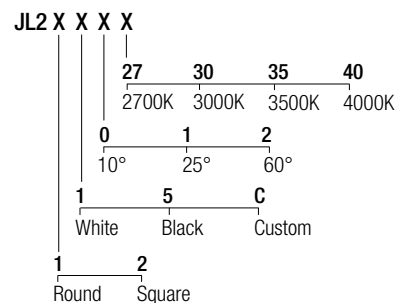
### Adjustable downlight

1,5W · 500mA (V,2,9V) · Series wiring  
CRI90 · 3-Step MacAdam

2700K	128 lm	3000K	133 lm	3500K	146 lm	4000K	154 lm
-------	--------	-------	--------	-------	--------	-------	--------



### Code Construction



### Accessories

- AT064R01040**  
Airtight recessed housing for insulated ceiling
- IC064R01040**  
Recessed housing for insulated ceiling
- MP-R040**  
Baseplate
- R01040**  
T-bar baseplate


### 500mA Drivers

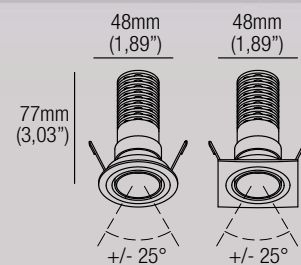
- CCPRO10A-500** (1..6) IP20  
Dimming: PHASE - 0-10V
- CCPRO40A-500** (1..18) IP20  
Dimming: PHASE - 0-10V



# JOEL 6

design: Roberto Mantovani


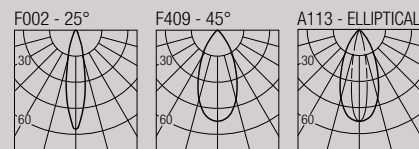
40 mm  
1,57" IP20 Class 2  JA8



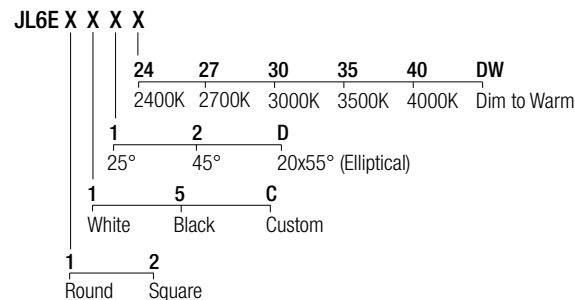
### Adjustable downlight

Static White: 4,5W · 500mA (V<sub>i</sub> 9V) · Series wiring  
Dim to Warm: 4,5W · 250mA (V<sub>i</sub> 18V) · Series wiring  
CRI98 · 2-Step MacAdam

2400K	406 lm	3500K	548 lm
2700K	517 lm	4000K	541 lm
3000K	541 lm	DW	358 lm



### Code Construction



### Accessories

- AT064R01040**  
Airtight recessed housing for insulated ceiling
- IC064R01040**  
Recessed housing for insulated ceiling
- MP-R040**  
Baseplate
- R01040**  
T-bar baseplate
- LH01**  
Low luminance hex louvre

### Static White - 500mA Drivers


- CCPRO10A-500** (1..2) IP20  
Dimming: PHASE - 0-10V
- CCPRO40A-500** (1..6) IP20  
Dimming: PHASE - 0-10V

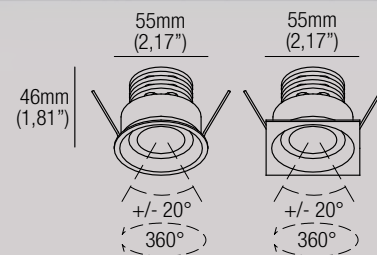
### Dim to Warm - 250mA Drivers

- CCPRO10A-250-DW** (1..2) IP20  
Dimming: PHASE - 0-10V
- CCPRO40A-250-DW** (1..3) IP20  
Dimming: PHASE - 0-10V

# PLEXUS 6

design: Rod&Todd

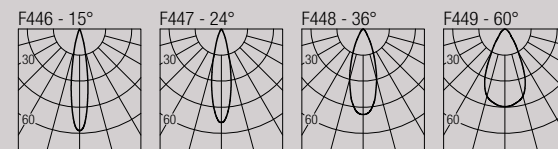
50 mm  
1,97" IP20 Class 2  JA8



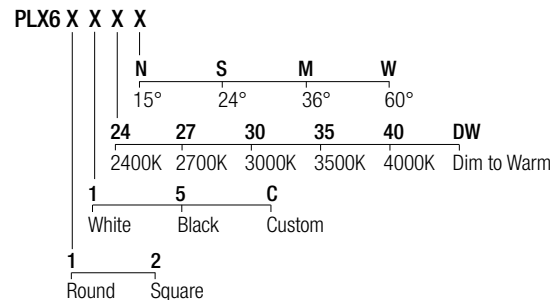
### Adjustable downlight

Static White: 4,5W · 500mA (V<sub>i</sub> 9V) · Series wiring  
Dim to Warm: 4,5W · 250mA (V<sub>i</sub> 18V) · Series wiring  
CRI98 · 2-Step MacAdam

2400K	434 lm	3500K	586 lm
2700K	553 lm	4000K	579 lm
3000K	579 lm	DW	383 lm



### Code Construction



### Accessories

- AT064R01051**  
Airtight recessed housing for insulated ceiling
- IC064R01051**  
Recessed housing for insulated ceiling
- MP-R051**  
Baseplate
- R01051**  
T-bar baseplate
- LH03**  
Low luminance hex louvre

### Static White - 500mA Drivers

- CCPRO10A-500** (1..2) IP20  
Dimming: PHASE - 0-10V
- CCPRO40A-500** (1..6) IP20  
Dimming: PHASE - 0-10V

### Dim to Warm - 250mA Drivers

- CCPRO10A-250-DW** (1..2) IP20  
Dimming: PHASE - 0-10V
- CCPRO40A-250-DW** (1..3) IP20  
Dimming: PHASE - 0-10V

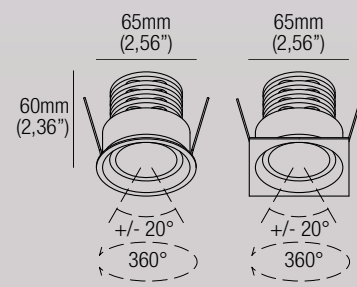




# PLEXUS 10

design: Rod&Todd

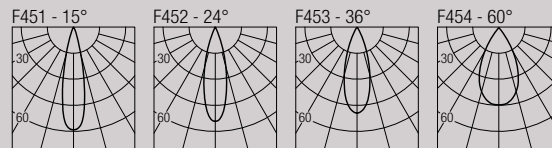
60mm  
2,36" IP20 Class 2  JA8



## Adjustable downlight

Static White: 9W · 500mA (V<sub>i</sub> 18V) · Series wiring  
Dim to Warm: 7,2W · 400mA (V<sub>i</sub> 18V) · Series wiring  
Tunable White: 9W · 500mA (V<sub>i</sub> 18V) · Series wiring  
CRI98 · 2-Step MacAdam

2400K	770 lm	4000K	1178 lm
2700K	1125 lm	DW	667 lm
3000K	1180 lm	TW	875 lm
3500K	1195 lm		



## Code Construction

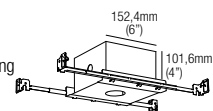
PLX1 X X X X

N	S	M	W		
15°	24°	36°	60°		
24	27	30	35	40	DW TW
2400K	2700K	3000K	3500K	4000K	Dim to Warm Tunable White
1	5	C			
White	Black	Custom			
1	2				
Round	Square				

## Accessories

**AT064R01060**  
Airtight recessed housing for insulated ceiling

**IC064R01060**  
Recessed housing for insulated ceiling



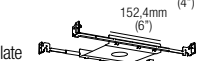
## MP-R060

Baseplate




## R01060

T-bar baseplate



## LH04

Low luminance hex louvre 

## Static White - 500mA Drivers

**CCPR010A-500** (1) IP20  
Dimming: PHASE - 0-10V

**CCPR040A-500** (1..3) IP20  
Dimming: PHASE - 0-10V

## Dim to Warm - 400mA Drivers

**CCPR010A-400** (1) IP20  
Dimming: PHASE - 0-10V

**CCPR040A-400** (1..3) IP20  
Dimming: PHASE - 0-10V

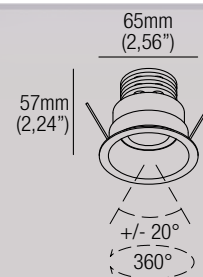
## Tunable White - 500mA Drivers

**DL0561S1** (1..3) IP20  
Dimming: 0-10V

# PLEXUS 6 UGR

design: Rod&Todd

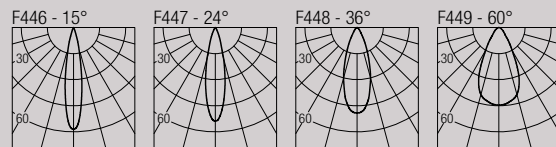
55mm  
2,17" IP20 Class 2  JA8



## Adjustable downlight

Static White: 4,5W · 500mA (V<sub>i</sub> 9V) · Series wiring  
Dim to Warm: 4,5W · 250mA (V<sub>i</sub> 18V) · Series wiring  
CRI98 · 2-Step MacAdam

2400K	434 lm	3500K	586 lm
2700K	553 lm	4000K	579 lm
3000K	579 lm	DW	383 lm



## Code Construction

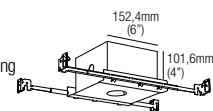
PLXU6 X X X X

N	S	M	W		
15°	24°	36°	60°		
24	27	30	35	40	DW
2400K	2700K	3000K	3500K	4000K	Dim to Warm
1	5	C			
White	Black	Custom			

## Accessories

**AT064R01055**  
Airtight recessed housing for insulated ceiling

**IC064R01055**  
Recessed housing for insulated ceiling



## MP-R055

Baseplate



## R01055

T-bar baseplate



## LH03

Low luminance hex louvre 

## Static White - 500mA Drivers

**CCPR010A-500** (1..2) IP20  
Dimming: PHASE - 0-10V

**CCPR040A-500** (1..6) IP20  
Dimming: PHASE - 0-10V

## Dim to Warm - 250mA Drivers

**CCPR010A-250-DW** (1..2) IP20  
Dimming: PHASE - 0-10V

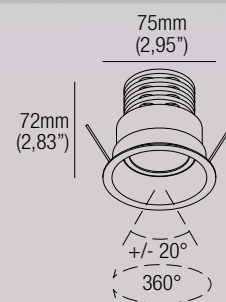
**CCPR040A-250-DW** (1..3) IP20  
Dimming: PHASE - 0-10V



# PLEXUS 10 UGR

design: Rod&Todd

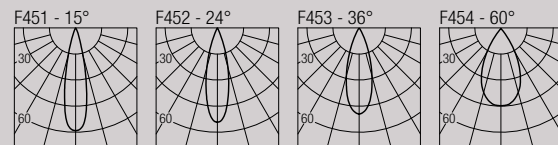
65 mm  
2,56" IP20 Class 2  JA8



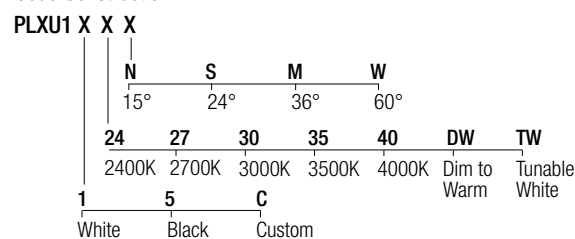
### Adjustable downlight

Static White: 9W · 500mA (V<sub>i</sub> 18V) · Series wiring  
Dim to Warm: 7,2W · 400mA (V<sub>i</sub> 18V) · Series wiring  
Tunable White: 9W · 500mA (V<sub>i</sub> 18V) · Series wiring  
CRI98 · 2-Step MacAdam

2400K	770 lm	4000K	1178 lm
2700K	1125 lm	DW	667 lm
3000K	1180 lm	TW	875 lm
3500K	1195 lm		



### Code Construction



### Accessories

- AT064R01065**  
Airtight recessed housing for insulated ceiling
- IC064R01065**  
Recessed housing for insulated ceiling
- MP-R065**  
Baseplate
- R01065**  
T-bar baseplate
- LH04**  
Low luminance hex louvre

### Static White - 500mA Drivers

- CCPRO10A-500** (1) IP20  
Dimming: PHASE - 0-10V
- CCPRO40A-500** (1..3) IP20  
Dimming: PHASE - 0-10V

### Dim to Warm - 400mA Drivers


- CCPRO10A-400** (1) IP20  
Dimming: PHASE - 0-10V
- CCPRO40A-400** (1..3) IP20  
Dimming: PHASE - 0-10V

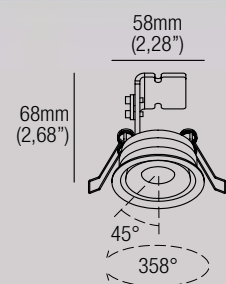
### Tunable White - 500mA Drivers

- DL0561S1** (1..3) IP20  
Dimming: 0-10V

# MINE 6

design: Lapo Grassellini

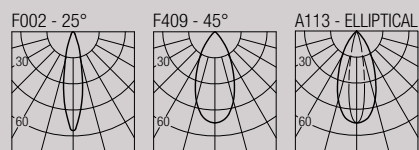
50 mm  
1,97" IP20 Class 2  JA8



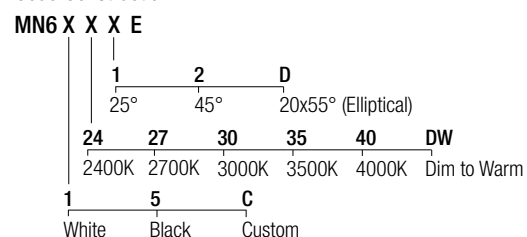
### Adjustable downlight

Static White: 4,5W · 500mA (V<sub>i</sub> 9V) · Series wiring  
Dim to Warm: 4,5W · 250mA (V<sub>i</sub> 18V) · Series wiring  
CRI98 · 2-Step MacAdam

2400K	406 lm	3500K	548 lm
2700K	517 lm	4000K	541 lm
3000K	541 lm	DW	358 lm



### Code Construction



### Accessories

- AT064R01051**  
Airtight recessed housing for insulated ceiling
- IC064R01051**  
Recessed housing for insulated ceiling
- MP-R051**  
Baseplate
- R01051**  
T-bar baseplate
- LH01**  
Low luminance hex louvre

### Static White - 500mA Drivers

- CCPRO10A-500** (1..2) IP20  
Dimming: PHASE - 0-10V
- CCPRO40A-500** (1..6) IP20  
Dimming: PHASE - 0-10V


### Dim to Warm - 250mA Drivers

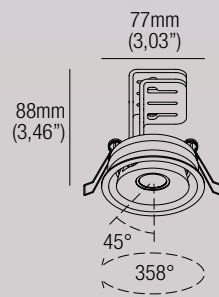
- CCPRO10A-250-DW** (1..2) IP20  
Dimming: PHASE - 0-10V
- CCPRO40A-250-DW** (1..3) IP20  
Dimming: PHASE - 0-10V



# MINE 10

design: Lapo Grassellini

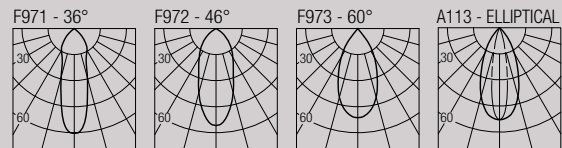
70 mm  
2,76" IP20 Class 2  JA8



**Adjustable downlight**

Static White: 9W · 500mA (V, 18V) · Series wiring  
 Dim to Warm: 7,2W · 400mA (V, 18V) · Series wiring  
 Tunable White: 9W · 500mA (V, 18V) · Series wiring  
 CRI98 · 2-Step MacAdam

2400K	728 lm	4000K	1114 lm
2700K	1064 lm	DW	630 lm
3000K	1116 lm	TW	828 lm
3500K	1130 lm		



Code Construction

**MN1 X X 9 X**

S	M	W	D			
36°	46°	60°	20x55° (Elliptical)			
24	27	30	35	40	DW	TW
2400K	2700K	3000K	3500K	4000K	Dim to Warm	Tunable White
1	5	C				
White	Black	Custom				

Accessories

- AT064R01070**  
Airtight recessed housing for insulated ceiling
- IC064R01070**  
Recessed housing for insulated ceiling
- MP-R070**  
Baseplate
- R01070**  
T-bar baseplate
- LH01**  
Low luminance hex louvre

Static White - 500mA Drivers


- CCPRO10A-500** (1) IP20  
Dimming: PHASE - 0-10V
- CCPRO40A-500** (1..3) IP20  
Dimming: PHASE - 0-10V
- Dim to Warm - 400mA Drivers**
- CCPRO10A-400** (1) IP20  
Dimming: PHASE - 0-10V
- CCPRO40A-400** (1..3) IP20  
Dimming: PHASE - 0-10V

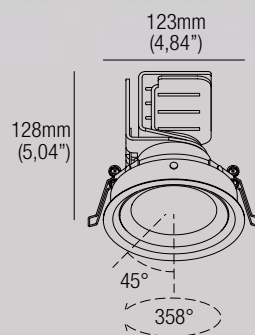
Tunable White - 500mA Drivers

- DL0561S1** (1..3) IP20  
Dimming: 0-10V

# MINE 20

design: Lapo Grassellini

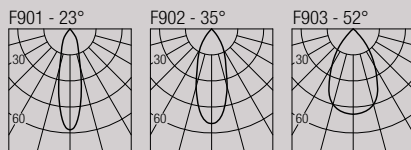
110 mm  
4,33" IP20 Class 2  JA8



**Adjustable downlight**

18W · 500mA (V, 36V)  
 CRI98 · 2-Step MacAdam

2700K	1659 lm	F901 - 23°
3000K	1752 lm	F902 - 35°
3500K	1873 lm	F903 - 52°
4000K	1925 lm	



Code Construction

**MN2 X X 9 X**

S	M	W			
23°	35°	52°			
27	30	35	40		
2700K	3000K	3500K	4000K		
1	5	C			
White	Black	Custom			

Accessories

- AT086R02110**  
Airtight recessed housing for insulated ceiling
- IC086R02110**  
Recessed housing for insulated ceiling
- MP-R110**  
Baseplate
- R02110**  
T-bar baseplate

500mA Drivers

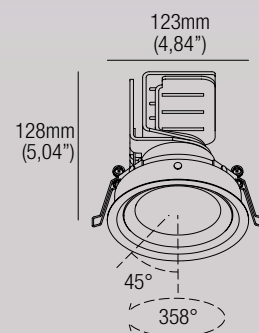
- CCPRO40A-500** (1) IP20  
Dimming: PHASE - 0-10V



# MINE 30

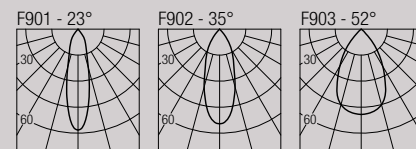
design: Lapo Grassellini

110 mm  
4,33" IP20 Class 2  JA8



**Adjustable downlight**  
27W · 700mA (V, 36V)  
CRI98 · 2-Step MacAdam

2700K — 2380 lm  
3000K — 2560 lm  
3500K — 2645 lm  
4000K — 2730 lm



Code Construction

MN3 X X 9 X			
	S	M	W
	23°	35°	52°
27	30	35	40
2700K	3000K	3500K	4000K
1	5	C	
White	Black	Custom	

Accessories

**AT086R02110**

Airtight recessed housing for insulated ceiling

**IC086R02110**

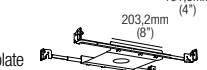
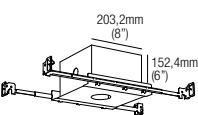
Recessed housing for insulated ceiling

**MP-R110**

Baseplate

**R02110**

T-bar baseplate



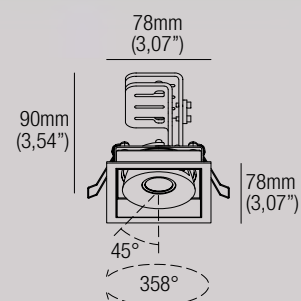
700mA Drivers

**CCPRO40A-700** (1) IP20  
Dimming: PHASE - 0-10V

# LOLLO 10

design: Lapo Grassellini

70x70 mm  
2,76x2,76" IP20 Class 2  JA8

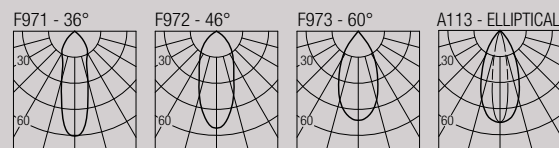


**Adjustable downlight**

Static White: 9W · 500mA (V, 18V) · Series wiring  
Dim to Warm: 7,2W · 400mA (V, 18V) · Series wiring  
Tunable White: 9W · 500mA (V, 18V) · Series wiring  
CRI98 · 2-Step MacAdam

2400K — 728 lm  
2700K — 1064 lm  
3000K — 1116 lm  
3500K — 1130 lm

4000K — 1114 lm  
DW — 630 lm  
TW — 828 lm



Code Construction

LL1 X X 9 X						
	S	M	W	D	DW	TW
	36°	46°	60°	20x55° (Elliptical)	Dim to Warm	Tunable White
24	27	30	35	40		
2400K	2700K	3000K	3500K	4000K		
1	5	C				
White	Black	Custom				

Accessories

**AT064Q01070**

Airtight recessed housing for insulated ceiling

**IC064Q01070**

Recessed housing for insulated ceiling

**MP-Q070**

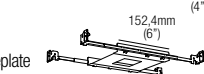
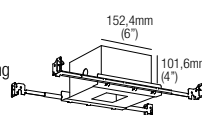
Baseplate

**Q01070**

T-bar baseplate

**LH01**

Low luminance hex louvre



Static White - 500mA Drivers

**CCPRO10A-500** (1) IP20

Dimming: PHASE - 0-10V

**CCPRO40A-500** (1..3) IP20

Dimming: PHASE - 0-10V

Dim to Warm - 400mA Drivers

**CCPRO10A-400** (1) IP20

Dimming: PHASE - 0-10V

**CCPRO40A-400** (1..3) IP20

Dimming: PHASE - 0-10V

Tunable White - 500mA Drivers

**DL0561S1** (1..3) IP20

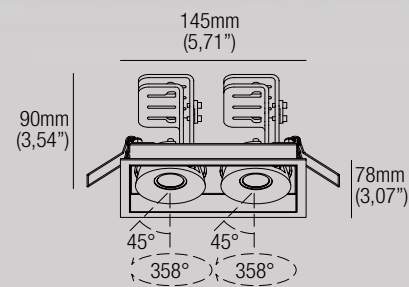
Dimming: 0-10V



# LOLLO X120

design: Lapo Grassellini

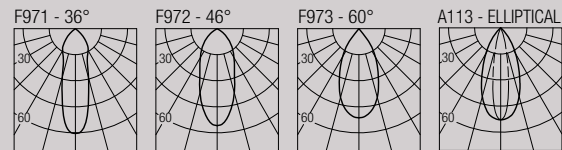
135x70 mm  
 IP20 Class 2  JA8  
 5,31x2,76"



### Adjustable downlight

Static White: 2x9W · 500mA (V, 2x18V) · Series wiring  
 Dim to Warm: 2x7,2W · 400mA (V, 2x18V) · Series wiring  
 Tunable White: 2x9W · 500mA (V, 2x18V) · Series wiring  
 CRI98 · 2-Step MacAdam

2400K	1456 lm	4000K	2228 lm
2700K	2128 lm	DW	1260 lm
3000K	2232 lm	TW	1656 lm
3500K	2260 lm		



### Code Construction

**LLX12 X X 9 X**

S	M	W	D		
36°	46°	60°	20x55° (Elliptical)		
24	27	30	35	40	DW TW
2400K	2700K	3000K	3500K	4000K	Dim to Warm Tunable White
1	5	C			
White	Black	Custom			

### Accessories

- AT086X02135**  
Airtight recessed housing for insulated ceiling
- IC086X02135**  
Recessed housing for insulated ceiling
- MP-X135**  
Baseplate
- X02135**  
T-bar baseplate
- 2xLH01**  
Low luminance hex louvre

### Static White - 500mA Drivers



- (2x) CCPR010A-500** (1) IP20  
Dimming: PHASE - 0-10V
- CCPR040A-500** (1) IP20  
Dimming: PHASE - 0-10V
- Dim to Warm - 400mA Drivers**
- (2x) CCPR010A-400** (1) IP20  
Dimming: PHASE - 0-10V
- CCPR040A-400** (1) IP20  
Dimming: PHASE - 0-10V

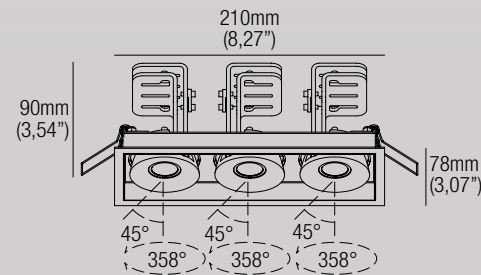
### Tunable White - 500mA Drivers

- DL0561S1** (1) IP20  
Dimming: 0-10V

# LOLLO X130

design: Lapo Grassellini

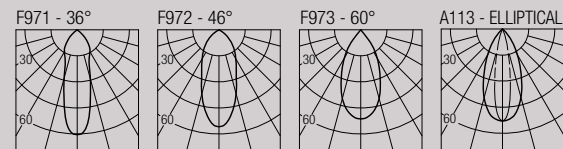
200x70 mm  
 IP20 Class 2  JA8  
 7,87x2,76"



### Adjustable downlight

Static White: 3x9W · 500mA (V, 3x18V) · Series wiring  
 Dim to Warm: 3x7,2W · 400mA (V, 3x18V) · Series wiring  
 Tunable White: 3x9W · 500mA (V, 3x18V) · Series wiring  
 CRI98 · 2-Step MacAdam

2400K	2184 lm	4000K	3342 lm
2700K	3192 lm	DW	1890 lm
3000K	3348 lm	TW	2484 lm
3500K	3393 lm		



### Code Construction

**LLX13 X X 9 X**

S	M	W	D		
36°	46°	60°	20x55° (Elliptical)		
24	27	30	35	40	DW TW
2400K	2700K	3000K	3500K	4000K	Dim to Warm Tunable White
1	5	C			
White	Black	Custom			

### Accessories

- AT127X03200**  
Airtight recessed housing for insulated ceiling
- IC127X03200**  
Recessed housing for insulated ceiling
- MP-X200**  
Baseplate
- X03200**  
T-bar baseplate
- 3xLH01**  
Low luminance hex louvre

### Static White - 500mA Drivers

- (3x) CCPR010A-500** (1) IP20  
Dimming: PHASE - 0-10V
- CCPR040A-500** (1) IP20  
Dimming: PHASE - 0-10V
- Dim to Warm - 400mA Drivers**
- (3x) CCPR010A-400** (1) IP20  
Dimming: PHASE - 0-10V
- CCPR040A-400** (1) IP20  
Dimming: PHASE - 0-10V

### Tunable White - 500mA Drivers

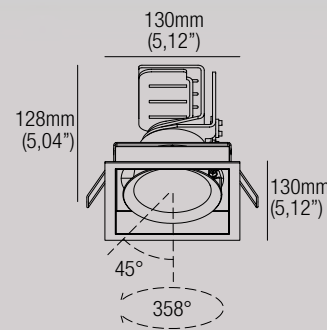
- DL0561S1** (1) IP20  
Dimming: 0-10V



# LOLLO 20

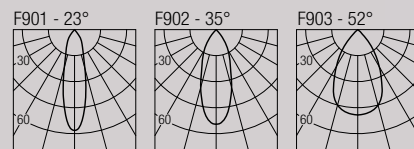
design: Lapo Grassellini

115x115mm  
4,53x4,53" IP20 Class 2  JA8

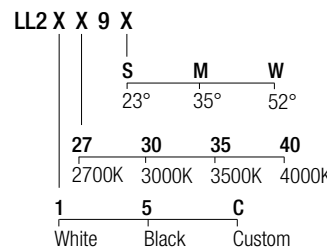


**Adjustable downlight**  
18W · 500mA (V, 36V)  
CRI98 · 2-Step MacAdam

2700K — 1659 lm  
3000K — 1752 lm  
3500K — 1873 lm  
4000K — 1925 lm

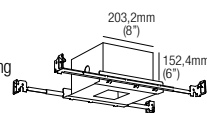


Code Construction



Accessories

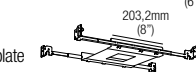
**AT086Q02115**  
Airtight recessed housing for insulated ceiling  
**IC086Q02115**  
Recessed housing for insulated ceiling



**MP-Q115**  
Baseplate



**Q02115**  
T-bar baseplate




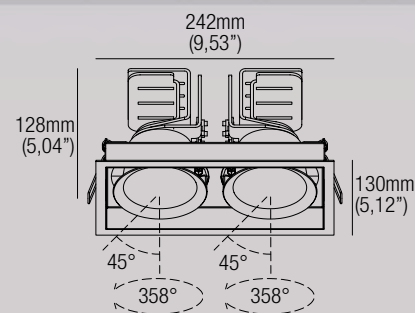
500mA Drivers

**CCPRO40A-500** (1) IP20  
Dimming: PHASE - 0-10V

# LOLLO X220

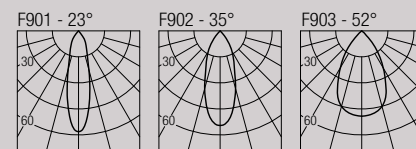
design: Lapo Grassellini

115x230mm  
4,53x9,06" IP20 Class 2 

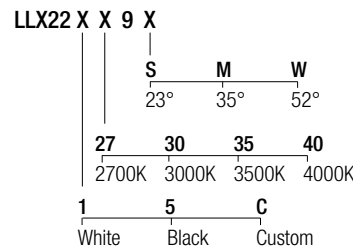


**Adjustable downlight**  
2x18W · 500mA (V, 2x36V)  
CRI98 · 2-Step MacAdam

2700K — 3318 lm  
3000K — 3504 lm  
3500K — 3746 lm  
4000K — 3850 lm

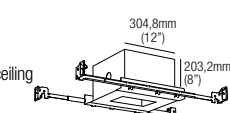


Code Construction



Accessories

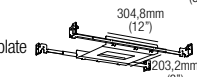
**AT127X03230**  
Airtight recessed housing for insulated ceiling  
**IC127X03230**  
Recessed housing for insulated ceiling



**MP-X230**  
Baseplate



**X03230**  
T-bar baseplate




500mA Drivers

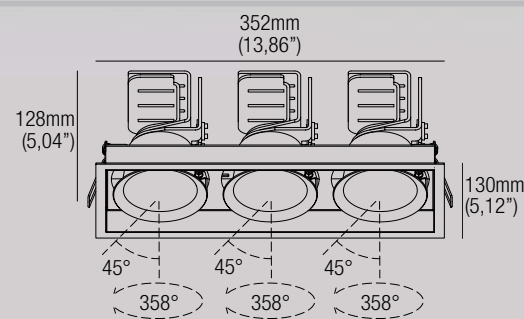
**2xCCPRO40A-500** (1) IP20  
Dimming: PHASE - 0-10V



# LOLLO X230

design: Lapo Grassellini

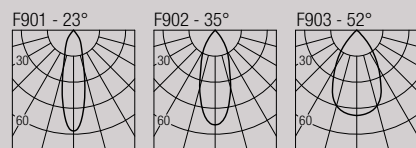
115x340mm  
4,53x13,39" IP20 Class 2 



**Adjustable downlight**

3x18W · 500mA (V, 3x36V)  
CRI98 · 2-Step MacAdam

2700K — 4977 lm  
3000K — 5256 lm  
3500K — 5618 lm  
4000K — 5775 lm



**Code Construction**

**LLX23 X X 9 X**

	S	M	W
	23°	35°	52°
27	30	35	40
2700K	3000K	3500K	4000K
1	5	C	
White	Black	Custom	

**Accessories**

**AT181X04340**  
Airtight recessed housing for insulated ceiling

**IC181X04340**  
Recessed housing for insulated ceiling

**MP-X340**

Baseplate

**X04340**


T-bar baseplate

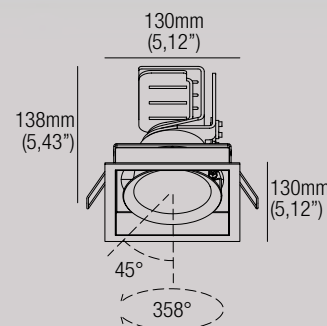
**500mA Drivers**

**3xCCPRO40A-500** (1) IP20  
Dimming: PHASE - 0-10V

# LOLLO 30

design: Lapo Grassellini

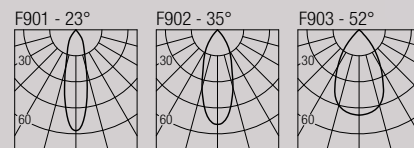
115x115mm  
4,53x4,53" IP20 Class 2 



**Adjustable downlight**

27W · 700mA (V, 36V)  
CRI98 · 2-Step MacAdam

2700K — 2380 lm  
3000K — 2560 lm  
3500K — 2645 lm  
4000K — 2730 lm



**Code Construction**

**LL3 X X 9 X**

	S	M	W
	23°	35°	52°
27	30	35	40
2700K	3000K	3500K	4000K
1	5	C	
White	Black	Custom	

**Accessories**

**AT086Q02115**  
Airtight recessed housing for insulated ceiling

**IC086Q02115**  
Recessed housing for insulated ceiling

**MP-Q115**

Baseplate

**Q02115**

T-bar baseplate


**700mA Drivers**

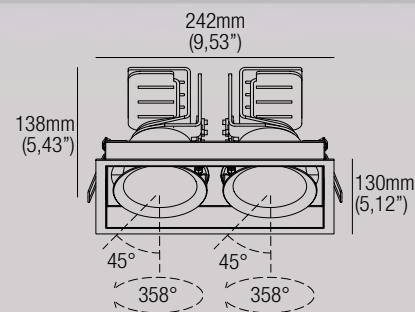
**CCPRO40A-700** (1) IP20  
Dimming: PHASE - 0-10V



# LOLLO X320

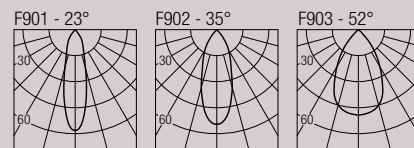
design: Lapo Grassellini

115x230mm  
4,53x9,06" IP20 Class 2 



**Adjustable downlight**  
2x27W · 700mA (V<sub>i</sub> 2x36V)  
CRI93 · 2-Step MacAdam

2700K **4760 lm**  
3000K **5120 lm**  
3500K **5290 lm**  
4000K **5460 lm**

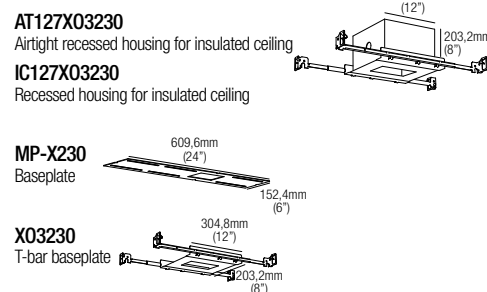


Code Construction

**LLX32 X X 9 X**

	S	M	W
	23°	35°	52°
27	30	35	40
2700K	3000K	3500K	4000K
1	5	C	
White	Black	Custom	

Accessories




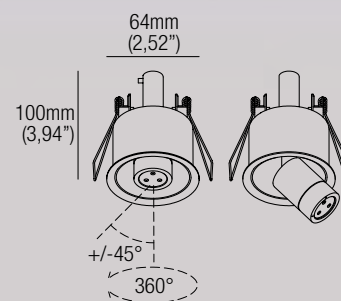
700mA Drivers

**(2x) CCPR040A-700** (1) IP20  
Dimming: PHASE - 0-10V

# MINILED A R10

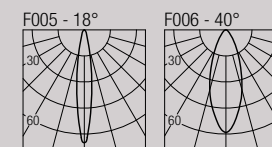
design: Lapo Grassellini

55mm  
2,17" IP20 Class 2 



**Adjustable downlight**  
3W · 350mA (V<sub>i</sub> 8,7V) · Series wiring  
CRI90 · 3-Step MacAdam

2700K **267 lm**  
3000K **279 lm**  
3500K **292 lm**  
4000K **309 lm**

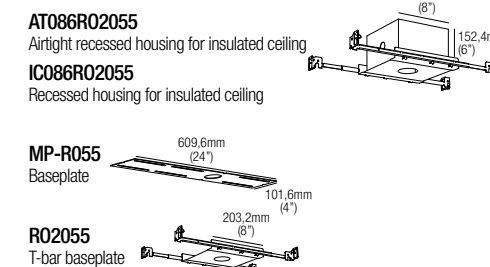


Code Construction

**MLDR X X X**

	1	2	
	18°	40°	
27	30	35	40
2700K	3000K	3500K	4000K
1	5	C	
White	Black	Custom	

Accessories




350mA Drivers

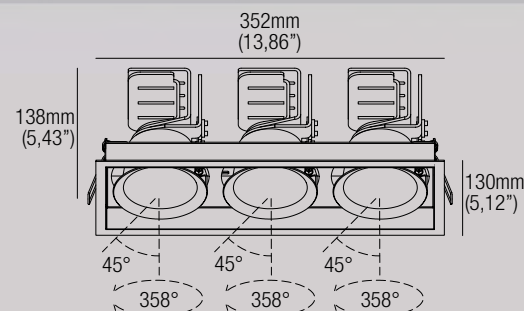
**CCPR010A-350** (1..3) IP20  
Dimming: PHASE - 0-10V

**CCPR040A-350** (1..6) IP20  
Dimming: PHASE - 0-10V

# LOLLO X330

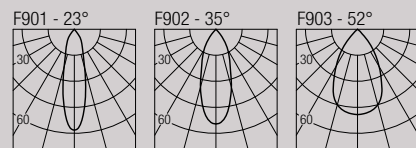
design: Lapo Grassellini

115x340mm  
4,53x13,39" IP20 Class 2 



**Adjustable downlight**  
3x27W · 700mA (V<sub>i</sub> 3x36V)  
CRI93 · 2-Step MacAdam

2700K **7140 lm**  
3000K **7680 lm**  
3500K **7935 lm**  
4000K **8190 lm**

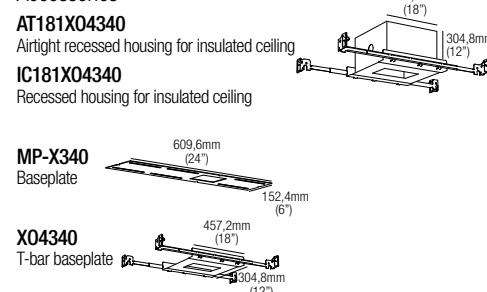


Code Construction

**LLX33 X X 9 X**

	S	M	W
	23°	35°	52°
27	30	35	40
2700K	3000K	3500K	4000K
1	5	C	
White	Black	Custom	

Accessories




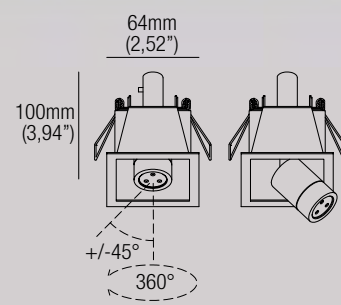
700mA Drivers

**(3x) CCPR040A-700** (1) IP20  
Dimming: PHASE - 0-10V

# MINILED A Q10

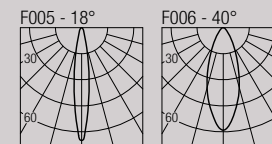
design: Lapo Grassellini

58x58mm  
2,28x2,28" IP20 Class 2 



**Adjustable downlight**  
3W · 350mA (V<sub>i</sub> 8,7V) · Series wiring  
CRI90 · 3-Step MacAdam

2700K **267 lm**  
3000K **279 lm**  
3500K **292 lm**  
4000K **309 lm**

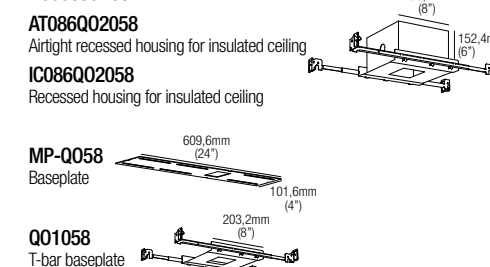


Code Construction

**MLDQ X X X**

	1	2	
	18°	40°	
27	30	35	40
2700K	3000K	3500K	4000K
1	5	C	
White	Black	Custom	

Accessories



350mA Drivers


**CCPR010A-350** (1..3) IP20  
Dimming: PHASE - 0-10V

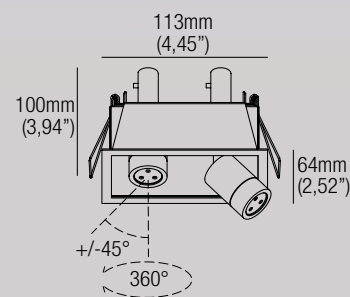
**CCPR040A-350** (1..6) IP20  
Dimming: PHASE - 0-10V



# MINILED A QX120

design: Lapo Grassellini

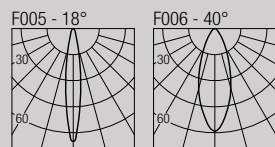
105x58 mm  
 IP20 Class 2



### Adjustable downlight

2x3W · 350mA (V, 2x8, 7V) · Series wiring  
 CRI90 · 3-Step MacAdam

2700K	534 lm
3000K	558 lm
3500K	584 lm
4000K	618 lm



### Code Construction

**MLDQX12 X X X**

1	2		
18°	40°		
27	30	35	40
2700K	3000K	3500K	4000K
1	5	C	
White	Black	Custom	

### Accessories


- AT086X02105**  
Airtight recessed housing for insulated ceiling
- IC086X02105**  
Recessed housing for insulated ceiling
- MP-X105**  
Baseplate
- X02105**  
T-bar baseplate

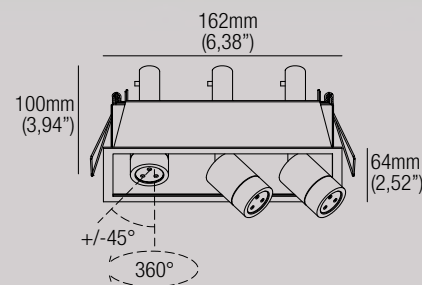
### 350mA Drivers

- CCPRO10A-350** (1) IP20  
Dimming: PHASE - 0-10V
- CCPRO40A-350** (1..3) IP20  
Dimming: PHASE - 0-10V

# MINILED A QX130

design: Lapo Grassellini

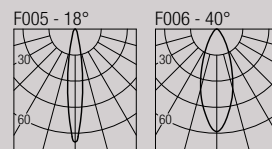
154x58 mm  
 IP20 Class 2



### Adjustable downlight

3x3W · 350mA (V, 3x8, 7V) · Series wiring  
 CRI90 · 3-Step MacAdam

2700K	801 lm
3000K	837 lm
3500K	876 lm
4000K	927 lm



### Code Construction

**MLDQX13 X X X**


1	2		
18°	40°		
27	30	35	40
2700K	3000K	3500K	4000K
1	5	C	
White	Black	Custom	

### Accessories

- AT086X02154**  
Airtight recessed housing for insulated ceiling
- IC086X02154**  
Recessed housing for insulated ceiling
- MP-X154**  
Baseplate
- X02154**  
T-bar baseplate


### 350mA Drivers

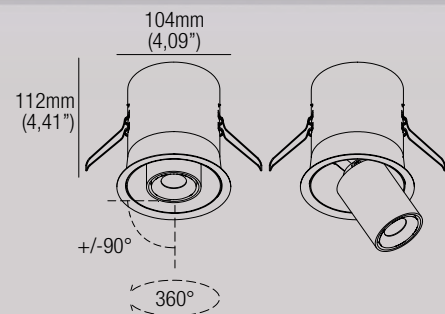
- CCPRO10A-350** (1) IP20  
Dimming: PHASE - 0-10V
- CCPRO40A-350** (1..2) IP20  
Dimming: PHASE - 0-10V



# LEDA R10

design: Lapo Grassellini

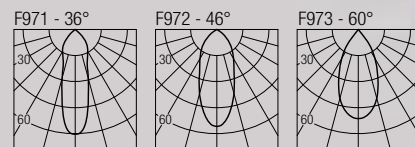
95 mm  
3,74" IP20 Class 2 



### Adjustable downlight

Static White: 9W · 500mA (V, 18V) · Series wiring  
Dim to Warm: 7,2W · 400mA (V, 18V) · Series wiring  
CRI98 · 2-Step MacAdam

2400K	728 lm	3500K	1130 lm
2700K	1064 lm	4000K	1114 lm
3000K	1116 lm	DW	630 lm



### Code Construction

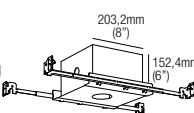
**LDR X X 9 X**

S	M	W			
36°	46°	60°			
24	27	30	35	40	DW
2400K	2700K	3000K	3500K	4000K	Dim to Warm
1	5	C			
White	Black	Custom			

### Accessories

**AT086R02095**  
Airtight recessed housing for insulated ceiling

**IC086R02095**  
Recessed housing for insulated ceiling



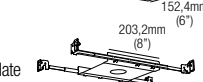
### MP-R095

Baseplate




### R02095

T-bar baseplate



### LH01

Low luminance hex louvre 

### Static White - 500mA Drivers

**CCPRO10A-500** (1) IP20  
Dimming: PHASE - 0-10V

**CCPRO40A-500** (1..3) IP20  
Dimming: PHASE - 0-10V


### Dim to Warm - 400mA Drivers

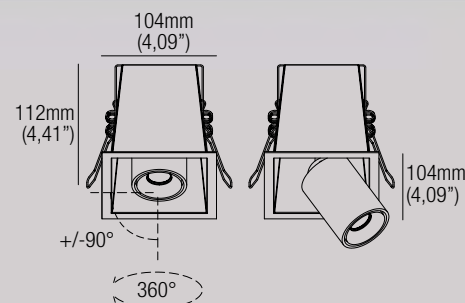
**CCPRO10A-400** (1) IP20  
Dimming: PHASE - 0-10V

**CCPRO40A-400** (1..3) IP20  
Dimming: PHASE - 0-10V

# LEDA Q10

design: Lapo Grassellini

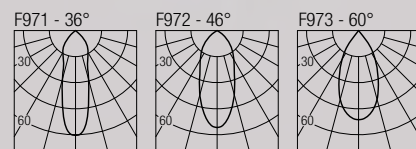
95x95 mm  
3,74x3,74" IP20 Class 2 



### Adjustable downlight

Static White: 9W · 500mA (V, 18V) · Series wiring  
Dim to Warm: 7,2W · 400mA (V, 18V) · Series wiring  
CRI98 · 2-Step MacAdam

2400K	728 lm	3500K	1130 lm
2700K	1064 lm	4000K	1114 lm
3000K	1116 lm	DW	630 lm



### Code Construction

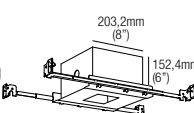
**LDQ X X 9 X**

S	M	W			
36°	46°	60°			
24	27	30	35	40	DW
2400K	2700K	3000K	3500K	4000K	Dim to Warm
1	5	C			
White	Black	Custom			

### Accessories

**AT086Q02095**  
Airtight recessed housing for insulated ceiling

**IC086Q02095**  
Recessed housing for insulated ceiling



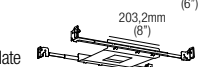
### MP-Q095

Baseplate




### Q02095

T-bar baseplate



### LH01

Low luminance hex louvre 

### Static White - 500mA Drivers

**CCPRO10A-500** (1) IP20  
Dimming: PHASE - 0-10V

**CCPRO40A-500** (1..3) IP20  
Dimming: PHASE - 0-10V

### Dim to Warm - 400mA Drivers


**CCPRO10A-400** (1) IP20  
Dimming: PHASE - 0-10V

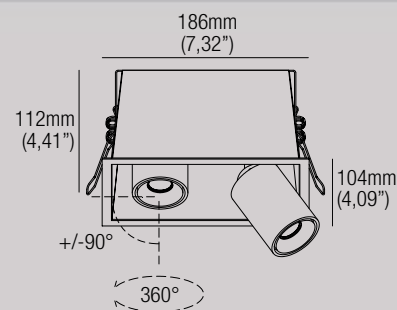
**CCPRO40A-400** (1..3) IP20  
Dimming: PHASE - 0-10V



# LEDA QX120

design: Lapo Grassellini

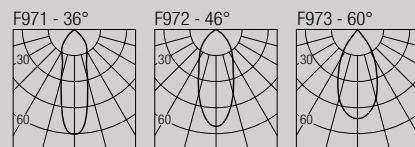
175x95mm  
6,89x3,74" IP20 Class 2 



### Adjustable downlight

Static White: 2x9W · 500mA (V, 2x18V) · Series wiring  
Dim to Warm: 2x7,2W · 400mA (V, 2x18V) · Series wiring  
CRI98 · 2-Step MacAdam

2400K	1456 lm	3500K	2260 lm
2700K	2128 lm	4000K	2228 lm
3000K	2232 lm	DW	1260 lm



### Code Construction

LDQX12 X X 9 X

S M W  
36° 46° 60°

24 27 30 35 40 DW  
2400K 2700K 3000K 3500K 4000K Dim to Warm

1 5 C  
White Black Custom

### Accessories

AT127X03175

Airtight recessed housing for insulated ceiling

IC127X03175

Recessed housing for insulated ceiling

MP-X175

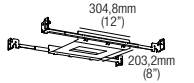
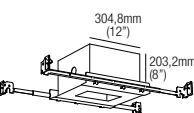
Baseplate

X03175

T-bar baseplate

2xLH01

Low luminance hex louvre



### Static White - 500mA Drivers

(2x) CCPR010A-500 (1) IP20

Dimming: PHASE - 0-10V

CCPR040A-500 (1) IP20

Dimming: PHASE - 0-10V

### Dim to Warm - 400mA Drivers

(2x) CCPR010A-400 (1) IP20

Dimming: PHASE - 0-10V


CCPR040A-400 (1) IP20

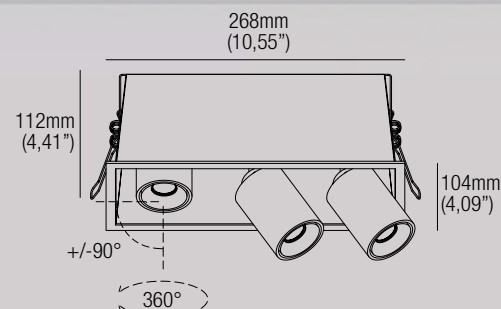
Dimming: PHASE - 0-10V



# LEDA QX130

design: Lapo Grassellini

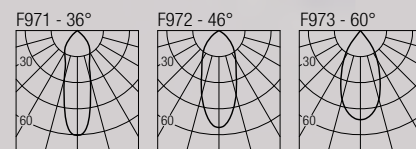
255x95mm  
10,04x3,74" IP20 Class 2 



### Adjustable downlight

Static White: 3x9W · 500mA (V, 3x18V) · Series wiring  
Dim to Warm: 3x7,2W · 400mA (V, 3x18V) · Series wiring  
CRI98 · 2-Step MacAdam

2400K	2184 lm	3500K	3390 lm
2700K	3192 lm	4000K	3342 lm
3000K	3348 lm	DW	1890 lm



### Code Construction

LDQX13 X X 9 X

S M W  
36° 46° 60°

24 27 30 35 40 DW  
2400K 2700K 3000K 3500K 4000K Dim to Warm

1 5 C  
White Black Custom

### Accessories

AT181X04255

Airtight recessed housing for insulated ceiling

IC181X04255

Recessed housing for insulated ceiling

MP-X255

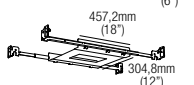
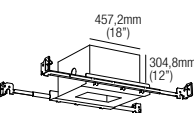
Baseplate

X04255

T-bar baseplate

3xLH01

Low luminance hex louvre



### Static White - 500mA Drivers

(3x) CCPR010A-500 (1) IP20

Dimming: PHASE - 0-10V

CCPR040A-500 (1) IP20

Dimming: PHASE - 0-10V

### Dim to Warm - 400mA Drivers

(3x) CCPR010A-400 (1) IP20

Dimming: PHASE - 0-10V

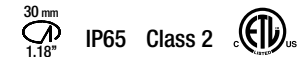
CCPR040A-400 (1) IP20

Dimming: PHASE - 0-10V


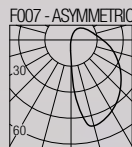


# SOREL

design: Roberto Mantovani



**Steplight**  
1,5W · 500mA (V, 2,9V) · Series wiring  
CRI85 · 3-Step MacAdam

30mm (1,18") 38mm (1,50")

2700K	128 lm
3000K	133 lm
3500K	146 lm
4000K	154 lm


Code Construction

**NP1 X 0 X**

27	30	35	40
2700K	3000K	3500K	4000K
<b>B</b>	<b>N</b>	<b>Z</b>	<b>C</b>
White	Black	INOX AISI 316L	Custom

Accessories

**CS1001**  
Recessing box



**CS1006**  
Recessing box



**CS1006.CPW**  
Concrete pour housing  
for wall

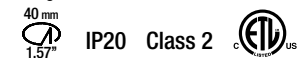


500mA Drivers


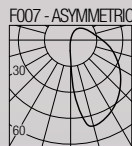
**CCPRO10A-500** (1..6) IP20  
Dimming: PHASE - 0-10V  
**CCPRO40A-500** (1..18) IP20  
Dimming: PHASE - 0-10V

# UMA

design: Roberto Mantovani



**Steplight**  
1W · 350mA (V, 2,9V) · Series wiring  
CRI90 · 3-Step MacAdam

30mm (1,18") 50mm (1,97")

2700K	81 lm
3000K	81 lm
3500K	100 lm
4000K	107 lm

Code Construction

**UM X X 2 X**

27	30	35	40
2700K	3000K	3500K	4000K
<b>1</b>	<b>5</b>	<b>C</b>	
White	Black	Custom	
<b>1</b>	<b>2</b>		
Round	Square		

Accessories - Accessori

**CS1005**  
Recessing box




350mA Drivers

**CCPRO10A-350** (1..9) IP20  
Dimming: PHASE - 0-10V  
**CCPRO40A-350** (1..18) IP20  
Dimming: PHASE - 0-10V



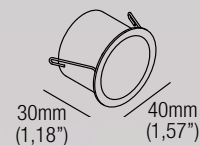
# BIRDIE

design: Jude Allen

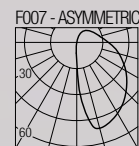
35mm  
1,38" IP20 Class 2 

**Steplight**

1W · 350mA (V, 2,9V) · Series wiring  
CRI98 · 2-Step MacAdam



2700K	128 lm
3000K	133 lm
3500K	146 lm
4000K	154 lm



Code Construction

<b>BDE X X</b>			
27	30	35	40
2700K	3000K	3500K	4000K
1	5	C	
White	Black	Custom	

350mA Drivers

**CCPR010A-350** (1..9) IP20  
Dimming: PHASE - 0-10V  
**CCPR040A-350** (1..18) IP20  
Dimming: PHASE - 0-10V

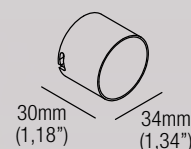
# BIRDIE TRIMLESS

design: Jude Allen

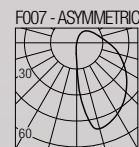
IP20 Class 2 

**Trimless steplight**

1W · 350mA (V, 2,9V) · Series wiring  
CRI98 · 2-Step MacAdam



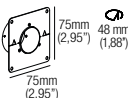
2700K	128 lm
3000K	133 lm
3500K	146 lm
4000K	154 lm



Code Construction

<b>BDT X X</b>			
27	30	35	40
2700K	3000K	3500K	4000K
1	5	C	
White	Black	Custom	

Accessories

**ZBD001**  
Plasterboard recessing frame 


350mA Drivers

**CCPR010A-350** (1..9) IP20  
Dimming: PHASE - 0-10V  
**CCPR040A-350** (1..18) IP20  
Dimming: PHASE - 0-10V



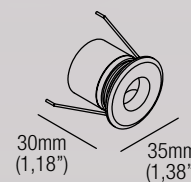
# BEAN

design: Roberto Mantovani

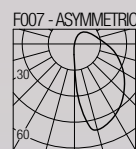


**Steplight**

1W · 350mA (V, 2,9V) · Series wiring  
CRI90 · 3-Step MacAdam



2700K	128 lm
3000K	133 lm
3500K	146 lm
4000K	154 lm

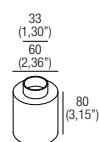


Code Construction

<b>EA1 X X</b>			
<b>B</b>	<b>N</b>	<b>Z</b>	<b>C</b>
White	Black	INOX AISI 316L	Custom
<b>27</b>	<b>30</b>	<b>35</b>	<b>40</b>
2700K	3000K	3500K	4000K

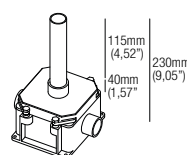
Accessories

**CS1006**  
Recessing box



**CS1006.CPW**

Concrete pour housing  
for wall



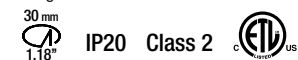
350mA Drivers

**CCPRO10A-350** (1..9) IP20  
Dimming: PHASE - 0-10V

**CCPRO40A-350** (1..18) IP20  
Dimming: PHASE - 0-10V

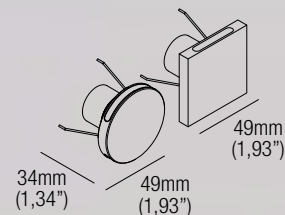
# BANG

design: Roberto Mantovani



**Steplight**

1,5W · 500mA (V, 2,9V) · Series wiring  
CRI90 · 3-Step MacAdam



2700K	128 lm
3000K	133 lm
3500K	146 lm
4000K	154 lm

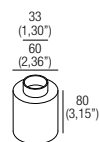


Code Construction

<b>BA X X X X</b>			
<b>1</b>	<b>5</b>	<b>C</b>	
White	Black	Custom	
<b>1</b>	<b>2</b>		
Single emission	Double emission		
<b>1</b>	<b>2</b>		
Round	Square		

Accessories

**CS1006**  
Recessing box



500mA Drivers


**CCPRO10A-500** (1..6) IP20  
Dimming: PHASE - 0-10V

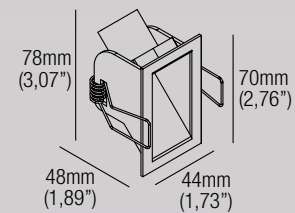
**CCPRO40A-500** (1..18) IP20  
Dimming: PHASE - 0-10V



# DAGO 2

design: Roberto Mantovani

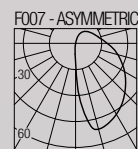
40x60 mm  
1,57x2,36" IP20 Class 2 



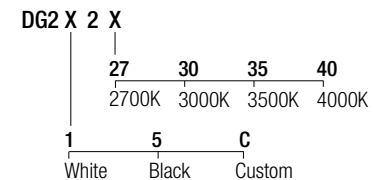
**Steplight**

1,5W · 500mA (V, 2,9V) · Series wiring  
CRI90 · 3-Step MacAdam

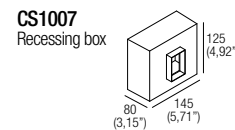
2700K	128 lm
3000K	133 lm
3500K	146 lm
4000K	154 lm



Code Construction



Accessories




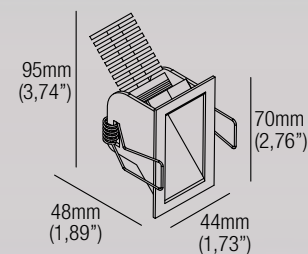
500mA Drivers

**CCPRO10A-500** (1..6) IP20  
Dimming: PHASE - 0-10V  
**CCPRO40A-500** (1..18) IP20  
Dimming: PHASE - 0-10V

# DAGO 6

design: Roberto Mantovani

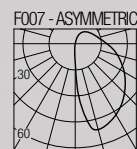
40x60 mm  
1,57x2,36" IP20 Class 2 



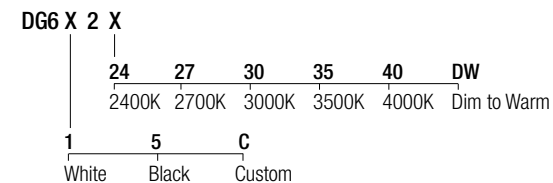
**Steplight**

Static White: 4,5W · 500mA (V, 9V) · Series wiring  
Dim to Warm: 4,5W · 250mA (V, 18V) · Series wiring  
CRI98 · 2-Step MacAdam

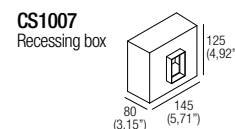
2400K	406 lm	3500K	548 lm
2700K	517 lm	4000K	541 lm
3000K	541 lm	DW	358 lm



Code Construction



Accessories



Static White - 500mA Drivers

**CCPRO10A-500** (1..2) IP20  
Dimming: PHASE - 0-10V  
**CCPRO40A-500** (1..6) IP20  
Dimming: PHASE - 0-10V


Dim to Warm - 250mA Drivers

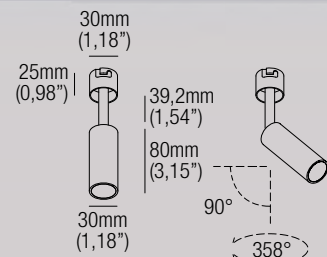
**CCPRO10A-250-DW** (1..2) IP20  
Dimming: PHASE - 0-10V  
**CCPRO40A-250-DW** (1..3) IP20  
Dimming: PHASE - 0-10V



# ELIA T6

design: Jude Allen

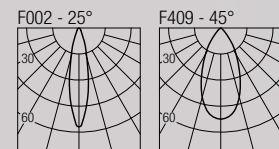
IP20 Class 2 



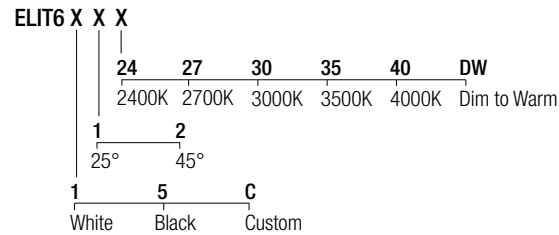
**Trimless projector**

Static White: 4,5W · 500mA (V<sub>i</sub> 9V) · Series wiring  
 Dim to Warm: 4,5W · 250mA (V<sub>i</sub> 18V) · Series wiring  
 CRI98 · 2-Step MacAdam

2400K	406 lm	3500K	548 lm
2700K	517 lm	4000K	541 lm
3000K	541 lm	DW	358 lm



**Code Construction**



**Accessories**

- AT064R01045**  
Airtight recessed housing for insulated ceiling
- IC064R01045**  
Recessed housing for insulated ceiling
- MP-R045**  
Baseplate
- RO1045**  
T-bar baseplate
- ZQC001 White**  
Plasterboard recessing frame
- ZQC001.BMK-WH White**  
**ZQC001.BMK-BLK Black**  
**ZQC001.BMK-CU Custom**  
Backmount frame for hard surfaces

**Static White - 500mA Drivers**


- CCPRO10A-500** (1..2) IP20  
Dimming: PHASE - 0-10V
- CCPRO40A-500** (1..6) IP20  
Dimming: PHASE - 0-10V

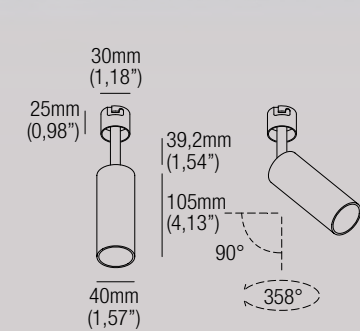
**Dim to Warm - 250mA Drivers**

- CCPRO10A-250-DW** (1..2) IP20  
Dimming: PHASE - 0-10V
- CCPRO40A-250-DW** (1..3) IP20  
Dimming: PHASE - 0-10V

# ELIA T10

design: Jude Allen

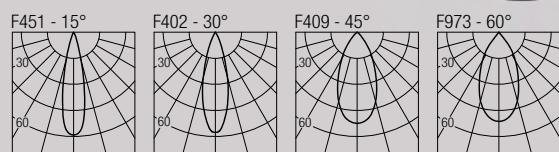
IP20 Class 2 



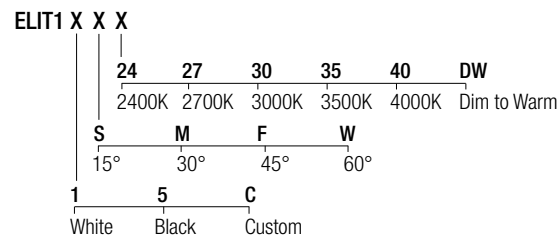
**Trimless projector**

Static White: 9W · 500mA (V<sub>i</sub> 18V) · Series wiring  
 Dim to Warm: 7,2W · 400mA (V<sub>i</sub> 18V) · Series wiring  
 CRI98 · 2-Step MacAdam

2400K	744 lm	2700K	1088 lm	3000K	1142 lm	3500K	1156 lm	4000K	1139 lm	DW	645 lm
-------	--------	-------	---------	-------	---------	-------	---------	-------	---------	----	--------



**Code Construction**



**Accessories**

- AT064R01045**  
Airtight recessed housing for insulated ceiling
- IC064R01045**  
Recessed housing for insulated ceiling
- MP-R045**  
Baseplate
- RO1045**  
T-bar baseplate
- ZQC001 White**  
Plasterboard recessing frame
- ZQC001.BMK-WH White**  
**ZQC001.BMK-BLK Black**  
**ZQC001.BMK-CU Custom**  
Backmount frame for hard surfaces

**Static White - 500mA Drivers**


- CCPRO10A-500** (1) IP20  
Dimming: PHASE - 0-10V
- CCPRO40A-500** (1..3) IP20  
Dimming: PHASE - 0-10V

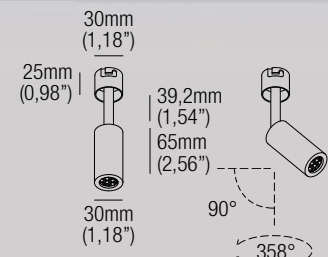
**Dim to Warm - 400mA Drivers**

- CCPRO10A-400** (1) IP20  
Dimming: PHASE - 0-10V
- CCPRO40A-400** (1..3) IP20  
Dimming: PHASE - 0-10V

# ELIJAH T6

design: Jude Allen

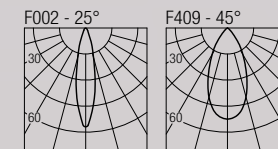
IP20 Class 2 



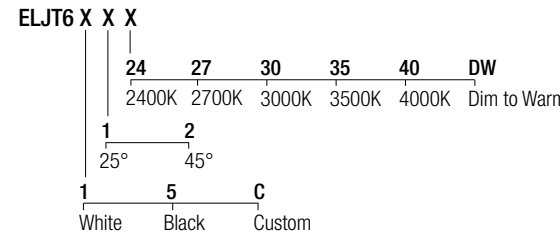
**Trimless projector**

Static White: 4,5W · 500mA (V<sub>i</sub> 9V) · Series wiring  
 Dim to Warm: 4,5W · 250mA (V<sub>i</sub> 18V) · Series wiring  
 CRI98 · 2-Step MacAdam

2400K	406 lm	3500K	548 lm
2700K	517 lm	4000K	541 lm
3000K	541 lm	DW	358 lm



**Code Construction**



**Accessories**

- AT064R01045**  
Airtight recessed housing for insulated ceiling
- IC064R01045**  
Recessed housing for insulated ceiling
- MP-R045**  
Baseplate
- RO1045**  
T-bar baseplate
- ZQC001 White**  
Plasterboard recessing frame
- ZQC001.BMK-WH White**  
**ZQC001.BMK-BLK Black**  
**ZQC001.BMK-CU Custom**  
Backmount frame for hard surfaces

**Static White - 500mA Drivers**

- CCPRO10A-500** (1..2) IP20  
Dimming: PHASE - 0-10V
- CCPRO40A-500** (1..6) IP20  
Dimming: PHASE - 0-10V

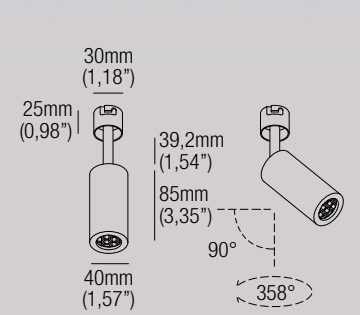
**Dim to Warm - 250mA Drivers**

- CCPRO10A-250-DW** (1..2) IP20  
Dimming: PHASE - 0-10V
- CCPRO40A-250-DW** (1..3) IP20  
Dimming: PHASE - 0-10V

# ELIJAH T10

design: Jude Allen

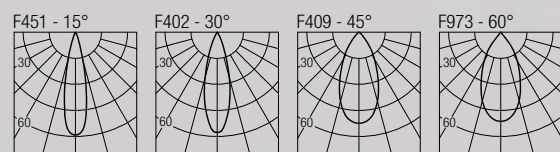
IP20 Class 2 



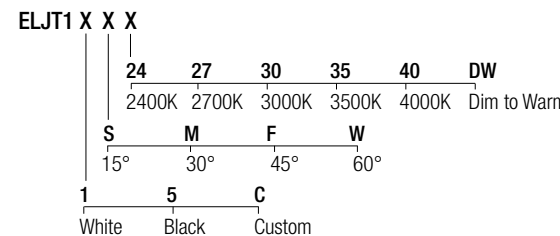
**Trimless projector**

Static White: 9W · 500mA (V<sub>i</sub> 18V) · Series wiring  
 Dim to Warm: 7,2W · 400mA (V<sub>i</sub> 18V) · Series wiring  
 CRI98 · 2-Step MacAdam

2400K	744 lm	2700K	1088 lm	3000K	1142 lm	3500K	1156 lm	4000K	1139 lm	DW	645 lm
-------	--------	-------	---------	-------	---------	-------	---------	-------	---------	----	--------



**Code Construction**



**Accessories**

- AT064R01045**  
Airtight recessed housing for insulated ceiling
- IC064R01045**  
Recessed housing for insulated ceiling
- MP-R045**  
Baseplate
- RO1045**  
T-bar baseplate
- ZQC001 White**  
Plasterboard recessing frame
- ZQC001.BMK-WH White**  
**ZQC001.BMK-BLK Black**  
**ZQC001.BMK-CU Custom**  
Backmount frame for hard surfaces

**Static White - 500mA Drivers**

- CCPRO10A-500** (1) IP20  
Dimming: PHASE - 0-10V
- CCPRO40A-500** (1..3) IP20  
Dimming: PHASE - 0-10V


**Dim to Warm - 400mA Drivers**

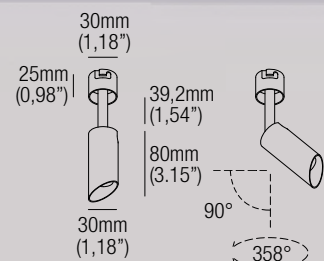
- CCPRO10A-400** (1) IP20  
Dimming: PHASE - 0-10V
- CCPRO40A-400** (1..3) IP20  
Dimming: PHASE - 0-10V



# ELO T6

design: Jude Allen

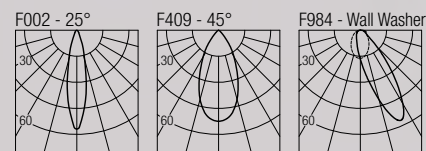
IP20 Class 2 



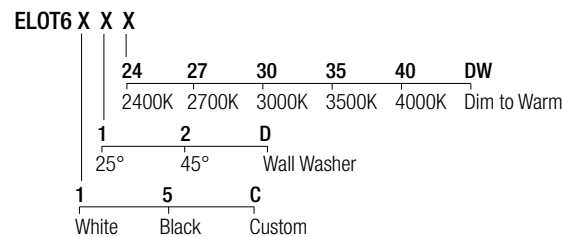
### Trimless projector

Static White: 4,5W · 500mA (V<sub>i</sub> 9V) · Series wiring  
 Dim to Warm: 4,5W · 250mA (V<sub>i</sub> 18V) · Series wiring  
 CRI98 · 2-Step MacAdam

2400K	406 lm	3500K	548 lm
2700K	517 lm	4000K	541 lm
3000K	541 lm	DW	358 lm



### Code Construction



### Accessories

- AT064R01045**  
Airtight recessed housing for insulated ceiling
- IC064R01045**  
Recessed housing for insulated ceiling
- MP-R045**  
Baseplate
- R01045**  
T-bar baseplate
- ZQC001 White**  
Plasterboard recessing frame
- ZQC001.BMK-WH White**  
**ZQC001.BMK-BLK Black**  
**ZQC001.BMK-CU Custom**  
Backmount frame for hard surfaces

### Static White - 500mA Drivers


- CCPRO10A-500** (1..2) IP20  
Dimming: PHASE - 0-10V
- CCPRO40A-500** (1..6) IP20  
Dimming: PHASE - 0-10V

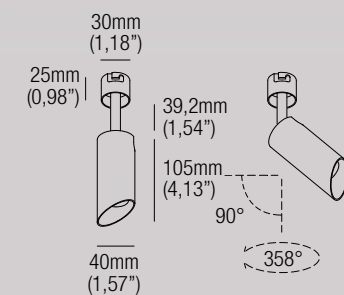
### Dim to Warm - 250mA Drivers

- CCPRO10A-250-DW** (1..2) IP20  
Dimming: PHASE - 0-10V
- CCPRO40A-250-DW** (1..3) IP20  
Dimming: PHASE - 0-10V

# ELO T10

design: Jude Allen

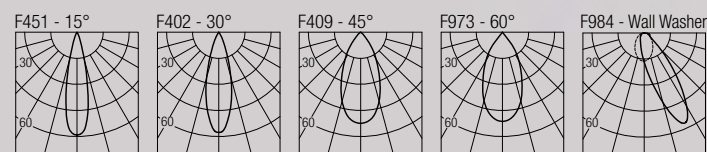
IP20 Class 2 



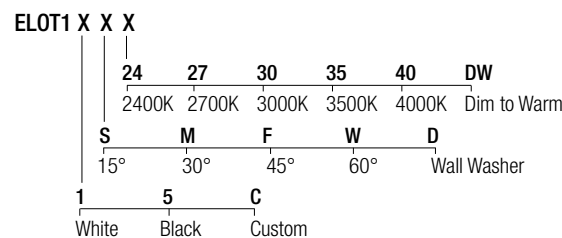
### Trimless projector

Static White: 9W · 500mA (V<sub>i</sub> 18V) · Series wiring  
 Dim to Warm: 7,2W · 400mA (V<sub>i</sub> 18V) · Series wiring  
 CRI98 · 2-Step MacAdam

2400K	744 lm	F451 - 15°
2700K	1088 lm	F402 - 30°
3000K	1142 lm	F409 - 45°
3500K	1156 lm	F973 - 60°
4000K	1139 lm	F984 - Wall Washer
DW	645 lm	



### Code Construction



### Accessories

- AT064R01045**  
Airtight recessed housing for insulated ceiling
- IC064R01045**  
Recessed housing for insulated ceiling
- MP-R045**  
Baseplate
- R01045**  
T-bar baseplate
- ZQC001 White**  
Plasterboard recessing frame
- ZQC001.BMK-WH White**  
**ZQC001.BMK-BLK Black**  
**ZQC001.BMK-CU Custom**  
Backmount frame for hard surfaces

### Static White - 500mA Drivers

- CCPRO10A-500** (1) IP20  
Dimming: PHASE - 0-10V
- CCPRO40A-500** (1..3) IP20  
Dimming: PHASE - 0-10V

### Dim to Warm - 400mA Drivers

- CCPRO10A-400** (1) IP20  
Dimming: PHASE - 0-10V
- CCPRO40A-400** (1..3) IP20  
Dimming: PHASE - 0-10V

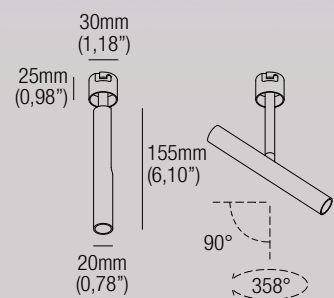
**LH02**  
Low luminance hex louvre 



# JOS T2

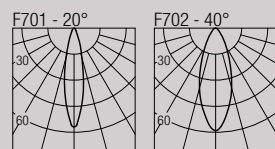
design: Roberto Mantovani

IP20 Class 2 

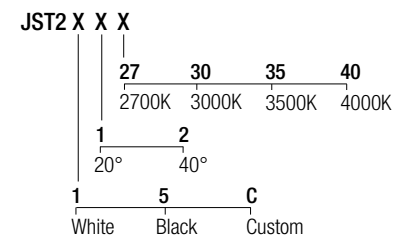


**Trimless projector**  
1,5W · 500mA (V, 2,9V) · Series wiring  
CRI90 · 3-Step MacAdam

500mA	
2700K	128 lm
3000K	133 lm
3500K	146 lm
4000K	154 lm



Code Construction



Accessories

**AT064R01045**

Airtight recessed housing for insulated ceiling

**IC064R01045**

Recessed housing for insulated ceiling

**MP-R045**

Baseplate

**RO1045**

T-bar baseplate

**ZQC001** White

Plasterboard recessing frame

**ZQC001.BMK-WH** White

**ZQC001.BMK-BLK** Black

**ZQC001.BMK-CU** Custom

Backmount frame for hard surfaces

**L001**

Low luminance hex louvre

500mA Drivers

**CCPR010A-500** (1..6) IP20

Dimming: PHASE - 0-10V

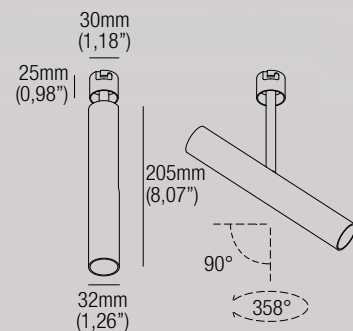
**CCPR040A-500** (1..18) IP20

Dimming: PHASE - 0-10V

# JOS T6

design: Roberto Mantovani

IP20 Class 2 



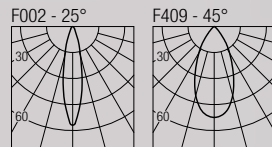
**Trimless projector**

Static White: 4,5W · 500mA (V, 9V) · Series wiring

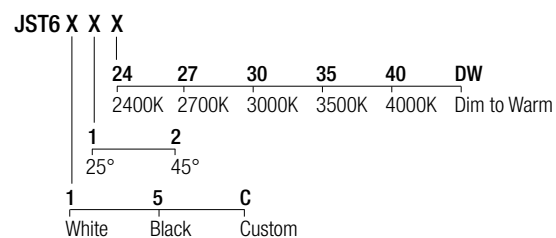
Dim to Warm: 4,5W · 250mA (V, 18V) · Series wiring

CRI98 · 2-Step MacAdam

2400K	406 lm	3500K	548 lm
2700K	517 lm	4000K	541 lm
3000K	541 lm	DW	358 lm



Code Construction



Accessories

**AT064R01045**

Airtight recessed housing for insulated ceiling

**IC064R01045**

Recessed housing for insulated ceiling

**MP-R045**

Baseplate

**RO1045**

T-bar baseplate

**ZQC001** White

Plasterboard recessing frame

**ZQC001.BMK-WH** White

**ZQC001.BMK-BLK** Black

**ZQC001.BMK-CU** Custom

Backmount frame for hard surfaces

**LJ02** (White) - **LJ02B** (Black)

Low luminance hex louvre

Static White - 500mA Drivers

**CCPR010A-500** (1..2) IP20

Dimming: PHASE - 0-10V

**CCPR040A-500** (1..6) IP20

Dimming: PHASE - 0-10V

Dim to Warm - 250mA Drivers

**CCPR010A-250-DW** (1..2) IP20

Dimming: PHASE - 0-10V


**CCPR040A-250-DW** (1..3) IP20

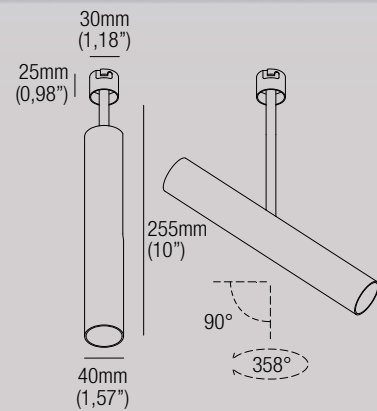
Dimming: PHASE - 0-10V



# JOS T10

design: Roberto Mantovani

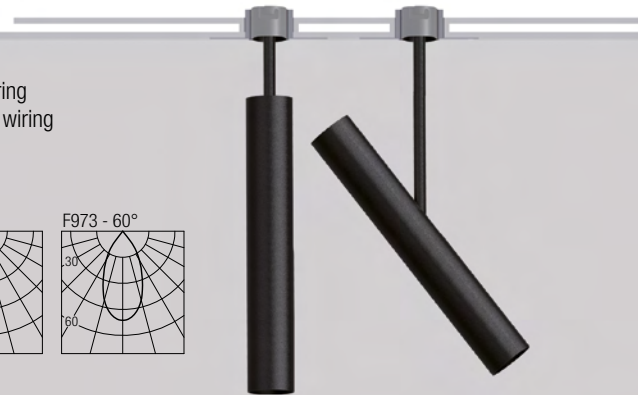
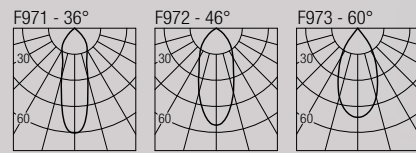
IP20 Class 2 



### Trimless projector


Static White: 9W · 500mA (V<sub>i</sub> 18V) · Series wiring  
Dim to Warm: 7,2W · 400mA (V<sub>i</sub> 18V) · Series wiring  
CRI98 · 2-Step MacAdam

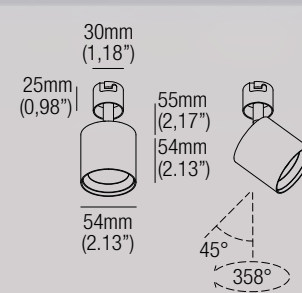
2400K	728 lm
2700K	1064 lm
3000K	1116 lm
3500K	1130 lm
4000K	1114 lm
DW	630 lm



# TEDDY T10

design: Jude Allen

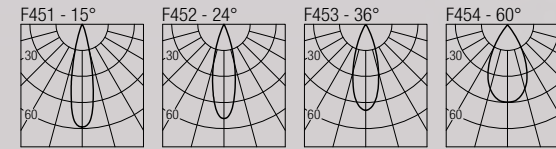
IP20 Class 2 



### Trimless projector

Static White: 9W · 500mA (V<sub>i</sub> 18V) · Series wiring  
Dim to Warm: 7,2W · 400mA (V<sub>i</sub> 18V) · Series wiring  
CRI98 · 2-Step MacAdam

2400K	770 lm
2700K	1125 lm
3000K	1180 lm
3500K	1195 lm
4000K	1178 lm
DW	667 lm

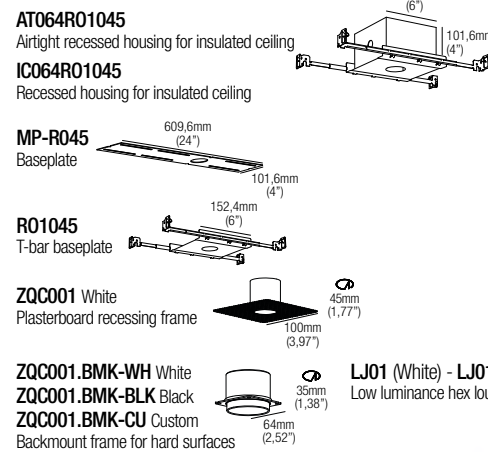


### Code Construction

**JST1 X X X**

S	M	W			
36°	46°	60°			
24	27	30	35	40	DW
2400K	2700K	3000K	3500K	4000K	Dim to Warm
1	5	C			
White	Black	Custom			

### Accessories



### Static White - 500mA Drivers


**CCPRO10A-500** (1) IP20  
Dimming: PHASE - 0-10V  
**CCPRO40A-500** (1..3) IP20  
Dimming: PHASE - 0-10V

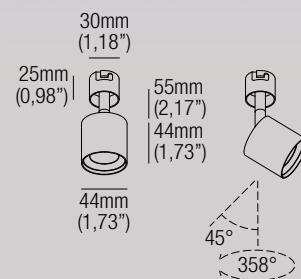
### Dim to Warm - 400mA Drivers

**CCPRO10A-400** (1) IP20  
Dimming: PHASE - 0-10V  
**CCPRO40A-400** (1..3) IP20  
Dimming: PHASE - 0-10V

# TEDDY T6

design: Jude Allen

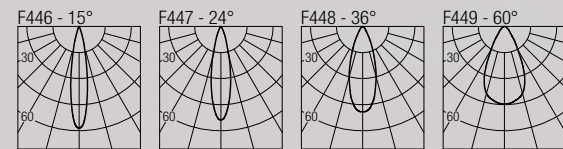
IP20 Class 2 



### Trimless projector

Static White: 4,5W · 500mA (V<sub>i</sub> 9V) · Series wiring  
Dim to Warm: 4,5W · 250mA (V<sub>i</sub> 18V) · Series wiring  
CRI98 · 2-Step MacAdam

2400K	434 lm
2700K	553 lm
3000K	579 lm
3500K	586 lm
4000K	579 lm
DW	383 lm

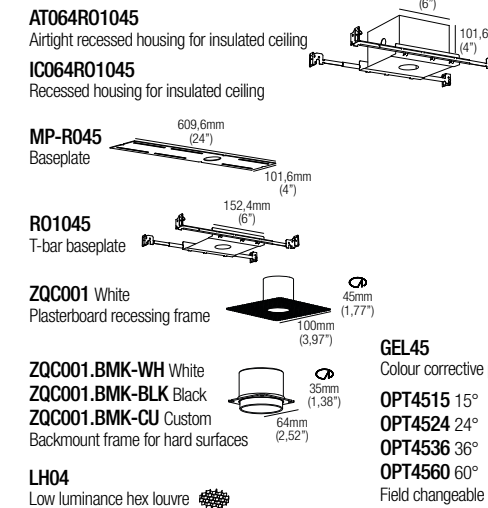


### Code Construction

**TYT1 X X X**

24	27	30	35	40	DW
2400K	2700K	3000K	3500K	4000K	Dim to Warm
1	2	3	4		
15°	24°	36°	60°		
1	5	C			
White	Black	Custom			

### Accessories



### Static White - 500mA Drivers

**CCPRO10A-500** (1) IP20  
Dimming: PHASE - 0-10V  
**CCPRO40A-500** (1..3) IP20  
Dimming: PHASE - 0-10V

### Dim to Warm - 400mA Drivers

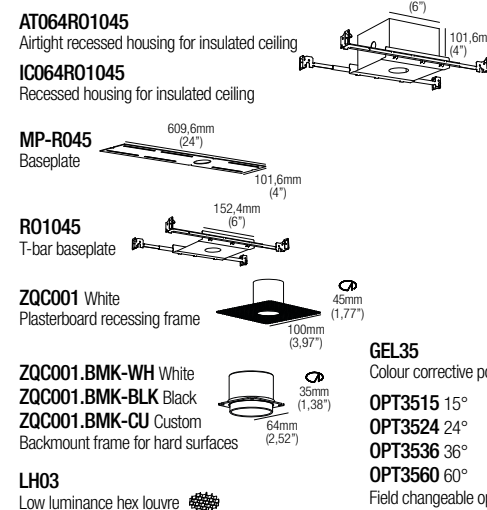
**CCPRO10A-400** (1) IP20  
Dimming: PHASE - 0-10V  
**CCPRO40A-400** (1..3) IP20  
Dimming: PHASE - 0-10V

### Code Construction

**TYT6 X X X**

24	27	30	35	40	DW
2400K	2700K	3000K	3500K	4000K	Dim to Warm
1	2	3	4		
15°	24°	36°	60°		
1	5	C			
White	Black	Custom			

### Accessories



### Static White - 500mA Drivers

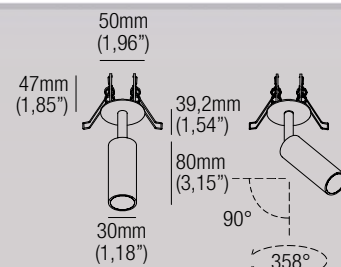
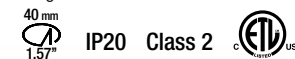
**CCPRO10A-500** (1..2) IP20  
Dimming: PHASE - 0-10V  
**CCPRO40A-500** (1..6) IP20  
Dimming: PHASE - 0-10V

### Dim to Warm - 250mA Drivers

**CCPRO10A-250-DW** (1..2) IP20  
Dimming: PHASE - 0-10V  
**CCPRO40A-250-DW** (1..3) IP20  
Dimming: PHASE - 0-10V

# ELIA R6


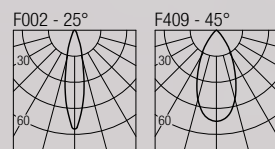
design: Jude Allen



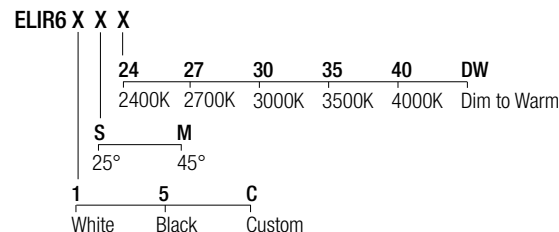
## Semi-recessed projector

Static White: 4,5W · 500mA (V<sub>i</sub> 9V) · Series wiring  
 Dim to Warm: 4,5W · 250mA (V<sub>i</sub> 18V) · Series wiring  
 CRI98 · 2-Step MacAdam

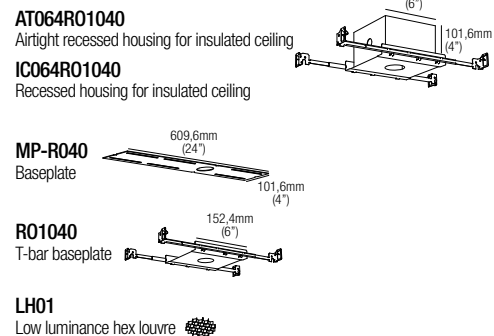
2400K	406 lm	3500K	548 lm
2700K	517 lm	4000K	541 lm
3000K	541 lm	DW	358 lm



### Code Construction



### Accessories



### Static White - 500mA Drivers

**CCPRO10A-500** (1..2) IP20  
Dimming: PHASE - 0-10V

**CCPRO40A-500** (1..6) IP20  
Dimming: PHASE - 0-10V

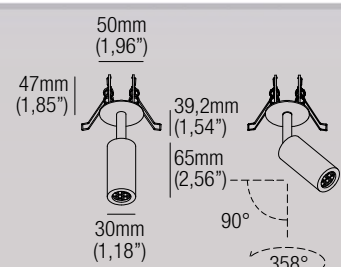
**Dim to Warm - 250mA Drivers**

**CCPRO10A-250-DW** (1..2) IP20  
Dimming: PHASE - 0-10V

**CCPRO40A-250-DW** (1..3) IP20  
Dimming: PHASE - 0-10V

# ELIJAH R6


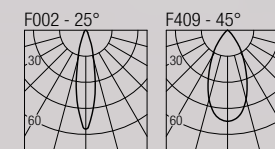
design: Jude Allen



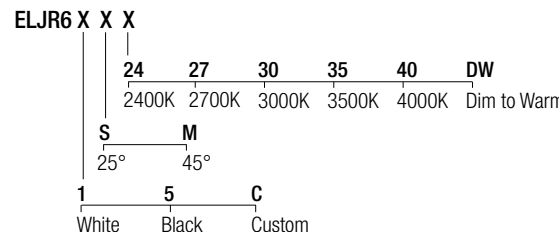
## Semi-recessed projector

Static White: 4,5W · 500mA (V<sub>i</sub> 9V) · Series wiring  
 Dim to Warm: 4,5W · 250mA (V<sub>i</sub> 18V) · Series wiring  
 CRI98 · 2-Step MacAdam

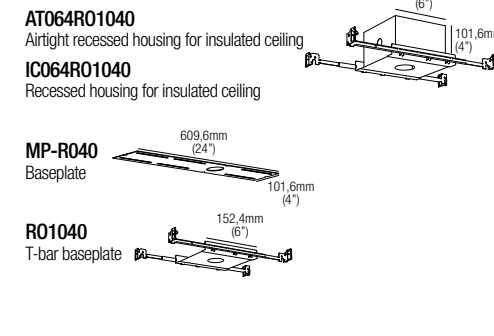
2400K	406 lm	3500K	548 lm
2700K	517 lm	4000K	541 lm
3000K	541 lm	DW	358 lm



### Code Construction



### Accessories



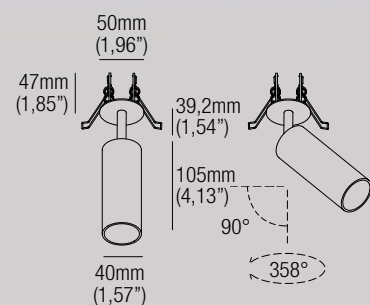
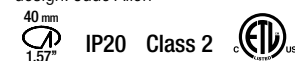
### Static White - 500mA Drivers

**CCPRO10A-500** (1..2) IP20  
Dimming: PHASE - 0-10V

**CCPRO40A-500** (1..6) IP20  
Dimming: PHASE - 0-10V

# ELIA R10

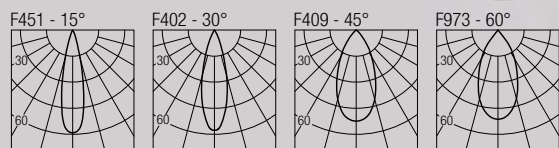
design: Jude Allen



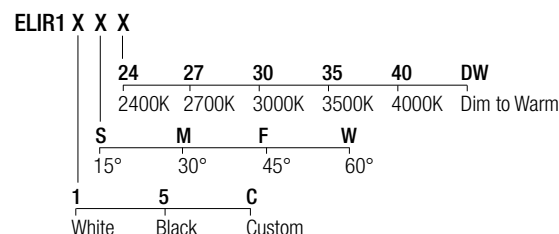
## Semi-recessed projector

Static White: 9W · 500mA (V<sub>i</sub> 18V) · Series wiring  
 Dim to Warm: 7,2W · 400mA (V<sub>i</sub> 18V) · Series wiring  
 CRI98 · 2-Step MacAdam

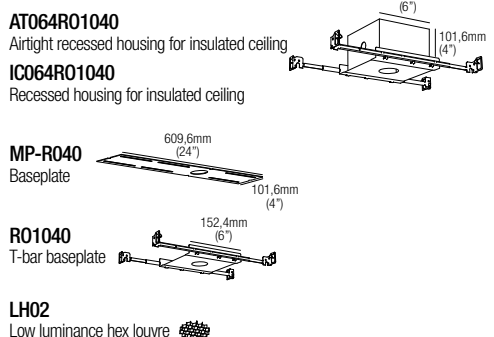
2400K	744 lm	F451 - 15°
2700K	1088 lm	F402 - 30°
3000K	1142 lm	F409 - 45°
3500K	1156 lm	F973 - 60°
4000K	1139 lm	
DW	645 lm	



### Code Construction



### Accessories



### Static White - 500mA Drivers

**CCPRO10A-500** (1) IP20  
Dimming: PHASE - 0-10V

**CCPRO40A-500** (1..3) IP20  
Dimming: PHASE - 0-10V

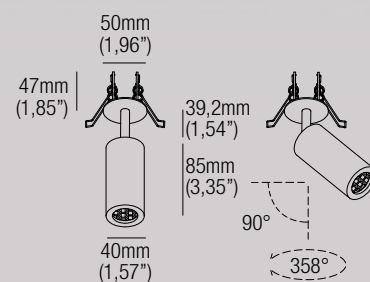
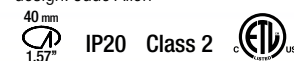
**Dim to Warm - 400mA Drivers**

**CCPRO10A-400** (1) IP20  
Dimming: PHASE - 0-10V

**CCPRO40A-400** (1..3) IP20  
Dimming: PHASE - 0-10V

# ELIJAH R10

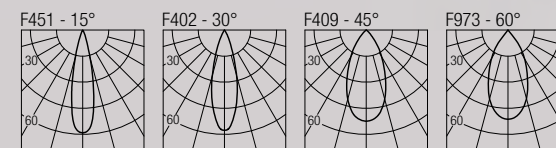
design: Jude Allen



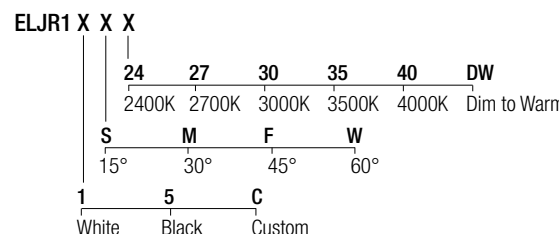
## Semi-recessed projector

Static White: 9W · 500mA (V<sub>i</sub> 18V) · Series wiring  
 Dim to Warm: 7,2W · 400mA (V<sub>i</sub> 18V) · Series wiring  
 CRI98 · 2-Step MacAdam

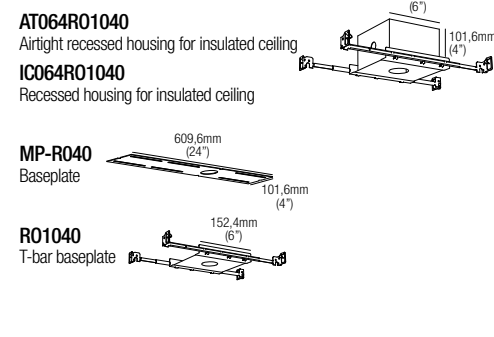
2400K	744 lm	F451 - 15°
2700K	1088 lm	F402 - 30°
3000K	1142 lm	F409 - 45°
3500K	1156 lm	F973 - 60°
4000K	1139 lm	
DW	645 lm	



### Code Construction



### Accessories



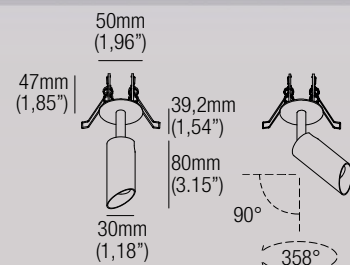
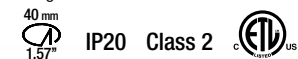
### Static White - 500mA Drivers

**CCPRO10A-500** (1) IP20  
Dimming: PHASE - 0-10V

**CCPRO40A-500** (1..3) IP20  
Dimming: PHASE - 0-10V

# ELO R6

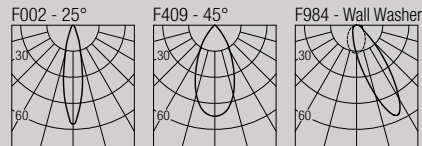
design: Jude Allen



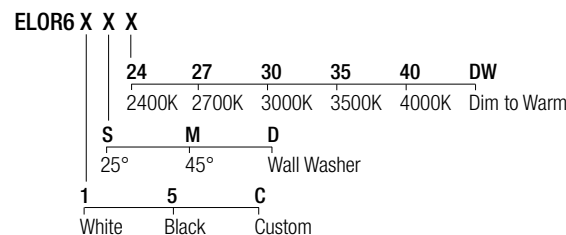
## Semi-recessed projector

Static White: 4,5W · 500mA (V<sub>i</sub> 9V) · Series wiring  
Dim to Warm: 4,5W · 250mA (V<sub>i</sub> 18V) · Series wiring  
CRI98 · 2-Step MacAdam

2400K	406 lm	3500K	548 lm
2700K	517 lm	4000K	541 lm
3000K	541 lm	DW	358 lm



## Code Construction



## Accessories

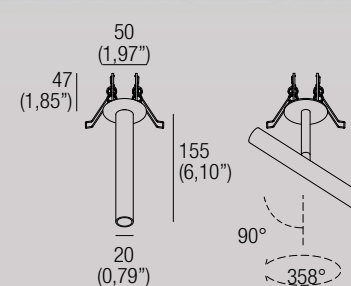

- AT064R01040**  
Airtight recessed housing for insulated ceiling
- IC064R01040**  
Recessed housing for insulated ceiling
- MP-R040**  
Baseplate
- R01040**  
T-bar baseplate
- LH01**  
Low luminance hex louvre

## Static White - 500mA Drivers

- CCPRO10A-500** (1..2) IP20  
Dimming: PHASE - 0-10V
- CCPRO40A-500** (1..6) IP20  
Dimming: PHASE - 0-10V
- Dim to Warm - 250mA Drivers**
- CCPRO10A-250-DW** (1..2) IP20  
Dimming: PHASE - 0-10V
- CCPRO40A-250-DW** (1..3) IP20  
Dimming: PHASE - 0-10V

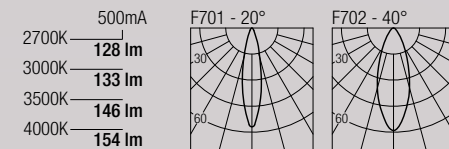
# JOS R2

design: Roberto Mantovani

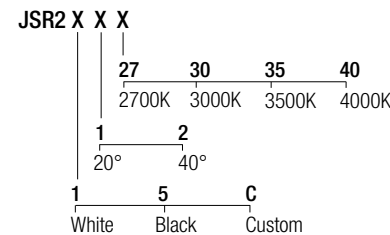


## Semi-recessed projector

1,5W · 500mA (V<sub>i</sub> 2,9V) · Series wiring  
CRI90 · 3-Step MacAdam



## Code Construction



## Accessories

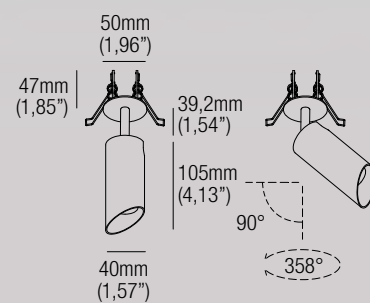
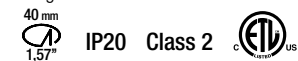
- AT064R01040**  
Airtight recessed housing for insulated ceiling
- IC064R01040**  
Recessed housing for insulated ceiling
- MP-R040**  
Baseplate
- R01040**  
T-bar baseplate
- L001**  
Low luminance hex louvre

## 500mA Drivers

- CCPRO10A-500** (1..6) IP20  
Dimming: PHASE - 0-10V
- CCPRO40A-500** (1..18) IP20  
Dimming: PHASE - 0-10V

# ELO R10


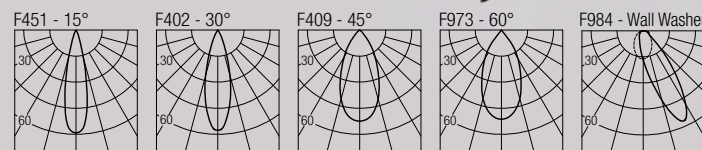
design: Jude Allen



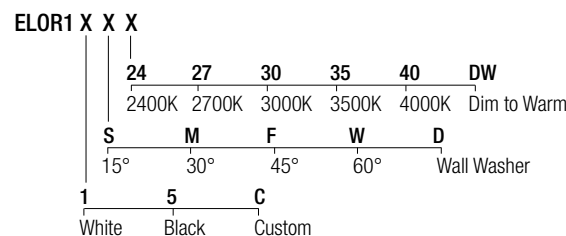
## Semi-recessed projector

Static White: 9W · 500mA (V<sub>i</sub> 18V) · Series wiring  
Dim to Warm: 7,2W · 400mA (V<sub>i</sub> 18V) · Series wiring  
CRI98 · 2-Step MacAdam

2400K	744 lm
2700K	1088 lm
3000K	1142 lm
3500K	1156 lm
4000K	1139 lm
DW	645 lm



## Code Construction



## Accessories

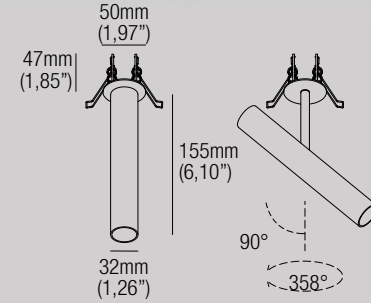

- AT064R01040**  
Airtight recessed housing for insulated ceiling
- IC064R01040**  
Recessed housing for insulated ceiling
- MP-R040**  
Baseplate
- R01040**  
T-bar baseplate
- LH02**  
Low luminance hex louvre

## Static White - 500mA Drivers

- CCPRO10A-500** (1) IP20  
Dimming: PHASE - 0-10V
- CCPRO40A-500** (1..3) IP20  
Dimming: PHASE - 0-10V
- Dim to Warm - 400mA Drivers**
- CCPRO10A-400** (1) IP20  
Dimming: PHASE - 0-10V
- CCPRO40A-400** (1..3) IP20  
Dimming: PHASE - 0-10V

# JOS R6

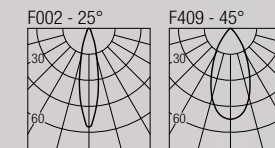
design: Roberto Mantovani



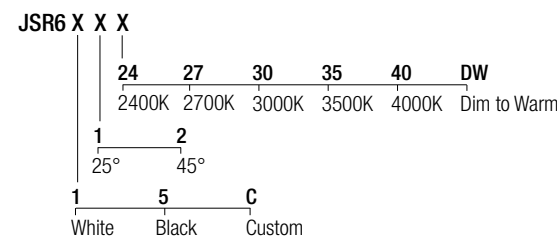
## Semi-recessed projector

Static White: 4,5W · 500mA (V<sub>i</sub> 9V) · Series wiring  
Dim to Warm: 4,5W · 250mA (V<sub>i</sub> 18V) · Series wiring  
CRI98 · 2-Step MacAdam

2400K	406 lm	3500K	548 lm
2700K	517 lm	4000K	541 lm
3000K	541 lm	DW	358 lm



## Code Construction



## Accessories

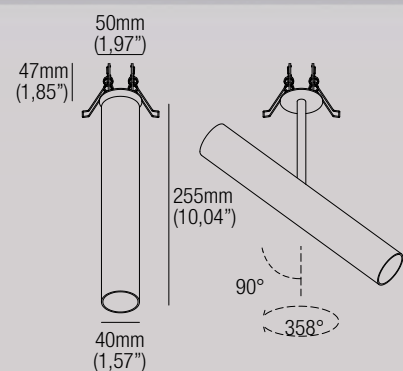
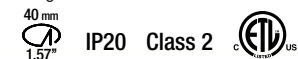
- AT064R01040**  
Airtight recessed housing for insulated ceiling
- IC064R01040**  
Recessed housing for insulated ceiling
- MP-R040**  
Baseplate
- R01040**  
T-bar baseplate
- LJ02 (White) - LJ02B (Black)**  
Low luminance hex louvre

## Static White - 500mA Drivers

- CCPRO10A-500** (1..2) IP20  
Dimming: PHASE - 0-10V
- CCPRO40A-500** (1..6) IP20  
Dimming: PHASE - 0-10V
- Dim to Warm - 250mA Drivers**
- CCPRO10A-250-DW** (1..2) IP20  
Dimming: PHASE - 0-10V
- CCPRO40A-250-DW** (1..3) IP20  
Dimming: PHASE - 0-10V

# JOS R10

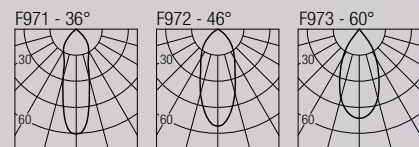
design: Roberto Mantovani



## Semi-recessed projector

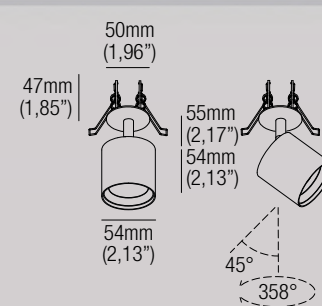

Static White: 9W · 500mA (V<sub>i</sub> 18V) · Series wiring  
 Dim to Warm: 7,2W · 400mA (V<sub>i</sub> 18V) · Series wiring  
 CRI98 · 2-Step MacAdam

2400K	728 lm
2700K	1064 lm
3000K	1116 lm
3500K	1130 lm
4000K	1114 lm
DW	630 lm



# TEDDY R10


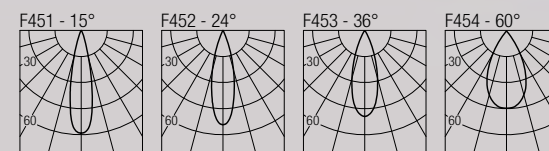
design: Jude Allen



## Semi-recessed projector

Static White: 9W · 500mA (V<sub>i</sub> 18V) · Series wiring  
 Dim to Warm: 7,2W · 400mA (V<sub>i</sub> 18V) · Series wiring  
 CRI98 · 2-Step MacAdam

2400K	770 lm
2700K	1125 lm
3000K	1180 lm
3500K	1195 lm
4000K	1178 lm
DW	667 lm



### Code Construction

**JSR1 X X X**

S	M	W				
36°	46°	60°				
24	27	30	35	40	DW	
2400K	2700K	3000K	3500K	4000K	Dim to Warm	
1	5	C				
White	Black	Custom				

### Accessories

- AT064R01040**  
Airtight recessed housing for insulated ceiling
- IC064R01040**  
Recessed housing for insulated ceiling
- MP-R040**  
Baseplate
- R01040**  
T-bar baseplate
- LJ01 (White) - LJ01B (Black)**  
Low luminance hex louvre

### Static White - 500mA Drivers

- CCPRO10A-500 (1) IP20**  
Dimming: PHASE - 0-10V
- CCPRO40A-500 (1..3) IP20**  
Dimming: PHASE - 0-10V
- Dim to Warm - 400mA Drivers**
- CCPRO10A-400 (1) IP20**  
Dimming: PHASE - 0-10V
- CCPRO40A-400 (1..3) IP20**  
Dimming: PHASE - 0-10V

### Code Construction

**TYR1 X X X**

24	27	30	35	40	DW
2400K	2700K	3000K	3500K	4000K	Dim to Warm
1	2	3	4		
15°	24°	36°	60°		
1	5	C			
White	Black	Custom			

### Accessories

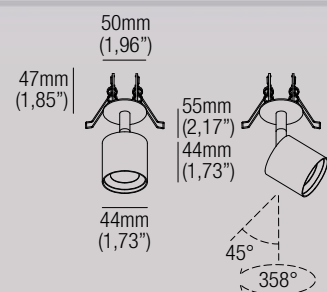
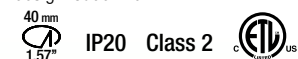
- AT064R01040**  
Airtight recessed housing for insulated ceiling
- IC064R01040**  
Recessed housing for insulated ceiling
- MP-R040**  
Baseplate
- R01040**  
T-bar baseplate
- LH04**  
Low luminance hex louvre
- GEL45**  
Colour corrective poly gel, consult with factory
- OPT4515 15°**
- OPT4524 24°**
- OPT4536 36°**
- OPT4560 60°**  
Field changeable optic

### Static White - 500mA Drivers

- CCPRO10A-500 (1) IP20**  
Dimming: PHASE - 0-10V
- CCPRO40A-500 (1..3) IP20**  
Dimming: PHASE - 0-10V
- Dim to Warm - 400mA Drivers**
- CCPRO10A-400 (1) IP20**  
Dimming: PHASE - 0-10V
- CCPRO40A-400 (1..3) IP20**  
Dimming: PHASE - 0-10V

# TEDDY R6

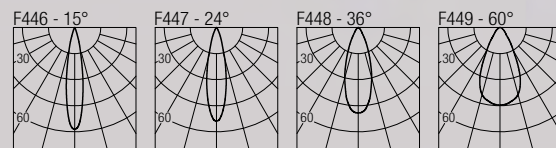
design: Jude Allen



## Semi-recessed projector

Static White: 4,5W · 500mA (V<sub>i</sub> 9V) · Series wiring  
 Dim to Warm: 4,5W · 250mA (V<sub>i</sub> 18V) · Series wiring  
 CRI98 · 2-Step MacAdam

2400K	434 lm	3500K	586 lm
2700K	553 lm	4000K	579 lm
3000K	579 lm	DW	383 lm



### Code Construction

**TYR6 X X X**

24	27	30	35	40	DW
2400K	2700K	3000K	3500K	4000K	Dim to Warm
1	2	3	4		
15°	24°	36°	60°		
1	5	C			
White	Black	Custom			

### Accessories

- AT064R01040**  
Airtight recessed housing for insulated ceiling
- IC064R01040**  
Recessed housing for insulated ceiling
- MP-R040**  
Baseplate
- R01040**  
T-bar baseplate
- LH03**  
Low luminance hex louvre
- GEL35**  
Colour corrective poly gel, consult with factory
- OPT3515 15°**
- OPT3524 24°**
- OPT3536 36°**
- OPT3560 60°**  
Field changeable optic

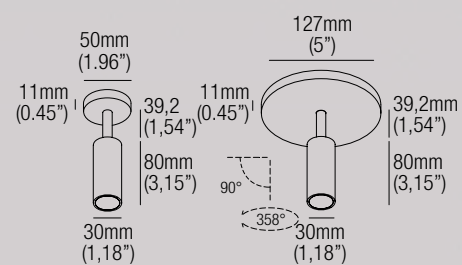
### Static White - 500mA Drivers

- CCPRO10A-500 (1..2) IP20**  
Dimming: PHASE - 0-10V
- CCPRO40A-500 (1..6) IP20**  
Dimming: PHASE - 0-10V
- Dim to Warm - 250mA Drivers**
- CCPRO10A-250-DW (1..2) IP20**  
Dimming: PHASE - 0-10V
- CCPRO40A-250-DW (1..3) IP20**  
Dimming: PHASE - 0-10V

# ELIA S6

design: Jude Allen

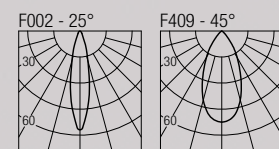
IP20 Class 2 



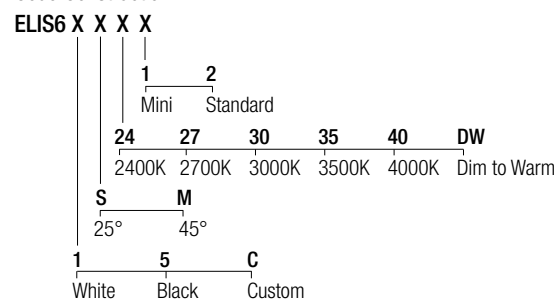
### Surface projector

Static White: 4,5W · 500mA (V<sub>i</sub> 9V) · Series wiring  
 Dim to Warm: 4,5W · 250mA (V<sub>i</sub> 18V) · Series wiring  
 CRI98 · 2-Step MacAdam


2400K	406 lm	3500K	548 lm
2700K	517 lm	4000K	541 lm
3000K	541 lm	DW	358 lm



### Code Construction



### Accessories

**LH01**  
 Low luminance hex louvre 

### Static White - 500mA Drivers

**CCPRO10A-500** (1..2) IP20  
 Dimming: PHASE - 0-10V  
**CCPRO40A-500** (1..6) IP20  
 Dimming: PHASE - 0-10V

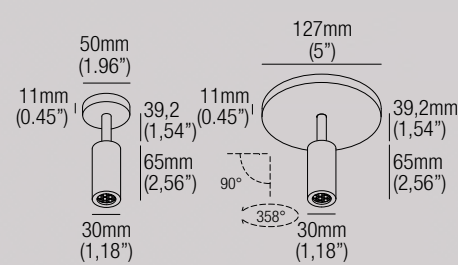
### Dim to Warm - 250mA Drivers

**CCPRO10A-250-DW** (1..2) IP20  
 Dimming: PHASE - 0-10V  
**CCPRO40A-250-DW** (1..3) IP20  
 Dimming: PHASE - 0-10V

# ELIJAH S6

design: Jude Allen

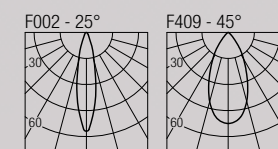
IP20 Class 2 



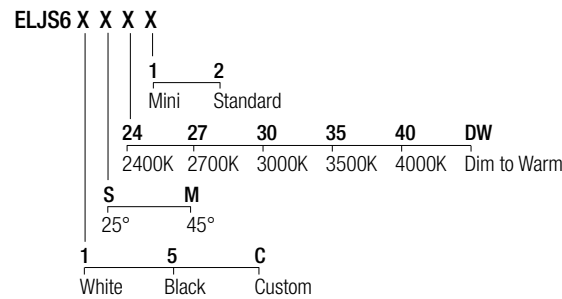
### Surface projector

Static White: 4,5W · 500mA (V<sub>i</sub> 9V) · Series wiring  
 Dim to Warm: 4,5W · 250mA (V<sub>i</sub> 18V) · Series wiring  
 CRI98 · 2-Step MacAdam

2400K	406 lm	3500K	548 lm
2700K	517 lm	4000K	541 lm
3000K	541 lm	DW	358 lm



### Code Construction



### Static White - 500mA Drivers

**CCPRO10A-500** (1..2) IP20  
 Dimming: PHASE - 0-10V  
**CCPRO40A-500** (1..6) IP20  
 Dimming: PHASE - 0-10V

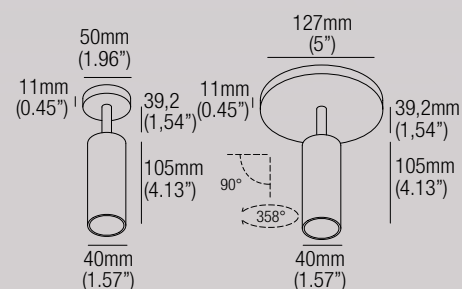
### Dim to Warm - 250mA Drivers

**CCPRO10A-250-DW** (1..2) IP20  
 Dimming: PHASE - 0-10V  
**CCPRO40A-250-DW** (1..3) IP20  
 Dimming: PHASE - 0-10V

# ELIA S10

design: Jude Allen

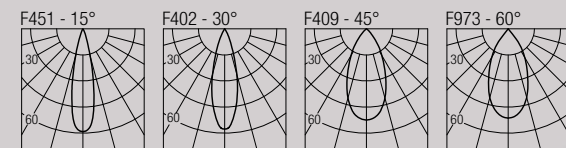
IP20 Class 2 



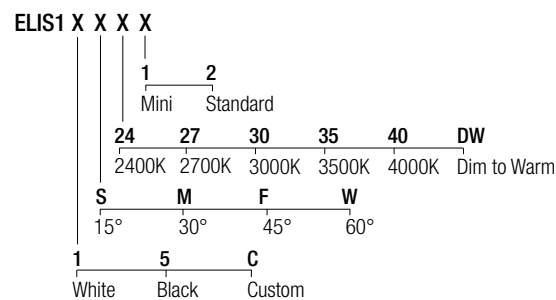
### Surface projector

Static White: 9W · 500mA (V<sub>i</sub> 18V) · Series wiring  
 Dim to Warm: 7,2W · 400mA (V<sub>i</sub> 18V) · Series wiring  
 CRI98 · 2-Step MacAdam


2400K	744 lm	3500K	1156 lm
2700K	1088 lm	4000K	1139 lm
3000K	1142 lm	DW	645 lm



### Code Construction



### Accessories

**LH02**  
 Low luminance hex louvre 

### Static White - 500mA Drivers

**CCPRO10A-500** (1) IP20  
 Dimming: PHASE - 0-10V  
**CCPRO40A-500** (1..3) IP20  
 Dimming: PHASE - 0-10V

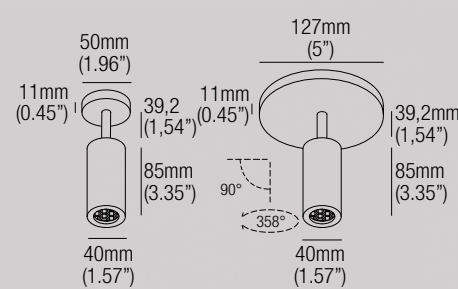
### Dim to Warm - 400mA Drivers

**CCPRO10A-400** (1) IP20  
 Dimming: PHASE - 0-10V  
**CCPRO40A-400** (1..3) IP20  
 Dimming: PHASE - 0-10V

# ELIJAH S10

design: Jude Allen

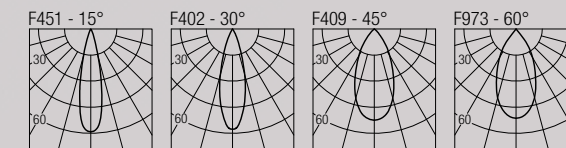
IP20 Class 2 



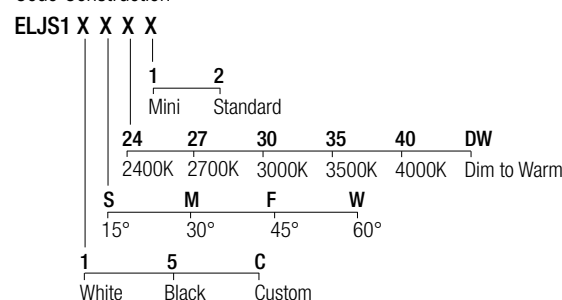
### Surface projector

Static White: 9W · 500mA (V<sub>i</sub> 18V) · Series wiring  
 Dim to Warm: 7,2W · 400mA (V<sub>i</sub> 18V) · Series wiring  
 CRI98 · 2-Step MacAdam

2400K	744 lm	3500K	1156 lm
2700K	1088 lm	4000K	1139 lm
3000K	1142 lm	DW	645 lm



### Code Construction



### Static White - 500mA Drivers


**CCPRO10A-500** (1) IP20  
 Dimming: PHASE - 0-10V  
**CCPRO40A-500** (1..3) IP20  
 Dimming: PHASE - 0-10V

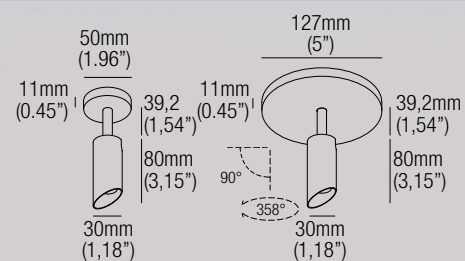
### Dim to Warm - 400mA Drivers

**CCPRO10A-400** (1) IP20  
 Dimming: PHASE - 0-10V  
**CCPRO40A-400** (1..3) IP20  
 Dimming: PHASE - 0-10V

# ELO S6

design: Jude Allen

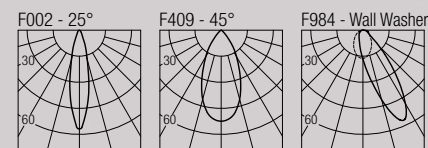
IP20 Class 2 



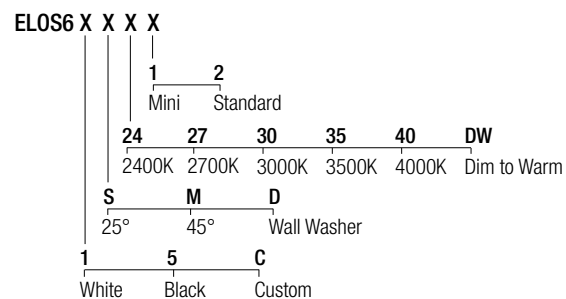
## Surface projector

Static White: 4,5W · 500mA (V<sub>i</sub> 9V) · Series wiring  
Dim to Warm: 4,5W · 250mA (V<sub>i</sub> 18V) · Series wiring  
CRI98 · 2-Step MacAdam

2400K	406 lm	3500K	548 lm
2700K	517 lm	4000K	541 lm
3000K	541 lm	DW	358 lm



## Code Construction



## Accessories

**LH01**  
Low luminance hex louvre 

## Static White - 500mA Drivers


**CCPRO10A-500** (1..2) IP20  
Dimming: PHASE - 0-10V  
**CCPRO40A-500** (1..6) IP20  
Dimming: PHASE - 0-10V

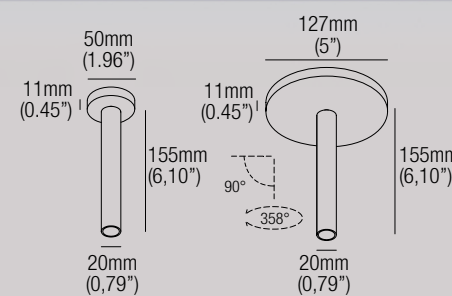
## Dim to Warm - 250mA Drivers

**CCPRO10A-250-DW** (1..2) IP20  
Dimming: PHASE - 0-10V  
**CCPRO40A-250-DW** (1..3) IP20  
Dimming: PHASE - 0-10V

# JOS S2

design: Roberto Mantovani

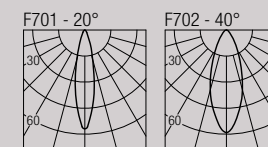
IP20 Class 2 



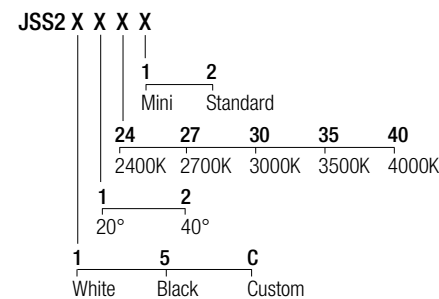
## Surface projector

1,5W · 500mA (V<sub>i</sub> 2,9V) · Series wiring  
CRI90 · 3-Step MacAdam

2700K	128 lm	500mA
3000K	133 lm	
3500K	146 lm	
4000K	154 lm	



## Code Construction



## Accessories


**L001**  
Low luminance hex louvre 

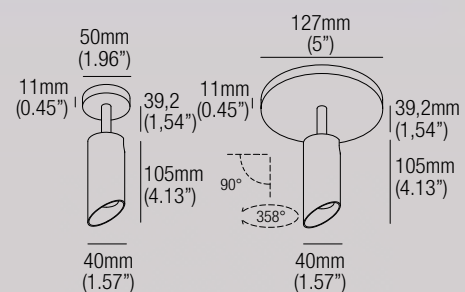
## 500mA Drivers

**CCPRO10A-500** (1..6) IP20  
Dimming: PHASE - 0-10V  
**CCPRO40A-500** (1..18) IP20  
Dimming: PHASE - 0-10V

# ELO S10

design: Jude Allen

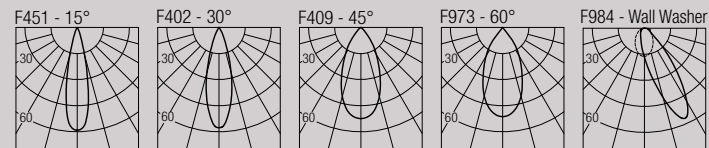
IP20 Class 2 



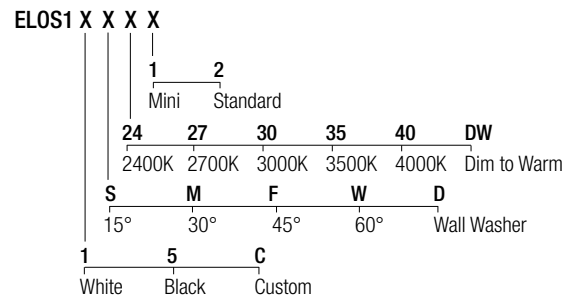
## Surface projector

Static White: 9W · 500mA (V<sub>i</sub> 18V) · Series wiring  
Dim to Warm: 7,2W · 400mA (V<sub>i</sub> 18V) · Series wiring  
CRI98 · 2-Step MacAdam


2400K	744 lm	3500K	1156 lm
2700K	1088 lm	4000K	1139 lm
3000K	1142 lm	DW	645 lm



## Code Construction



## Accessories

**LH02**  
Low luminance hex louvre 

## Static White - 500mA Drivers


**CCPRO10A-500** (1) IP20  
Dimming: PHASE - 0-10V  
**CCPRO40A-500** (1..3) IP20  
Dimming: PHASE - 0-10V

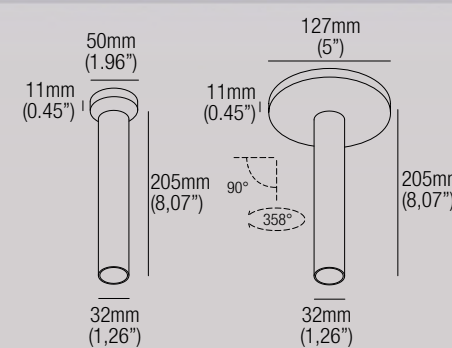
## Dim to Warm - 400mA Drivers

**CCPRO10A-400** (1) IP20  
Dimming: PHASE - 0-10V  
**CCPRO40A-400** (1..3) IP20  
Dimming: PHASE - 0-10V

# JOS S6

design: Roberto Mantovani

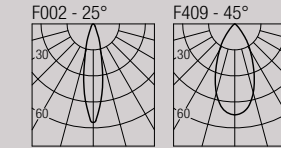
IP20 Class 2 



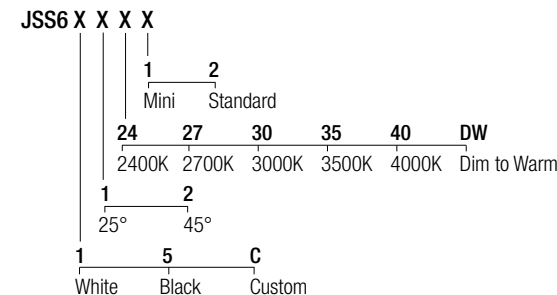
## Surface projector

Static White: 4,5W · 500mA (V<sub>i</sub> 9V) · Series wiring  
Dim to Warm: 4,5W · 250mA (V<sub>i</sub> 18V) · Series wiring  
CRI98 · 2-Step MacAdam


2400K	406 lm	3500K	548 lm
2700K	517 lm	4000K	541 lm
3000K	541 lm	DW	358 lm



## Code Construction



## Accessories

**LJ02** (White) - **LJ02B** (Black)  
Low luminance hex louvre 

## Static White - 500mA Drivers

**CCPRO10A-500** (1..2) IP20  
Dimming: PHASE - 0-10V  
**CCPRO40A-500** (1..6) IP20  
Dimming: PHASE - 0-10V


## Dim to Warm - 250mA Drivers

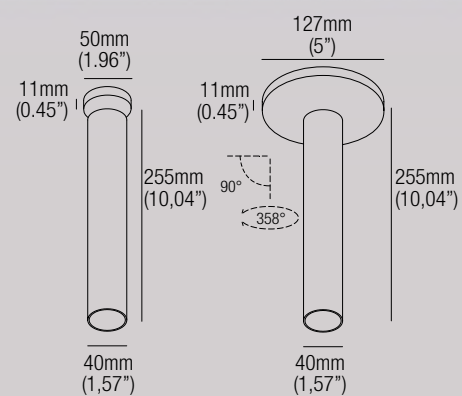
**CCPRO10A-250-DW** (1..2) IP20  
Dimming: PHASE - 0-10V  
**CCPRO40A-250-DW** (1..3) IP20  
Dimming: PHASE - 0-10V



# JOS S10

design: Roberto Mantovani

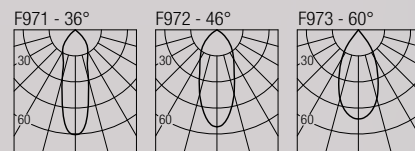
IP20 Class 2 



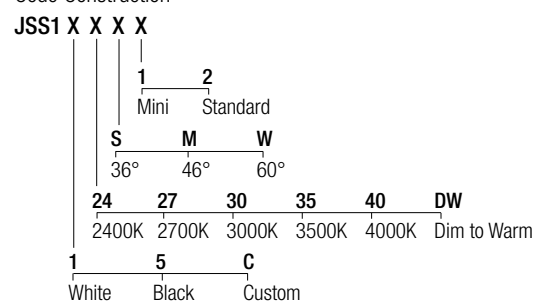
### Surface projector

Static White: 9W · 500mA (V<sub>i</sub> 18V) · Series wiring  
 Dim to Warm: 7,2W · 400mA (V<sub>i</sub> 18V) · Series wiring  
 CRI98 · 2-Step MacAdam


2400K	728 lm
2700K	1064 lm
3000K	1116 lm
3500K	1130 lm
4000K	1114 lm
DW	630 lm



### Code Construction



### Accessories

LJ01 (White) - LJ01B (Black)  
 Low luminance hex louvre 

### Static White - 500mA Drivers


CCPRO10A-500 (1) IP20  
 Dimming: PHASE - 0-10V  
 CCPRO40A-500 (1..3) IP20  
 Dimming: PHASE - 0-10V

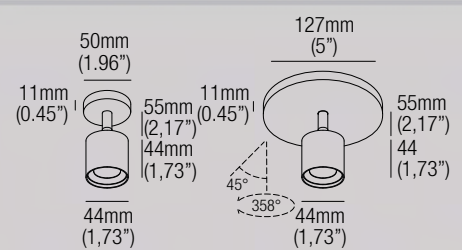
### Dim to Warm - 400mA Drivers

CCPRO10A-400 (1) IP20  
 Dimming: PHASE - 0-10V  
 CCPRO40A-400 (1..3) IP20  
 Dimming: PHASE - 0-10V

# TEDDY S6

design: Jude Allen

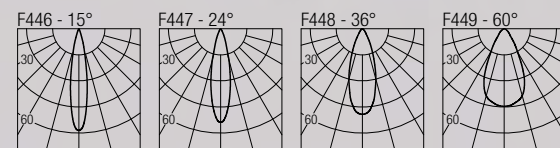
IP20 Class 2 



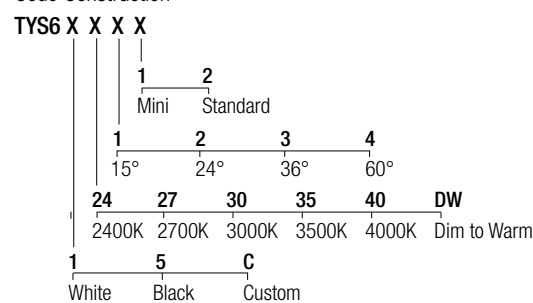
### Surface projector

Static White: 4,5W · 500mA (V<sub>i</sub> 9V) · Series wiring  
 Dim to Warm: 4,5W · 250mA (V<sub>i</sub> 18V) · Series wiring  
 CRI98 · 2-Step MacAdam




2400K	434 lm	3500K	586 lm
2700K	553 lm	4000K	579 lm
3000K	579 lm	DW	383 lm



### Code Construction



### Accessories

LH03  
 Low luminance hex louvre   
 GEL35  
 Colour corrective poly gel, consult with factory   
 OPT3515 15°  
 OPT3524 24°  
 OPT3536 36°  
 OPT3560 60°  
 Field changeable optic 

### Static White - 500mA Drivers

CCPRO10A-500 (1..2) IP20  
 Dimming: PHASE - 0-10V  
 CCPRO40A-500 (1..6) IP20  
 Dimming: PHASE - 0-10V

### Dim to Warm - 250mA Drivers

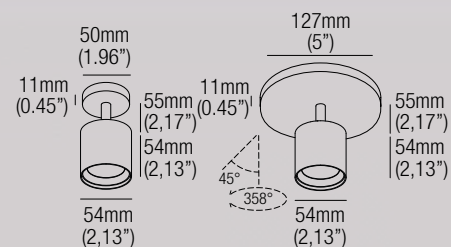
CCPRO10A-250-DW (1..2) IP20  
 Dimming: PHASE - 0-10V  
 CCPRO40A-250-DW (1..3) IP20  
 Dimming: PHASE - 0-10V



# TEDDY S10

design: Jude Allen

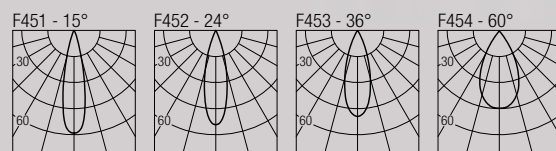
IP20 Class 2 



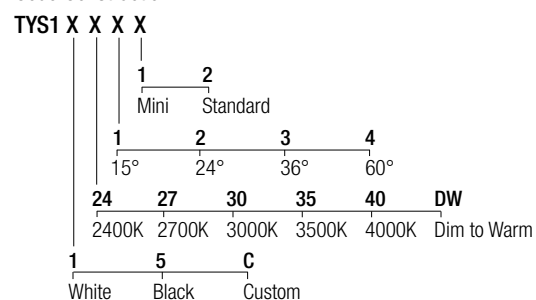
**Surface projector**

Static White: 9W · 500mA (V, 18V) · Series wiring  
 Dim to Warm: 7,2W · 400mA (V, 18V) · Series wiring  
 CRI98 · 2-Step MacAdam




2400K	770 lm
2700K	1125 lm
3000K	1180 lm
3500K	1195 lm
4000K	1178 lm
DW	667 lm



**Code Construction**



**Accessories**

- LH04**  
Low luminance hex louvre 
- GEL45**  
Colour corrective poly gel, consult with factory 
- OPT4515 15°**
- OPT4524 24°**
- OPT4536 36°**
- OPT4560 60°**  
Field changeable optic 

**Static White - 500mA Drivers**

- CCPRO10A-500 (1) IP20**  
Dimming: PHASE - 0-10V
- CCPRO40A-500 (1..3) IP20**  
Dimming: PHASE - 0-10V

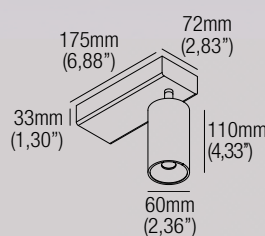
**Dim to Warm - 400mA Drivers**

- CCPRO10A-400 (1) IP20**  
Dimming: PHASE - 0-10V
- CCPRO40A-400 (1..3) IP20**  
Dimming: PHASE - 0-10V

# BULL 10 BASE

design: Lapo Grassellini

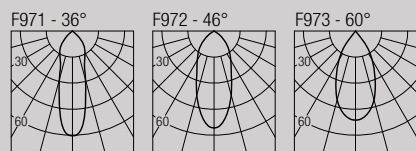
IP20 



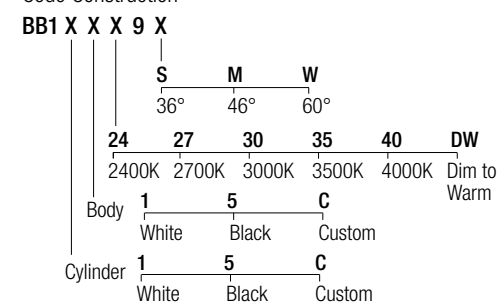
**Surface projector**

Static White: 9W  
 Dim to Warm: 7,2W  
 CRI98 · 2-Step MacAdam



2400K	728 lm
2700K	1064 lm
3000K	1116 lm
3500K	1130 lm
4000K	1114 lm
DW	630 lm



**Code Construction**



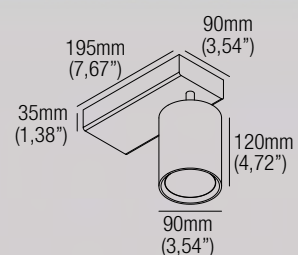
**Accessories**

- BUX1NA**  
Low luminance louvre 
- BUX1FL**  
Adjustable barn door flaps 



# BULL 20 BASE

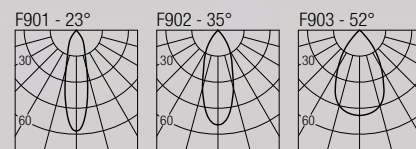
design: Lapo Grassellini



**Surface projector**

18W  
CRI95 · 2-Step MacAdam

2700K	1659 lm
3000K	1752 lm
3500K	1873 lm
4000K	1925 lm



**Code Construction**

<b>BB2 X X X 9 X</b>	
	<b>S M W</b>
	23° 35° 52°
	<b>27 30 35 40</b>
	2700K 3000K 3500K 4000K
Body	<b>1 5 C</b>
	White Black Custom
Cylinder	<b>1 5 C</b>
	White Black Custom

**Accessories**

**BUX2NA**

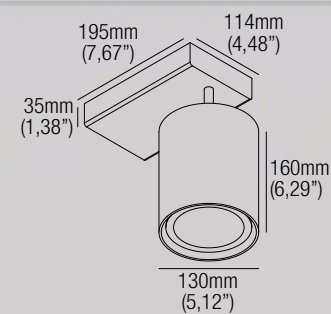
Low luminance louver

**BUX2FL**

Adjustable barn door flaps

# BULL 40 BASE

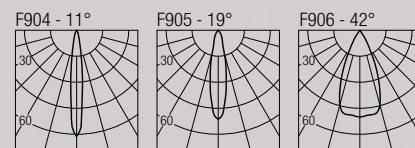
design: Lapo Grassellini



**Surface projector**

36W  
CRI95 · 2-Step MacAdam

2700K	3400 lm
3000K	3660 lm
3500K	3780 lm
4000K	3900 lm



**Code Construction**

<b>BB4 X X X 9 X</b>	
	<b>S M W</b>
	11° 19° 42°
	<b>27 30 35 40</b>
	2700K 3000K 3500K 4000K
Body	<b>1 5 C</b>
	White Black Custom
Cylinder	<b>1 5 C</b>
	White Black Custom

**Accessories**

**BUX4NA**

Low luminance louver

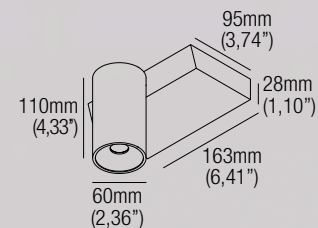
**BUX4FL**

Adjustable barn door flaps



# BULL 10 LAY

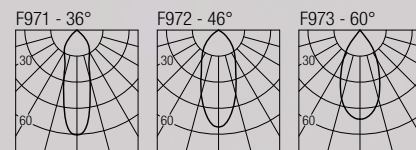
design: Lapo Grassellini



**Surface projector**

Static White: 9W  
Dim to Warm: 7,2W  
CRI98 · 2-Step MacAdam

2400K	728 lm
2700K	1064 lm
3000K	1116 lm
3500K	1130 lm
4000K	1114 lm
DW	630 lm



**Code Construction**

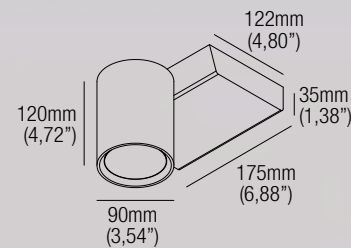
BX1 X X X 9 X						
	S	M	W			
	36°	46°	60°			
	24	27	30	35	40	DW
	2400K	2700K	3000K	3500K	4000K	Dim to Warm
Body	1	5	C			
	White	Black	Custom			
Cylinder	1	5	C			
	White	Black	Custom			

**Accessories**

- BUX1NA**  
Low luminance louver
- BUX1FL**  
Adjustable barn door flaps

# BULL 20 LAY

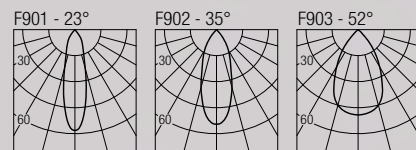
design: Lapo Grassellini



**Surface projector**

18W  
CRI95 · 2-Step MacAdam

2700K	1659 lm
3000K	1752 lm
3500K	1873 lm
4000K	1925 lm



**Code Construction**

BX2 X X X 9 X						
	S	M	W			
	23°	35°	52°			
	27	30	35	40		
	2700K	3000K	3500K	4000K		
Body	1	5	C			
	White	Black	Custom			
Cylinder	1	5	C			
	White	Black	Custom			

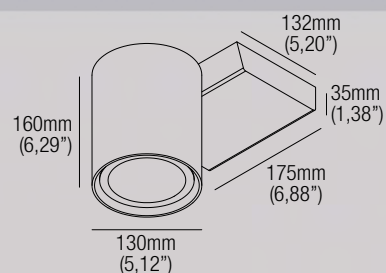
**Accessories**

- BUX2NA**  
Low luminance louver
- BUX2FL**  
Adjustable barn door flaps



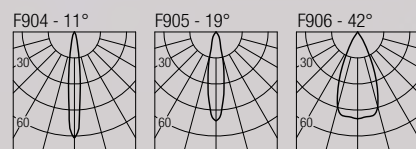
# BULL 40 LAY

design: Lapo Grassellini



**Surface projector**  
36W  
CRI95 · 2-Step MacAdam

2700K	3400 lm
3000K	3660 lm
3500K	3780 lm
4000K	3900 lm



Code Construction

<b>BX4</b>	<b>X</b>	<b>X</b>	<b>X</b>	<b>9</b>	<b>X</b>
		<b>S</b>	<b>M</b>	<b>W</b>	
		11°	19°	42°	
	<b>27</b>	<b>30</b>	<b>35</b>	<b>40</b>	
	2700K	3000K	3500K	4000K	
Body	<b>1</b>	<b>5</b>	<b>C</b>		
	White	Black	Custom		
Cylinder	<b>1</b>	<b>5</b>	<b>C</b>		
	White	Black	Custom		

Accessories

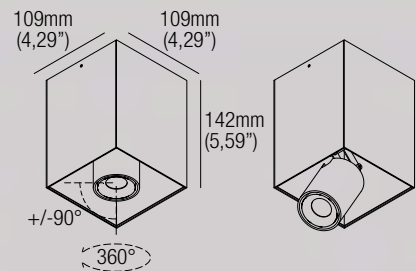
- BUX4NA**  
Low luminance louver
- BUX4FL**  
Adjustable barn door flaps



# SWAN 10

design: Lapo Grassellini

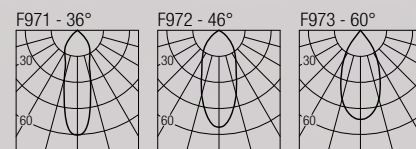
IP20 Class 2 



### Surface projector

Static White: 9W  
Dim to Warm: 7,2W  
CRI98 · 2-Step MacAdam

2400K	728 lm
2700K	1064 lm
3000K	1116 lm
3500K	1130 lm
4000K	1114 lm
DW	630 lm



### Code Construction

SW1 X X 9 X						
	S	M	W			
	36°	46°	60°			
24	27	30	35	40	DW	
2400K	2700K	3000K	3500K	4000K	Dim to Warm	
1	5	C				
White	Black	Custom				

### Accessories - Accessori

LH01  
Low luminance hex louvre 

### Static White - 500mA Drivers

**CCPRO10A-500** (1) IP20  
Dimming: PHASE - 0-10V  
**CCPRO40A-500** (1..3) IP20  
Dimming: PHASE - 0-10V

### Dim to Warm - 400mA Drivers

**CCPRO10A-400** (1) IP20  
Dimming: PHASE - 0-10V

**CCPRO40A-400** (1..3) IP20  
Dimming: PHASE - 0-10V

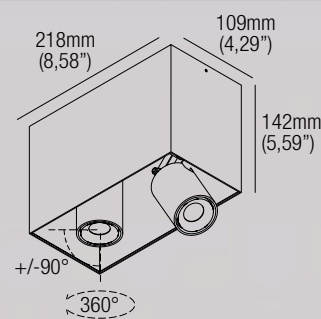
### Tunable White - 500mA Drivers

**DL0561S1** (1..3) IP20  
Dimming: 0-10V

# SWAN X120

design: Lapo Grassellini

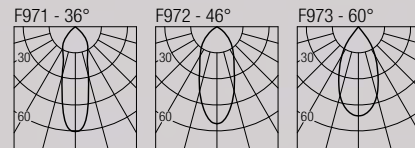
IP20 Class 2 



### Surface projector

Static White: 2x9W · 500mA (V, 2x18V) · Series wiring  
Dim to Warm: 2x7,2W · 400mA (V, 2x18V) · Series wiring  
CRI98 · 2-Step MacAdam

2400K	1456 lm
2700K	2128 lm
3000K	2232 lm
3500K	1260 lm
4000K	2228 lm
DW	1260 lm



### Code Construction

SWX12 X X 9 X						
	S	M	W			
	36°	46°	60°			
24	27	30	35	40	DW	
2400K	2700K	3000K	3500K	4000K	Dim to Warm	
1	5	C				
White	Black	Custom				

### Accessories - Accessori

2xLH01  
Low luminance hex louvre 

### Static White - 500mA Drivers

**(2x) CCPRO10A-500** (1) IP20  
Dimming: PHASE - 0-10V  
**CCPRO40A-500** (1) IP20  
Dimming: PHASE - 0-10V

### Dim to Warm - 400mA Drivers

**(2x) CCPRO10A-400** (1) IP20  
Dimming: PHASE - 0-10V

**CCPRO40A-400** (1) IP20  
Dimming: PHASE - 0-10V

### Tunable White - 500mA Drivers

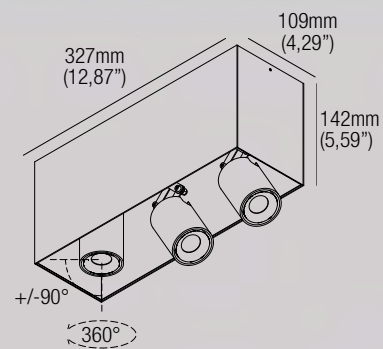
**DL0561S1** (1) IP20  
Dimming: 0-10V



# SWAN X130

design: Lapo Grassellini


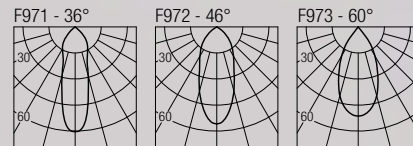
IP20 Class 2 



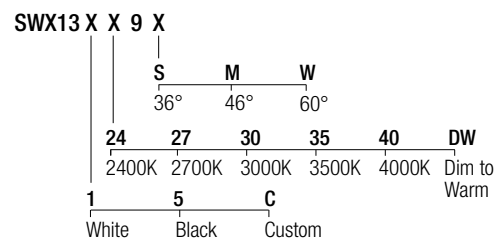
### Surface projector

Static White: 3x9W · 500mA (V<sub>i</sub> 3x18V) · Series wiring  
 Dim to Warm: 3x7,2W · 400mA (V<sub>i</sub> 3x18V) · Series wiring  
 CRI98 · 2-Step MacAdam

2400K	2232 lm
2700K	3264 lm
3000K	3426 lm
3500K	3468 lm
4000K	3417 lm
DW	1935 lm



### Code Construction



### Accessories - Accessori

**3xLH01**  
 Low luminance hex louvre 

### Static White - 500mA Drivers

**(3x) CCPRO10A-500** (1) IP20  
 Dimming: PHASE - 0-10V  
**CCPRO40A-500** (1) IP20  
 Dimming: PHASE - 0-10V

### Dim to Warm - 400mA Drivers


**(3x) CCPRO10A-400** (1) IP20  
 Dimming: PHASE - 0-10V  
**CCPRO40A-400** (1) IP20  
 Dimming: PHASE - 0-10V

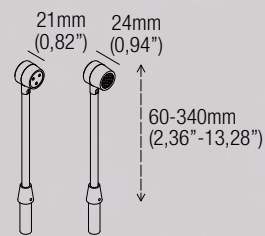
### Tunable White - 500mA Drivers

**DL0561S1** (1) IP20  
 Dimming: 0-10V

# PUFF

design: Lapo Grassellini

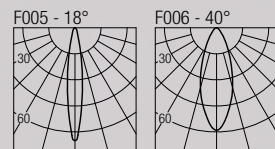
IP20 Class 2 



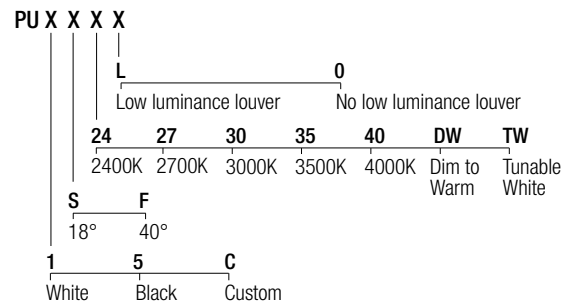
### Surface projector

2W · 250mA (V<sub>i</sub> 8,7V) · Series wiring  
 CRI90 · 3-Step MacAdam

2700K	178 lm
3000K	186 lm
3500K	194 lm
4000K	206 lm



### Code Construction



### 250mA Drivers

**CCPRO10A-250** (1..4) IP20  
 Dimming: PHASE - 0-10V  
**CCPRO40A-250** (1..6) IP20  
 Dimming: PHASE - 0-10V

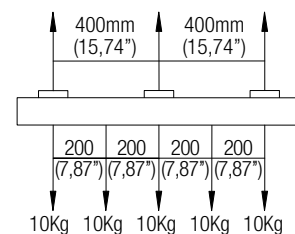
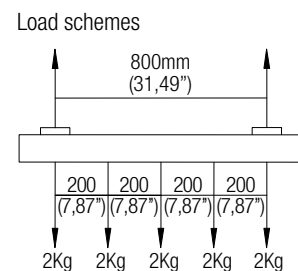
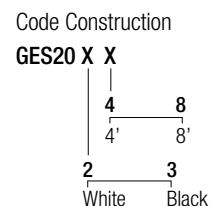
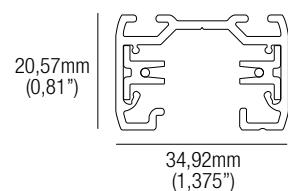


# 120V SINGLE CIRCUIT TRACK

IP20  us



The single circuit track system is designed for surface installations. It features electrified tracks made from extruded aluminium alloy, with copper conductor cables housed in high insulation resistance PVC extruded profiles. The system operates at 100/120V with a 15A mains power supply, and can also handle 380/440V industrial mains voltage. A variety of accessories are available, including linear, corner, tee, cross, and flexible joints, enabling the coupling of multiple tracks.



Accessories



**GES-11-2** White  
**GES-11-3** Black  
Live feed



**GES-14-2** White  
**GES-14-3** Black  
Live middle feed



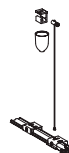
**GES-21-2** White  
**GES-21-3** Black  
Linear coupler



**GES-34-2** White  
**GES-34-3** Black  
Live L feed



**GES-41-2** White  
**GES-41-3** Black  
Dead end



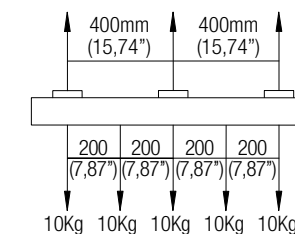
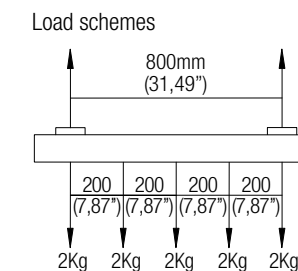
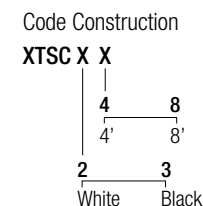
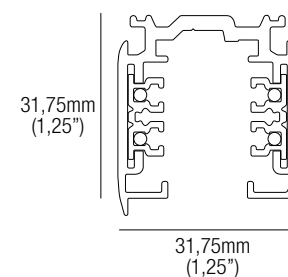
**GES-SK-KIT-30-2** White  
**GES-SK-KIT-30-3** Black  
Suspension kit, 2,74mm (9') cable

# 120V TRIPLE CIRCUIT DIMMING TRACK

IP20  us



Three-phase track system for surface or recessed installation. The electrified tracks are made of extruded aluminium alloy. The copper conductor cables are housed in high insulation resistance PVC extruded profiles. 230/250V - 16A mains power supply voltage and 380/440V industrial mains voltage. The system includes a wide range of accessories, linear, corner, tee, cross and flexible joints, allowing multiple tracks to be coupled.



Accessories



**XTSC-611-2** White  
**XTSC-611-3** Black  
Live feed



**XTSC-614-2** White  
**XTSC-614-3** Black  
Live middle feed



**XTSC-621-2** White  
**XTSC-621-3** Black  
Linear coupler



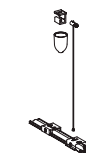
**XTSC-634-2** White  
**XTSC-634-3** Black  
Live L feed



**XTSC-635-2** White  
**XTSC-635-3** Black  
Live L feed reverse polarity



**XTS-41-2** White  
**XTS-41-3** Black  
Dead end

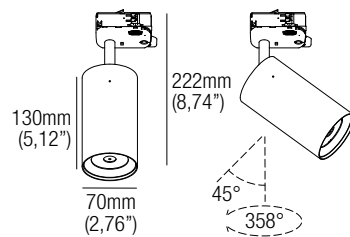


**XTSC-SK-KIT-2** White  
**XTSC-SK-KIT-3** Black  
Suspension kit, 2,74mm (9') cable



# WAND 1020

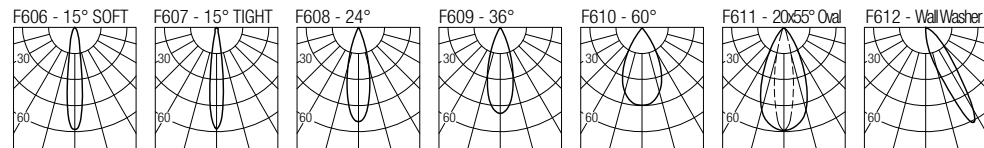
design: Jude Allen



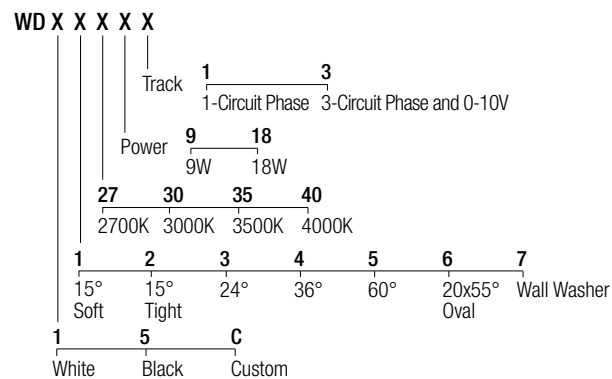
**Projector for 120V tracks**

9W · 18W  
CRI98 · 2-Step MacAdam

	9W	18W
2700K	1137 lm	2165 lm
3000K	1196 lm	2279 lm
3500K	1311 lm	2498 lm
4000K	1272 lm	2423 lm




Code Construction



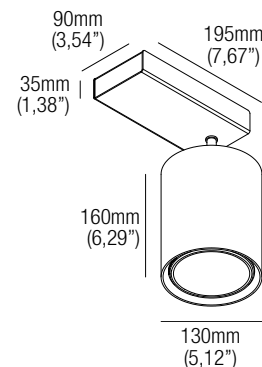
Accessories

- LH06** Low luminance hex louvre
- GEL50** Colour corrective poly gel, consult with factory
- OPT5015S** 15° Soft beam
- OPT5015T** 15° Tight beam
- OPT5024** 24°
- OPT5036** 36°
- OPT5060** 60°
- OPT500** 20x55° Oval
- OPT50WW** Wall Washer
- Field changeable optic



# BULL 40

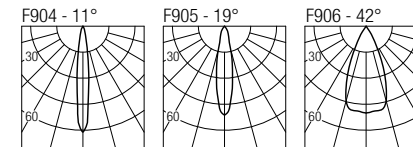
design: Lapo Grassellini



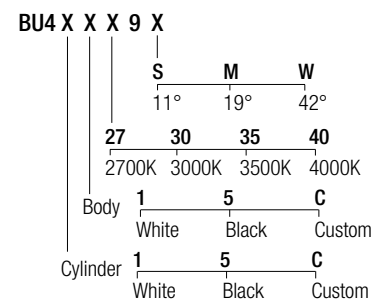
**Projector for 120V tracks**

36W  
CRI95 · 2-Step MacAdam

2700K	3400 lm
3000K	3660 lm
3500K	3780 lm
4000K	3900 lm



Code Construction



Accessories

- BUX4NA** Low luminance louvre
- BUX4FL** Adjustable barn door flaps

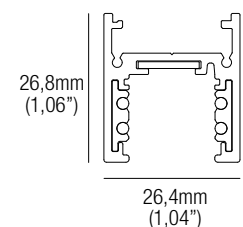


# 24V SURFACE SHALLOW TRACK

IP20 Class 2 cULus



A shallow profile for surface or pendant applications. The LV track range is a miniaturized, highly versatile low voltage track lighting system, crafted with premium-grade materials and finishes. Featuring a no-tool modular configuration for the luminaires, it offers endless adaptability and possibilities.

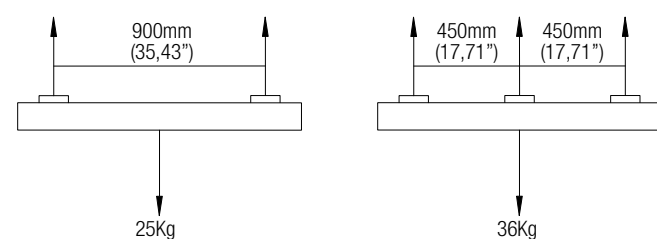


Code Construction

**H01 X**  
**WH** **BL**  
 White Black

24VDC Drivers  
**CV2496A** 96W IP65  
 Dimming: PHASE - 0-10V

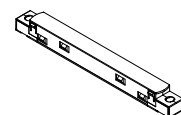
Load schemes - Schemi di carico



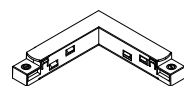
Accessories



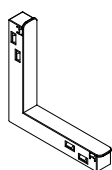
**LFS1-WH** White  
**LFS1-BL** Black  
 Power feed, short



**LCI1-WH** White  
**LCI1-BL** Black  
 Straight power connector



**LCR1-WH** White  
**LCR1-BL** Black  
 Horizontal power connector



**LCR4-WH** White  
**LCR4-BL** Black  
 Internal vertical power connector



**SB1**  
 Straight brace, black



**LB1**  
 Horizontal brace, black



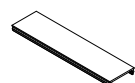
**LB2**  
 Vertical brace, black



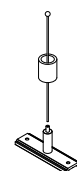
**EC3-WH** White  
**EC3-BL** Black  
 Aluminium end cap closed



**EC4-WH** White  
**EC4-BL** Black  
 Aluminium end cap open



**CV2-WH** White  
**CV2-BL** Black  
 Aluminium cover 1,22m (4')



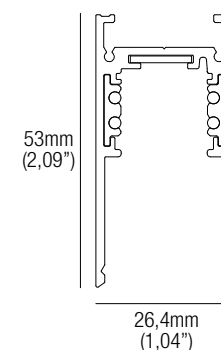
**SSK-WH** White  
**SSK-BL** Black  
 Suspension kit, 1,5m (5') cable

# 24V SURFACE DEEP TRACK

IP20 Class 2 cULus



A deep profile for surface or pendant applications. The LV track range is a miniaturized, highly versatile low voltage track lighting system, crafted with premium-grade materials and finishes. Featuring a no-tool modular configuration for the luminaires, it offers endless adaptability and possibilities.

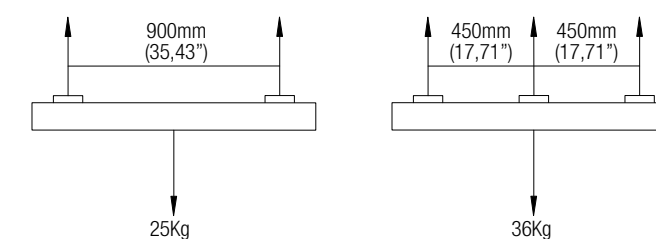


Code Construction

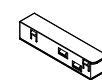
**H03 X**  
**WH** **BL**  
 White Black

24VDC Drivers  
**CV2496A** 96W IP65  
 Dimming: PHASE - 0-10V

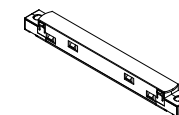
Load schemes - Schemi di carico



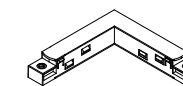
Accessories



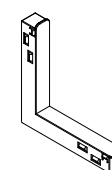
**LFS1-WH** White  
**LFS1-BL** Black  
 Power feed, short



**LCI1-WH** White  
**LCI1-BL** Black  
 Straight power connector



**LCR1-WH** White  
**LCR1-BL** Black  
 Horizontal power connector



**LCR4-WH** White  
**LCR4-BL** Black  
 Internal vertical power connector



**SB1**  
 Straight brace, black




**LB1**  
 Horizontal brace, black



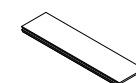
**LB2**  
 Vertical brace, black



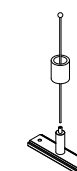
**EC1-WH** White  
**EC1-BL** Black  
 Aluminium end cap closed



**EC2-WH** White  
**EC2-BL** Black  
 Aluminium end cap open



**CV1-WH** White  
**CV1-BL** Black  
 Aluminium cover 1,22m (4')



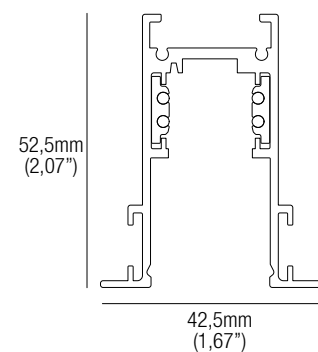
**SSK-WH** White  
**SSK-BL** Black  
 Suspension kit, 1,5m (5') cable

# 24V RECESSED DEEP TRACK

IP20 Class 2 cULus



A deep profile for recessed applications. The LV track range is a miniaturized, highly versatile low voltage track lighting system, crafted with premium-grade materials and finishes. Featuring a no-tool modular configuration for the luminaires, it offers endless adaptability and possibilities.

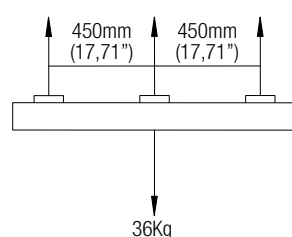
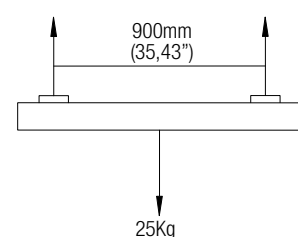


Code Construction

**R01 X**  
**WH**   **BL**  
 White   Black


24VDC Drivers  
**CV2496A** 96W IP65  
 Dimming: PHASE - 0-10V

Load schemes - Schemi di carico

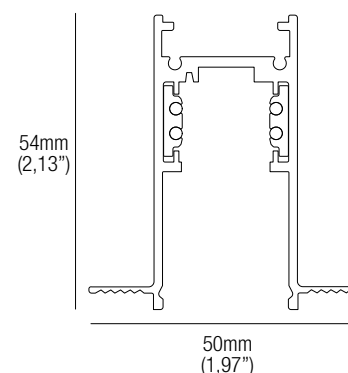


# 24V TRIMLESS DEEP TRACK

IP20 Class 2 cULus



A deep profile for trimless recessed applications. The LV track range is a miniaturized, highly versatile low voltage track lighting system, crafted with premium-grade materials and finishes. Featuring a no-tool modular configuration for the luminaires, it offers endless adaptability and possibilities.

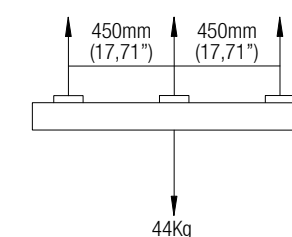
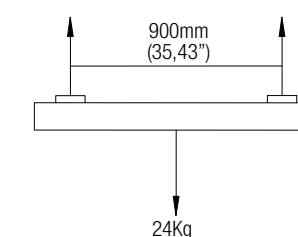


Code Construction

**T02 X**  
**WH**   **BL**  
 White   Black

24VDC Drivers  
**CV2496A** 96W IP65  
 Dimming: PHASE - 0-10V

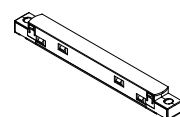
Load schemes - Schemi di carico



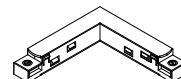
Accessories



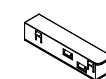
**LFS1-WH** White  
**LFS1-BL** Black  
 Power feed, short



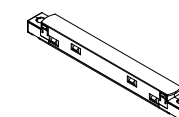
**LCI1-WH** White  
**LCI1-BL** Black  
 Straight power connector



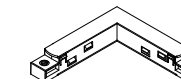
**LCR1-WH** White  
**LCR1-BL** Black  
 Horizontal power connector



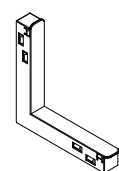
**LFS1-WH** White  
**LFS1-BL** Black  
 Power feed, short



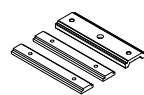
**LCI1-WH** White  
**LCI1-BL** Black  
 Straight power connector



**LCR1-WH** White  
**LCR1-BL** Black  
 Horizontal power connector



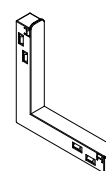
**LCR4-WH** White  
**LCR4-BL** Black  
 Internal vertical power connector



**SB3**  
 Side brace kit



**LB1**  
 Horizontal brace, black



**LCR4-WH** White  
**LCR4-BL** Black  
 Internal vertical power connector



**SB1**  
 Straight brace, black



**LB1**  
 Horizontal brace, black



**LB2**  
 Vertical brace, black



**RC1**  
 Back mount clip, galvanized



**EC1-WH** White  
**EC1-BL** Black  
 Aluminium end cap closed



**LB2**  
 Vertical brace, black



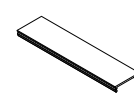
**RC1**  
 Back mount clip, galvanized



**EC1-WH** White  
**EC1-BL** Black  
 Aluminium end cap closed



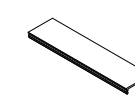
**EC2-WH** White  
**EC2-BL** Black  
 Aluminium end cap open



**CV1-WH** White  
**CV1-BL** Black  
 Aluminium cover 1,22m (4')



**EC2-WH** White  
**EC2-BL** Black  
 Aluminium end cap open

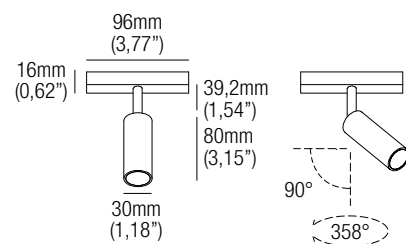


**CV1-WH** White  
**CV1-BL** Black  
 Aluminium cover 1,22m (4')

# ELIA X6

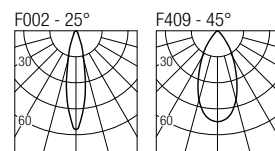
design: Jude Allen

IP20 Class 2  JA8

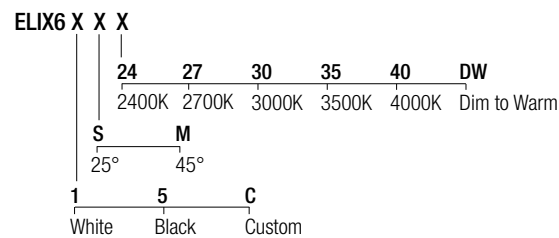


**Projector for 24V tracks**  
 Static White: 4,5W · 24VDC  
 Dim to Warm: 4,5W · 24VDC  
 CRI98 · 2-Step MacAdam

2400K	406 lm	3500K	548 lm
2700K	517 lm	4000K	541 lm
3000K	541 lm	DW	358 lm



Code Construction



Accessories


**LH01**  
 Low luminance hex louvre 

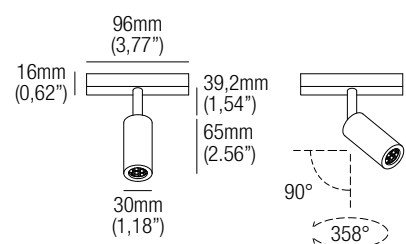
24VDC Drivers

**CV2496A** (1..18) IP65  
 Dimming: PHASE - 0-10V

# ELIJAH X6

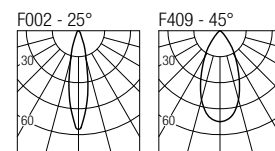
design: Jude Allen

IP20 Class 2  JA8

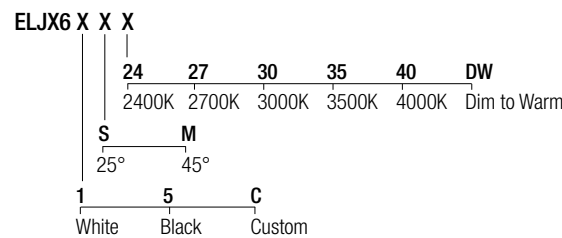


**Projector for 24V tracks**  
 Static White: 4,5W · 24VDC  
 Dim to Warm: 4,5W · 24VDC  
 CRI98 · 2-Step MacAdam

2400K	406 lm	3500K	548 lm
2700K	517 lm	4000K	541 lm
3000K	541 lm	DW	358 lm



Code Construction




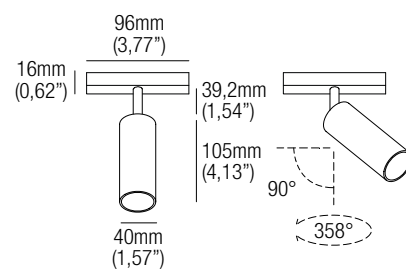
24VDC Drivers

**CV2496A** (1..18) IP65  
 Dimming: PHASE - 0-10V

# ELIA X10

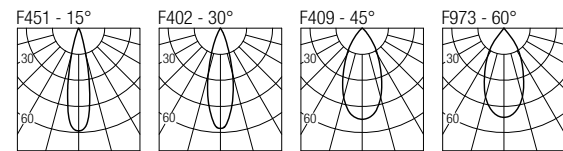
design: Jude Allen

IP20 Class 2  JA8

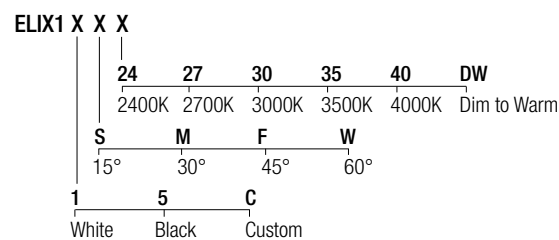


**Projector for 24V tracks**  
 Static White: 9W · 24VDC  
 Dim to Warm: 7,2W · 24VDC  
 CRI98 · 2-Step MacAdam

2400K	744 lm	F451 - 15°
2700K	1088 lm	F402 - 30°
3000K	1142 lm	F409 - 45°
3500K	1156 lm	F973 - 60°
4000K	1139 lm	
DW	645 lm	



Code Construction



Accessories


**LH02**  
 Low luminance hex louvre 

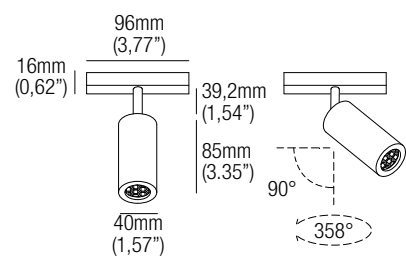
24VDC Drivers

**CV2496A** (1..9) IP65  
 Dimming: PHASE - 0-10V

# ELIJAH X10

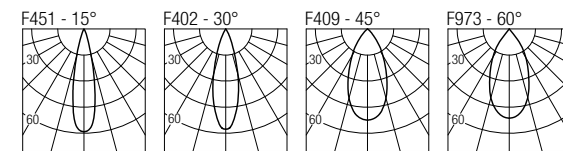
design: Jude Allen

IP20 Class 2  JA8

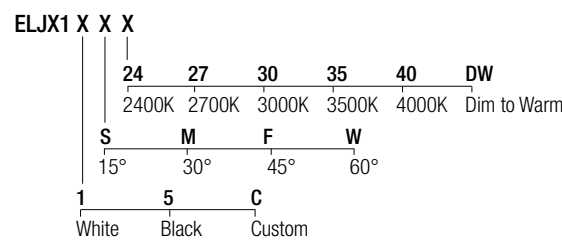


**Projector for 24V tracks**  
 Static White: 9W · 24VDC  
 Dim to Warm: 7,2W · 24VDC  
 CRI98 · 2-Step MacAdam

2400K	744 lm	F451 - 15°
2700K	1088 lm	F402 - 30°
3000K	1142 lm	F409 - 45°
3500K	1156 lm	F973 - 60°
4000K	1139 lm	
DW	645 lm	



Code Construction




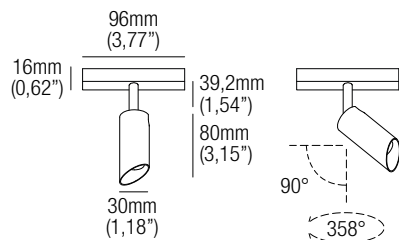
24VDC Drivers

**CV2496A** (1..9) IP65  
 Dimming: PHASE - 0-10V

# ELO X6

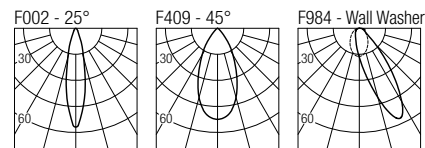
design: Jude Allen

IP20 Class 2  JA8

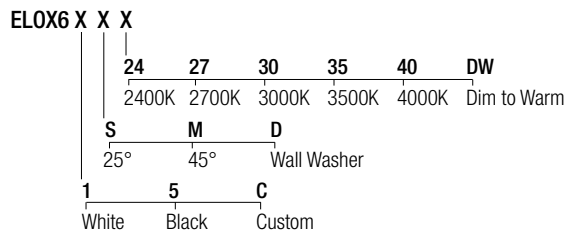


**Projector for 24V tracks**  
 Static White: 4,5W · 24VDC  
 Dim to Warm: 4,5W · 24VDC  
 CRI98 · 2-Step MacAdam

2400K	406 lm	3500K	548 lm
2700K	517 lm	4000K	541 lm
3000K	541 lm	DW	358 lm



Code Construction



Accessories


**LH01**  
 Low luminance hex louvre 

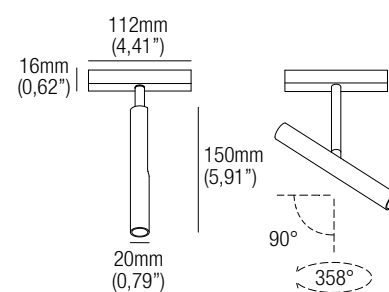
24VDC Drivers

**CV2496A** (1..18) IP65  
 Dimming: PHASE - 0-10V

# JOS X2

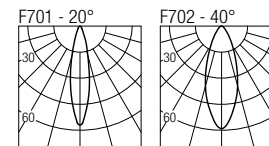
design: Roberto Mantovani

IP20 Class 2  JA8

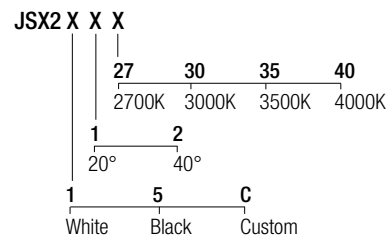


**Projector for 24V tracks**  
 1,5W · 24VDC  
 CRI90 · 3-Step MacAdam


2700K	500mA	128 lm
3000K		133 lm
3500K		146 lm
4000K		154 lm



Code Construction



Accessories


**L001**  
 Low luminance hex louvre 

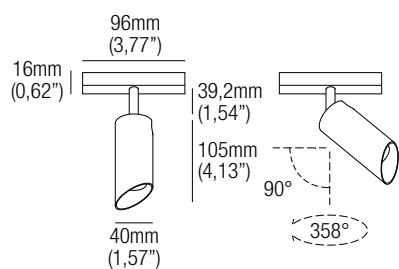
24VDC Drivers

**CV2496A** (1..60) IP65  
 Dimming: PHASE - 0-10V

# ELO X10

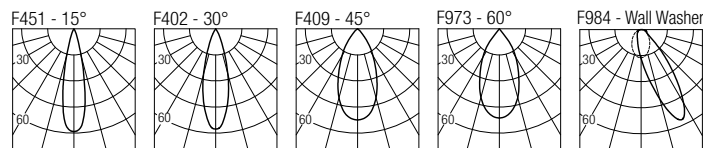
design: Jude Allen

IP20 Class 2  JA8

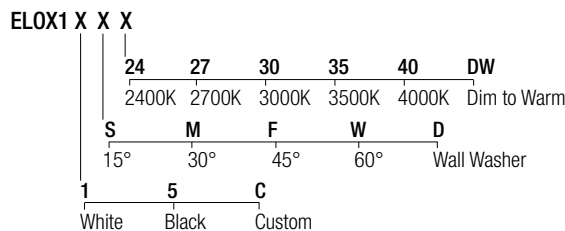


**Projector for 24V tracks**  
 Static White: 9W · 24VDC  
 Dim to Warm: 7,2W · 24VDC  
 CRI98 · 2-Step MacAdam

2400K	744 lm
2700K	1088 lm
3000K	1142 lm
3500K	1156 lm
4000K	1139 lm
DW	645 lm



Code Construction



Accessories


**LH02**  
 Low luminance hex louvre 

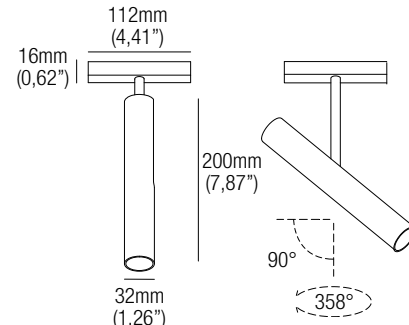
24VDC Drivers

**CV2496A** (1..9) IP65  
 Dimming: PHASE - 0-10V

# JOS X6

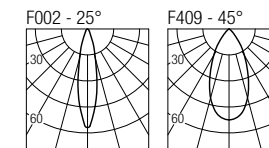
design: Roberto Mantovani

IP20 Class 2  JA8

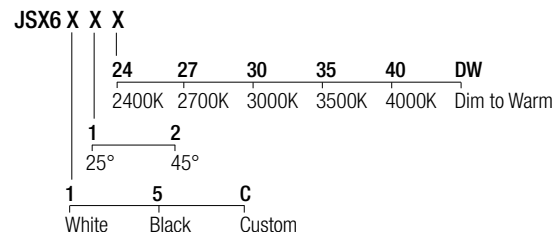


**Projector for 24V tracks**  
 Static White: 4,5W · 24VDC  
 Dim to Warm: 4,5W · 24VDC  
 CRI98 · 2-Step MacAdam


2400K	406 lm	3500K	548 lm
2700K	517 lm	4000K	541 lm
3000K	541 lm	DW	358 lm



Code Construction



Accessories


**LJ02 (White) - LJ02B (Black)**  
 Low luminance hex louvre 

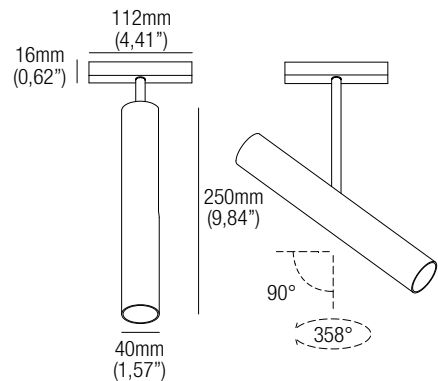
24VDC Drivers

**CV2496A** (1..18) IP65  
 Dimming: PHASE - 0-10V

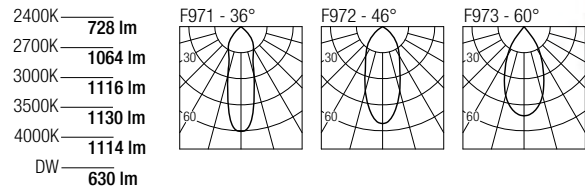
# JOS X10

design: Roberto Mantovani

IP20 Class 2  JA8



**Projector for 24V tracks**  
 Static White: 9W · 24VDC  
 Dim to Warm: 7,2W · 24VDC  
 CRI98 · 2-Step MacAdam



Code Construction

**JSX1 X X X**

S	M	W			
36°	46°	60°			
24	27	30	35	40	DW
2400K	2700K	3000K	3500K	4000K	Dim to Warm
1	5	C			
White	Black	Custom			


**Accessories**  
**LJ01** (White) - **LJ01B** (Black)  
 Low luminance hex louvre 

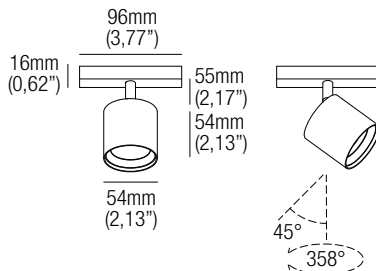
**24VDC Drivers**  
**CV2496A** (1..9) IP65  
 Dimming: PHASE - 0-10V



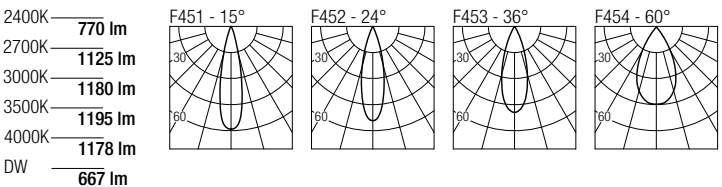
# TEDDY X10

design: Jude Allen

IP20 Class 2  JA8




**Projector for 24V tracks**  
 Static White: 9W · 24VDC  
 Dim to Warm: 7,2W · 24VDC  
 CRI98 · 2-Step MacAdam




Code Construction


**TYX1 X X X**

24	27	30	35	40	DW
2400K	2700K	3000K	3500K	4000K	Dim to Warm
1	2	3	4		
15°	24°	36°	60°		
1	5	C			
White	Black	Custom			

**Accessories**  
**LH04**  
 Low luminance hex louvre 

**24VDC Drivers**  
**CV2496A** (1..9) IP65  
 Dimming: PHASE - 0-10V


**GEL45**  
 Colour corrective poly gel, consult with factory 

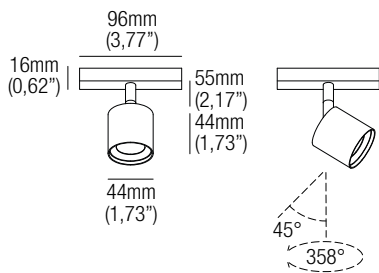
**OPT4515** 15°  
**OPT4524** 24°  
**OPT4536** 36°  
**OPT4560** 60°  
 Field changeable optic 



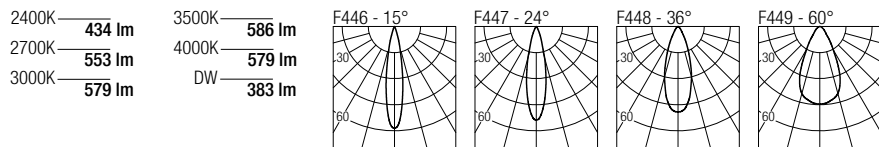
# TEDDY X6

design: Jude Allen

IP20 Class 2  JA8




**Projector for 24V tracks**  
 Static White: 4,5W · 24VDC  
 Dim to Warm: 4,5W · 24VDC  
 CRI98 · 2-Step MacAdam




Code Construction


**TYX6 X X X**

24	27	30	35	40	DW
2400K	2700K	3000K	3500K	4000K	Dim to Warm
1	2	3	4		
15°	24°	36°	60°		
1	5	C			
White	Black	Custom			

**Accessories**  
**LH03**  
 Low luminance hex louvre 

**24VDC Drivers**  
**CV2496A** (1..18) IP65  
 Dimming: PHASE - 0-10V

**GEL35**  
 Colour corrective poly gel, consult with factory 

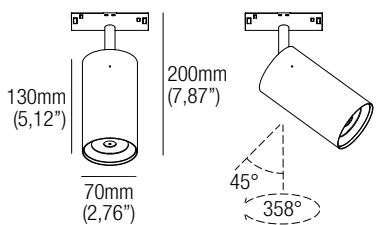
**OPT3515** 15°  
**OPT3524** 24°  
**OPT3536** 36°  
**OPT3560** 60°  
 Field changeable optic 



# WAND X1020

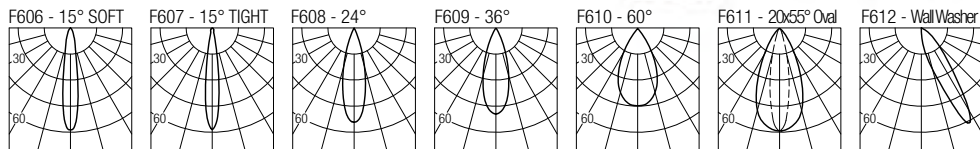
design: Jude Allen

IP20 



**Projector for 24V tracks**  
 9W · 18W  
 CRI98 · 2-Step MacAdam


2700K	1137 lm	9W	18W
3000K	1196 lm		
3500K	1311 lm		
4000K	1272 lm		




Code Construction


**WDX X X X X**


Power	9	18				
	9W	18W				
27	30	35	40			
2700K	3000K	3500K	4000K			
1	2	3	4	5	6	7
15°	15°	24°	36°	60°	20x55°	Wall Washer
Soft	Tight				Oval	
1	5	C				
White	Black	Custom				

**Accessories**  
**LH06**  
 Low luminance hex louvre 

**24VDC Drivers**  
**CV2496A** (9W 1..9, 18W 1..4) IP65  
 Dimming: PHASE - 0-10V

**GEL50**  
 Colour corrective poly gel, consult with factory 

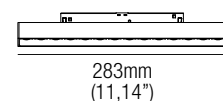
**OPT5015S** 15° Soft beam  
**OPT5015T** 15° Tight beam  
**OPT5024** 24°  
**OPT5036** 36°  
**OPT5060** 60°  
**OPT500** 20x55° Oval  
**OPT50WW** Wall Washer  
 Field changeable optic 



# ESME PRECISION X10

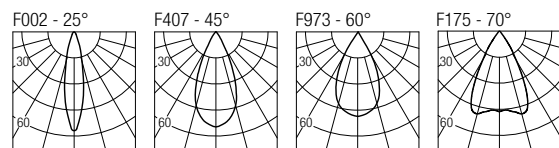
design: Jude Allen

IP20 Class 2 cULus

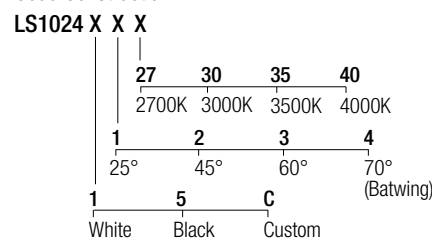


**Linear module for 24V tracks**  
9W · 24VDC  
CRI95 · 3-Step MacAdam

2700K — 946 lm  
3000K — 1005 lm  
3500K — 1081 lm  
4000K — 1157 lm



Code Construction



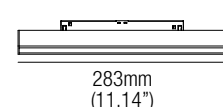
24VDC Drivers

**CV2496A** (1..9) IP65  
Dimming: PHASE - 0-10V

# ESME PERFORMANCE X10

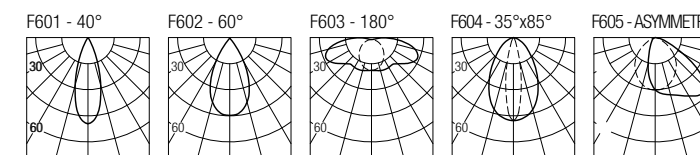
design: Jude Allen

IP20 Class 2 cULus

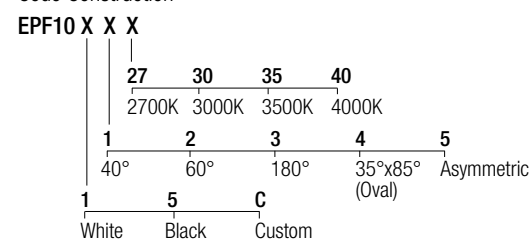


**Linear module for 24V tracks**  
9W · 24VDC  
CRI98 · 3-Step MacAdam

2700K — 825 lm  
3000K — 865 lm  
3500K — 890 lm  
4000K — 985 lm



Code Construction



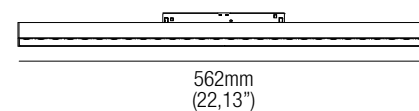
24VDC Drivers

**CV2496A** (1..9) IP65  
Dimming: PHASE - 0-10V

# ESME PRECISION X20

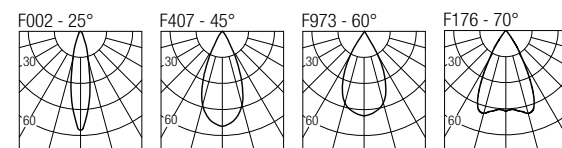
design: Jude Allen

IP20 Class 2 cULus

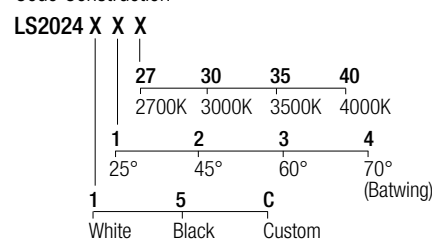


**Linear module for 24V tracks**  
18W · 24VDC  
CRI95 · 3-Step MacAdam

2700K — 1892 lm  
3000K — 2010 lm  
3500K — 2162 lm  
4000K — 2314 lm



Code Construction



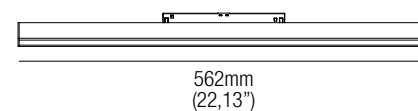
24VDC Drivers

**CV2496A** (1..4) IP65  
Dimming: PHASE - 0-10V

# ESME PERFORMANCE X20

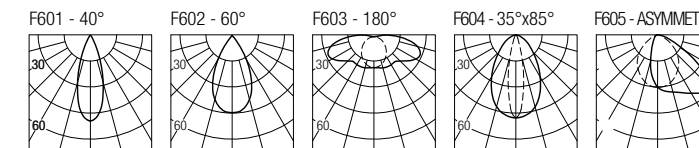
design: Jude Allen

IP20 Class 2 cULus

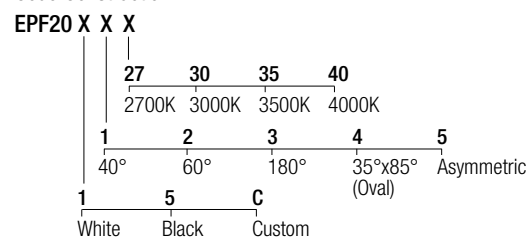


**Linear module for 24V tracks**  
18W · 24VDC  
CRI98 · 3-Step MacAdam

2700K — 1650 lm  
3000K — 1730 lm  
3500K — 1780 lm  
4000K — 1970 lm



Code Construction




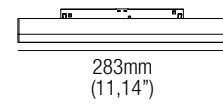
24VDC Drivers

**CV2496A** (1..4) IP65  
Dimming: PHASE - 0-10V

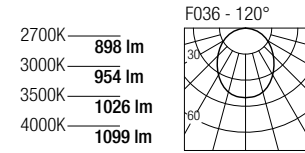
# ESME X10

design: Jude Allen

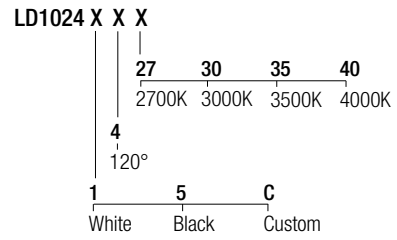
IP20 Class 2  us



**Linear module for 24V tracks**  
 9W · 24VDC  
 CRI95 · 3-Step MacAdam



Code Construction




24VDC Drivers

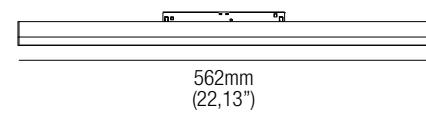
**CV2496A** (1..9) IP65  
 Dimming: PHASE - 0-10V



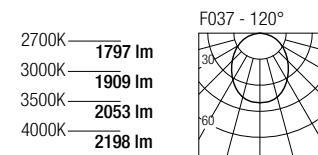
# ESME X20

design: Jude Allen

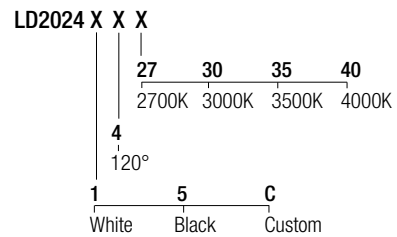
IP20 Class 2  us



**Linear module for 24V tracks**  
 18W · 24VDC  
 CRI95 · 3-Step MacAdam




Code Construction



24VDC Drivers

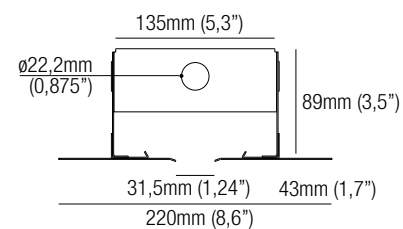
**CV2496A** (1..4) IP65  
 Dimming: PHASE - 0-10V





# MAGGY 36

design: Lapo Grassellini

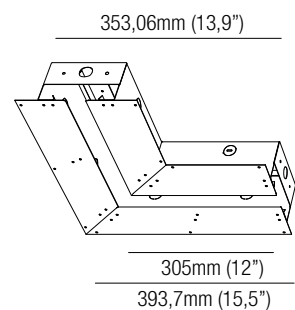


### Trimless system for recessed installation.

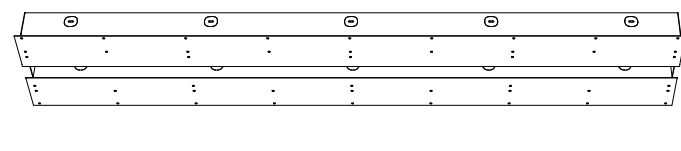
Maggy linear system allows the trimless installations of 36mm width that can be equipped with various light modules fastened to the structure via magnets. The side slots on the duct allow repositioning of the individual elements at any time.

### Sistema trimless per installazione ad incasso.

Il sistema lineare Maggy permette la realizzazione di tagli trimless di larghezza 36mm, equipaggiabili con moduli luminosi di varie tipologie fissati alla struttura tramite calamite. Le asole laterali presenti sul canale consentono di posizionare gli apparecchi in qualsiasi punto, variandone la posizione in ogni momento.



**MG36-LM**  
L-module

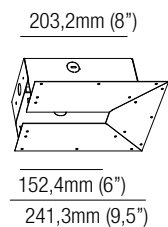


**MG36-ST01**  
Straight module  
305mm (12")

**MG36-ST02**  
Straight module  
610mm (24")

**MG36-ST04**  
Straight module  
1220mm (48")

**MG36-ST06**  
Straight module  
1829mm (72")



**MG36-EC**  
End cap



**LEONARD 36**  
ADJUSTABLE MODULE

The highly adjustable Leonard module remains entirely within the structure, guaranteeing maximum functionality and total invisibility of the fixture.

Il modulo Leonard, di elevata orientabilità, rimane interamente all'interno della struttura, garantendo la massima funzionalità combinata alla totale invisibilità dell'apparecchio.



**DAVID 36**  
FIXED MODULE

The David high performance, fixed module, remaining entirely within the structure, has no visual impact.

Il modulo David, fisso, rimane interamente all'interno della struttura, con un'alta prestazione ed un impatto visivo nullo.



**PRINCE 36**  
ADJUSTABLE MODULE

The Prince module provides a fully adjustable spotlight out of the ceiling line.

Il modulo Prince permette di avere un proiettore completamente orientabile che esce dal sistema.



**BEN 36**  
LINEAR MODULE


The Ben linear module provides a line of diffuse lighting within the system.

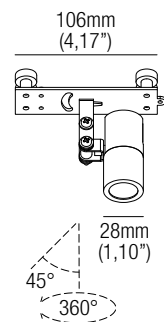
Il modulo lineare Ben permette la realizzazione di una linea di luce diffusa all'interno del sistema.



# LEONARD 36

design: Lapo Grassellini

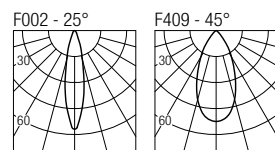
IP20 Class 2  JA8



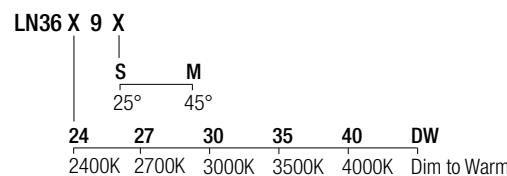
### Adjustable module for Maggy 36

4,5W · 24VDC  
CRI98 · 2-Step MacAdam

2400K	406 lm	3500K	548 lm
2700K	517 lm	4000K	541 lm
3000K	541 lm	DW	358 lm



Code Construction



Accessories

**LH01**  
Low luminance hex louvre 

24VDC Drivers

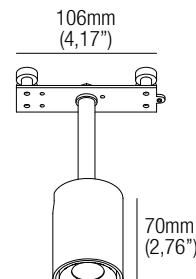
**CV2496A** (1..18) IP65  
Dimming: PHASE - 0-10V



# PRINCE 36

design: Lapo Grassellini

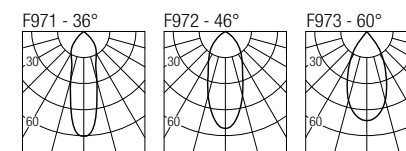
 IP20



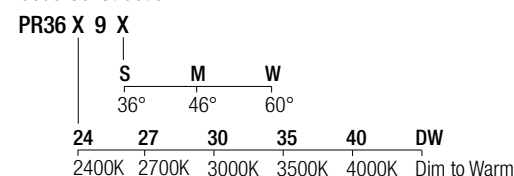
### Adjustable module for Maggy 36

9W · 24VDC  
CRI98 · 2-Step MacAdam


2400K	728 lm	3500K	1130 lm
2700K	1064 lm	4000K	1114 lm
3000K	1116 lm	DW	630 lm



Code Construction



Accessories

**LH01**  
Low luminance hex louvre 

24VDC Drivers

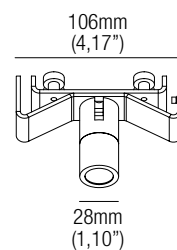
**CV2496A** (1..9) IP65  
Dimming: PHASE - 0-10V



# DAVID 36

design: Lapo Grassellini

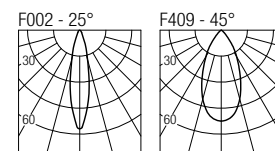
IP20 Class 2  JA8



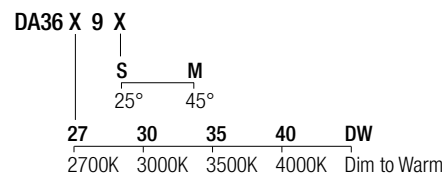
### Fixed module for Maggy 36

9W · 24VDC  
CRI98 · 2-Step MacAdam

2700K	661 lm	4000K	767 lm
3000K	698 lm	DW	623 lm
3500K	747 lm		



Code Construction



Accessories

**LH01**  
Low luminance hex louvre 

24VDC Drivers

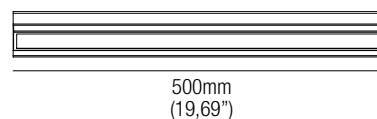
**CV2496A** (1..9) IP65  
Dimming: PHASE - 0-10V



# BEN 36

design: Lapo Grassellini

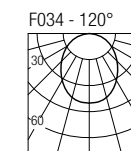
 IP20



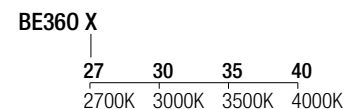
### Linear module for Maggy 36

15W · 24VDC  
CRI95 · 2-Step MacAdam

2700K	1050 lm
3000K	1071 lm
3500K	1093 lm
4000K	1112 lm



Code Construction



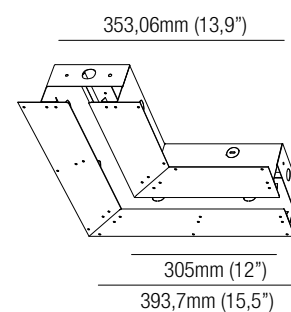
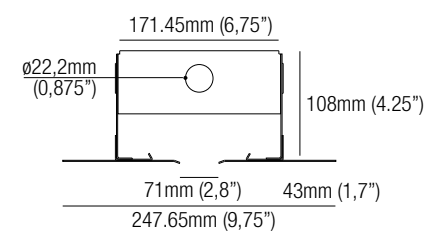
24VDC Drivers

**CV2496A** (1..6) IP65  
Dimming: PHASE - 0-10V

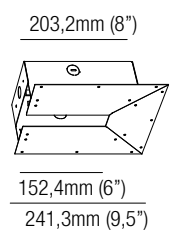
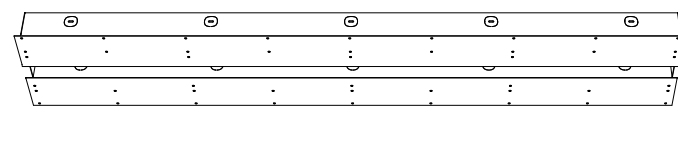


# MAGGY 72

design: Lapo Grassellini



**MG72-LM**  
L-module



**MG36-EC**  
End cap

**MG72-ST01**  
Straight module  
305mm (12")

**MG72-ST02**  
Straight module  
610mm (24")

**MG72-ST04**  
Straight module  
1220mm (48")

**MG72-ST06**  
Straight module  
1829mm (72")



**LEONARD 72**  
ADJUSTABLE MODULE

The highly adjustable Leonard module remains entirely within the structure, guaranteeing maximum functionality and total invisibility of the fixture.

Il modulo Leonard, di elevata orientabilità, rimane interamente all'interno della struttura, garantendo la massima funzionalità combinata alla totale invisibilità dell'apparecchio.



**PRINCE 72**  
ADJUSTABLE MODULE

The Prince module provides a fully adjustable spotlight out of the ceiling line.

Il modulo Prince permette di avere un proiettore completamente orientabile che esce dal sistema.



**DAVID 72**  
FIXED MODULE

The David high performance, fixed module, remaining entirely within the structure, has no visual impact.

Il modulo David, fisso, rimane interamente all'interno della struttura, con un'alta prestazione ed un impatto visivo nullo.



**BEN 72**  
LINEAR MODULE

The Ben linear module provides a line of diffuse lighting within the system.

Il modulo lineare Ben permette la realizzazione di una linea di luce diffusa all'interno del sistema.

### Trimless system for recessed installation.

Maggy linear system allows the trimless installations of 72mm width that can be equipped with various light modules fastened to the structure via magnets. The side slots on the duct allow repositioning of the individual elements at any time.


### Sistema trimless per installazione ad incasso.

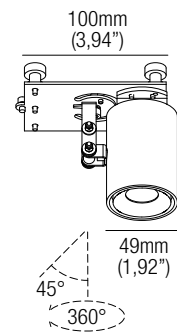
Il sistema lineare Maggy permette la realizzazione di tagli trimless di larghezza 72mm, equipaggiabili con moduli luminosi di varie tipologie fissati alla struttura tramite calamite. Le asole laterali presenti sul canale consentono di posizionare gli apparecchi in qualsiasi punto, variandone la posizione in ogni momento.



# LEONARD 72

design: Lapo Grassellini

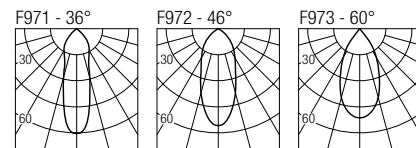
IP20 Class 2  JA8



**Adjustable module for Maggy 72**

9W · 24VDC  
CRI98 · 2-Step MacAdam


2400K	728 lm	3500K	1130 lm
2700K	1064 lm	4000K	1114 lm
3000K	1116 lm	DW	630 lm



Code Construction

LN72 X 9 X	
S	M W
36°	46° 60°
24	27 30 35 40 DW
2400K	2700K 3000K 3500K 4000K Dim to Warm

Accessories


**LH01**  
Low luminance hex louvre 

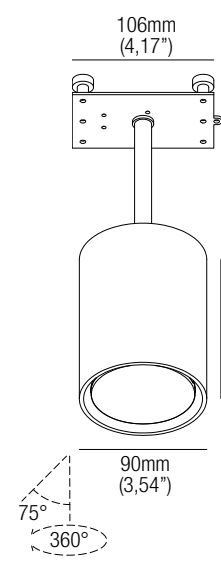
24VDC Drivers

**CV2496A** (1..9) IP65  
Dimming: PHASE - 0-10V

# PRINCE 72

design: Lapo Grassellini

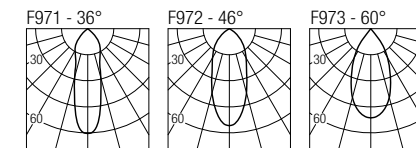
IP20 Class 2  JA8



**Adjustable module for Maggy 72**

18W · 24VDC  
CRI98 · 2-Step MacAdam

2700K	1659 lm
3000K	1752 lm
3500K	1873 lm
4000K	1925 lm



Code Construction


PR72 X 9 X	
S	M W
36°	46° 60°
27	30 35 40
2700K	3000K 3500K 4000K

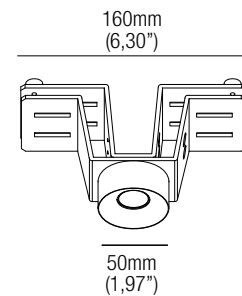
24VDC Drivers

**CV2496A** (1..4) IP65  
Dimming: PHASE - 0-10V

# DAVID 72

design: Lapo Grassellini

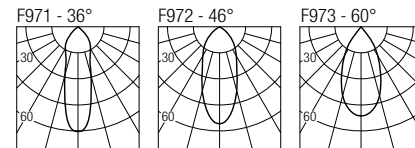
IP20 Class 2  JA8



**Fixed module for Maggy 72**

18W · 24VDC  
CRI98 · 2-Step MacAdam

2700K	1659 lm
3000K	1752 lm
3500K	1873 lm
4000K	1925 lm



Code Construction

DA72 X 9 X	
S	M W
36°	46° 60°
27	30 35 40
2700K	3000K 3500K 4000K

Accessories


**LH01**  
Low luminance hex louvre 

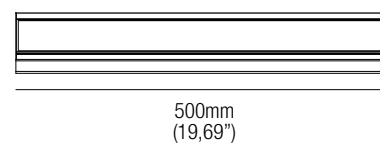
24VDC Drivers

**CV2496A** (1..4) IP65  
Dimming: PHASE - 0-10V

# BEN 72

design: Lapo Grassellini

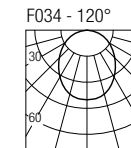
IP20 Class 2  JA8



**Linear module for Maggy 72**

30W · 24VDC  
CRI95 · 2-Step MacAdam

2700K	2100 lm
3000K	2142 lm
3500K	2186 lm
4000K	2224 lm



Code Construction


BE720 X	
27	30 35 40
2700K	3000K 3500K 4000K

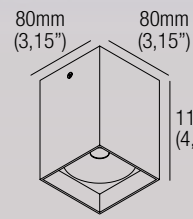
24VDC Drivers

**CV2496A** (1..3) IP65  
Dimming: PHASE - 0-10V

# ARIK 6

design: Roberto Mantovani

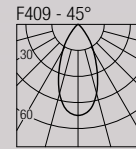
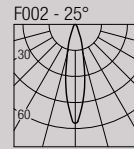
IP20 Class 2 



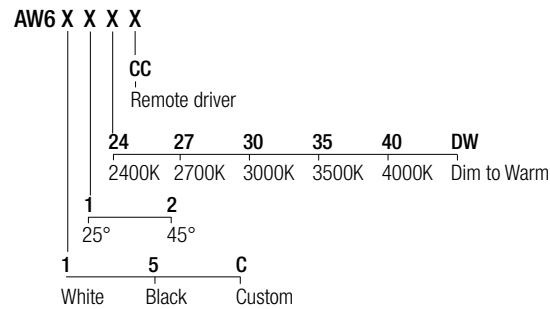
## Ceiling mounted luminaire

Static White: 4,5W · 500mA (V<sub>i</sub> 9V) · Series wiring  
 Dim to Warm: 4,5W · 250mA (V<sub>i</sub> 18V) · Series wiring  
 CRI98 · 2-Step MacAdam

2400K	406 lm	3500K	548 lm
2700K	517 lm	4000K	541 lm
3000K	541 lm	DW	358 lm



### Code Construction



### Static White - 500mA Drivers


- CCPRO10A-500** (1..2) IP20  
Dimming: PHASE - 0-10V
- CCPRO40A-500** (1..6) IP20  
Dimming: PHASE - 0-10V

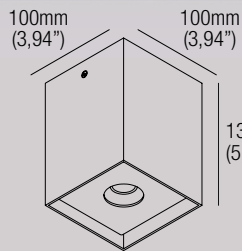
### Dim to Warm - 250mA Drivers

- CCPRO10A-250-DW** (1..2) IP20  
Dimming: PHASE - 0-10V
- CCPRO40A-250-DW** (1..3) IP20  
Dimming: PHASE - 0-10V

# ARIK 10

design: Roberto Mantovani

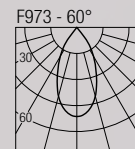
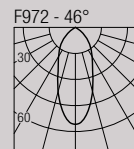
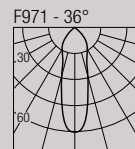
IP20 Class 2 



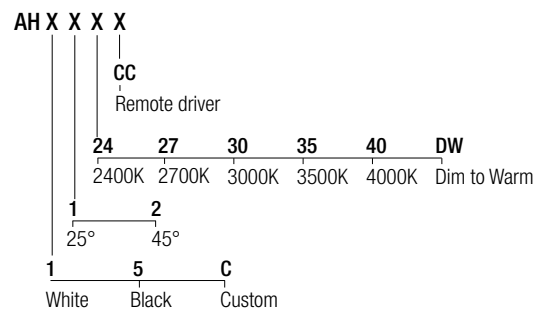
## Ceiling mounted luminaire

Static White: 9W · 500mA (V<sub>i</sub> 18V) · Series wiring  
 Dim to Warm: 7,2W · 400mA (V<sub>i</sub> 18V) · Series wiring  
 CRI98 · 2-Step MacAdam

2400K	728 lm	3500K	1130 lm
2700K	1064 lm	4000K	1114 lm
3000K	1116 lm	DW	630 lm



### Code Construction



### Static White - 500mA Drivers

- CCPRO10A-500** (1) IP20  
Dimming: PHASE - 0-10V
- CCPRO40A-500** (1..3) IP20  
Dimming: PHASE - 0-10V

### Dim to Warm - 400mA Drivers

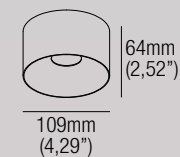

- CCPRO10A-400** (1) IP20  
Dimming: PHASE - 0-10V
- CCPRO40A-400** (1..3) IP20  
Dimming: PHASE - 0-10V



# CRU

design: Jude Allen

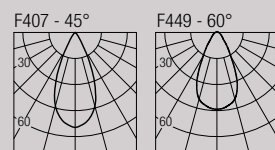
IP20 Class 2 



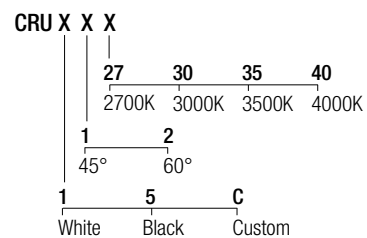
**Ceiling mounted luminaire**

9W · 120VAC  
CRI98 · 2-Step MacAdam

2700K	882 lm
3000K	926 lm
3500K	1015 lm
4000K	985 lm



Code Construction



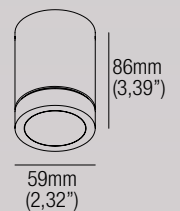
Accessories

**LH05**  
Low luminance hex louvre 

# ART

design: Roberto Mantovani

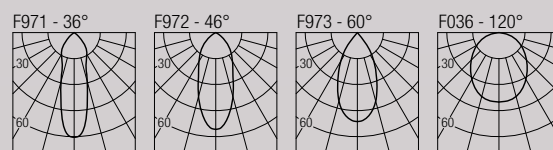
IP65 Class 2 



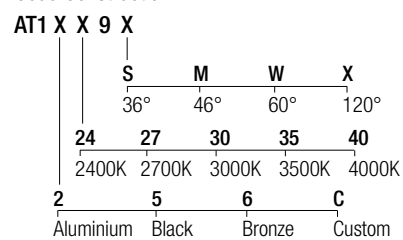
**Ceiling mounted luminaire**

7,5W · 24VDC · Parallel wiring  
CRI98 · 2-Step MacAdam


2400K	487 lm
2700K	655 lm
3000K	688 lm
3500K	697 lm
4000K	686 lm



Code Construction



Accessories

**LOD1**  
Low luminance hex louvre 

24VDC Drivers

- DLM.30** (1..3) IP20  
Dimming: PHASE - 0-10V
- DLM.60** (1..7) IP20  
Dimming: PHASE - 0-10V
- DLM.100** (1..12) IP20  
Dimming: PHASE - 0-10V

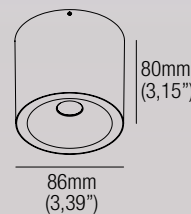


# SASABUNE

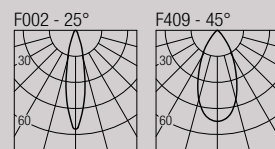
design: Lapo Grassellini

IP65 Class 2 

**Ceiling mounted luminaire**  
9W · 500mA (V, 18V) · Series wiring  
CRI98 · 2-Step MacAdam



2700K	661 lm
3000K	698 lm
3500K	747 lm
4000K	767 lm
DW	623 lm



Code Construction

SB1	X	X	9	X
		S	W	
		25°	45°	
	27	30	35	40
	2700K	3000K	3500K	4000K
1	5			C
White	Black			Custom

Static White - 500mA Drivers

**CCPRO10A-500** (1) IP20

Dimming: PHASE - 0-10V

**CCPRO40A-500** (1..6) IP20

Dimming: PHASE - 0-10V

Dim to Warm - 250mA Drivers

**CCPRO10A-250-DW** (1) IP20

Dimming: PHASE - 0-10V

**CCPRO40A-250-DW** (1..3) IP20

Dimming: PHASE - 0-10V

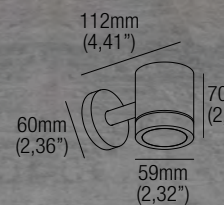
# KELLER S

design: Roberto Mantovani

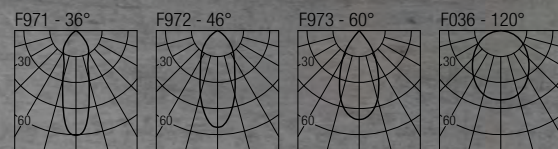
IP65 Class 2 

**Wall mounted luminaire**

7,5W · 24VDC · Parallel wiring  
CRI98 · 2-Step MacAdam



2400K	487 lm
2700K	655 lm
3000K	688 lm
3500K	697 lm
4000K	686 lm




Code Construction

KE1	X	X	9	X	
		S	M	W	X
		36°	46°	60°	120°
	24	27	30	35	40
	2400K	2700K	3000K	3500K	4000K
2	5	6			C
Aluminium	Black	Bronze			Custom

Accessories

**LOD1**

Low luminance hex louvre 

24VDC Drivers

**DLM.30** (1..3) IP20

Dimming: PHASE - 0-10V

**DLM.60** (1..7) IP20

Dimming: PHASE - 0-10V


**DLM.100** (1..12) IP20

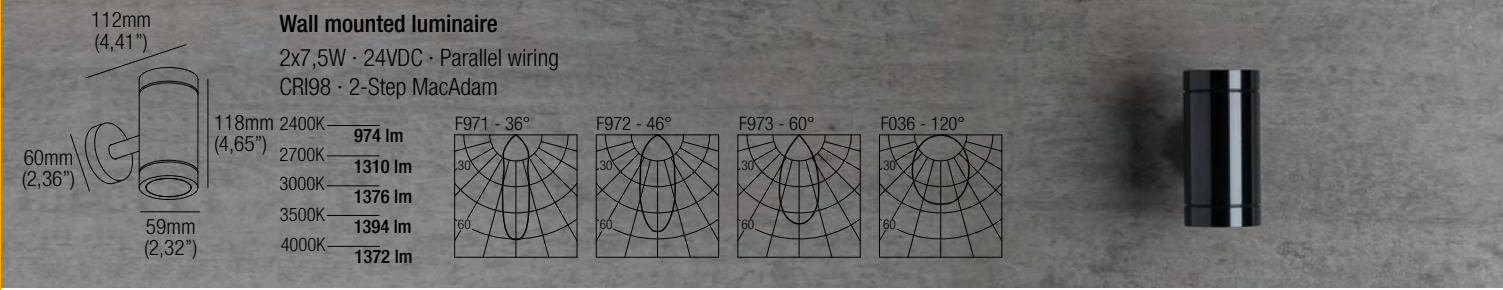
Dimming: PHASE - 0-10V



# KELLER D

design: Roberto Mantovani

IP65 Class 2 



**Wall mounted luminaire**  
2x7,5W · 24VDC · Parallel wiring  
CRI98 · 2-Step MacAdam

2400K	974 lm
2700K	1310 lm
3000K	1376 lm
3500K	1394 lm
4000K	1372 lm

Code Construction

KE2	X	X	9	X	X
↑	↓	↓	↑	↓	↓
	S	M	W	X	
	36°	46°	60°	120°	
	↓	↓	↓	↓	
	S	M	W	X	
	36°	46°	60°	120°	
	24	27	30	35	40
	2400K	2700K	3000K	3500K	4000K
	2	5	6	C	
	Aluminium	Black	Bronze	Custom	

Accessories


**2xL0D1**  
Low luminance hex louvre 

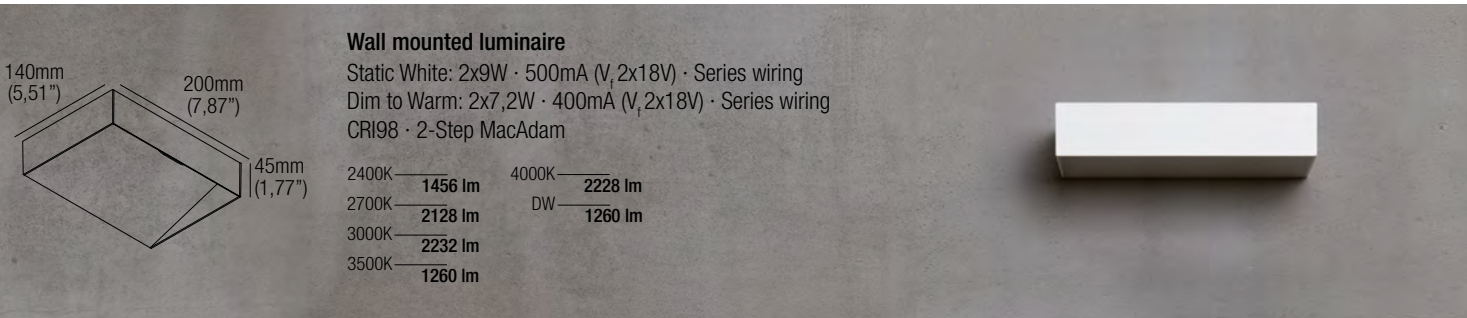
24VDC Drivers

- DLM.30** (1) IP20  
Dimming: PHASE - 0-10V
- DLM.60** (1..3) IP20  
Dimming: PHASE - 0-10V
- DLM.100** (1..6) IP20  
Dimming: PHASE - 0-10V

# GAGA

design: Lapo Grassellini

IP20 Class 2 



**Wall mounted luminaire**

Static White: 2x9W · 500mA (V, 2x18V) · Series wiring  
Dim to Warm: 2x7,2W · 400mA (V, 2x18V) · Series wiring  
CRI98 · 2-Step MacAdam

2400K	1456 lm	4000K	2228 lm
2700K	2128 lm	DW	1260 lm
3000K	2232 lm		
3500K	1260 lm		

Code Construction

GG1	X	X	9			
↓	↓	↓	↓			
	24	27	30	35	40	DW
	2400K	2700K	3000K	3500K	4000K	Dim to Warm
	1	5	C			
	White	Black	Custom			

Static White - 500mA Drivers

**CCPRO40A-500** (1) IP20  
Dimming: PHASE - 0-10V

Dim to Warm - 400mA Drivers

**CCPRO40A-400** (1) IP20  
Dimming: PHASE - 0-10V

Tunable White - 500mA Drivers


**DL0561S1** (1) IP20  
Dimming: 0-10V

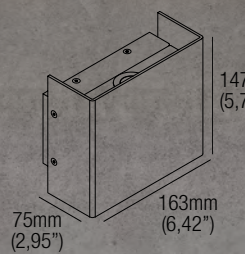




# CADMO 6

design: Roberto Mantovani

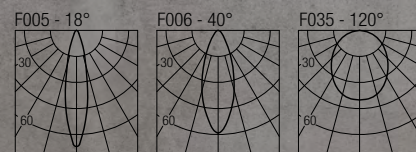
IP65 Class 2 



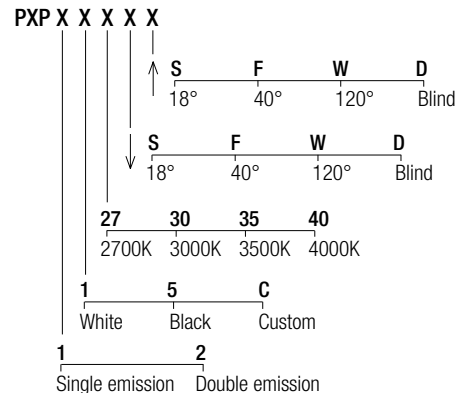
**Wall mounted luminaire**

4,5W (single) 9W (double) · 500mA (V, 9-2x9V) · Series wiring  
CRI98 · 2-Step MacAdam

	Single	Double
2700K	384 lm	768 lm
3000K	400 lm	800 lm
3500K	433 lm	866 lm
4000K	462 lm	924 lm



Code Construction



Static White - 500mA Drivers

**CCPRO10A-500** (1..2/1) IP20

Dimming: PHASE - 0-10V


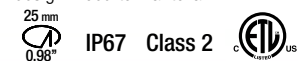
**CCPRO40A-500** (1..6/1..3) IP20

Dimming: PHASE - 0-10V



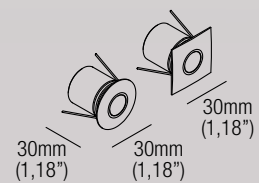
# PUCK

design: Roberto Mantovani

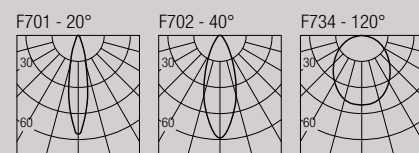


## Flush optic IP-rated downlight

1W · 350mA (V, 2, 9V) · Series wiring  
CRI90 · 3-Step MacAdam



2700K	81 lm
3000K	81 lm
3500K	100 lm
4000K	107 lm



### Code Construction

PK	X	X	X	X
	B	N	Z	C
	White	Black	INOX AISI 316L	Custom
	27	30	35	40
	2700K	3000K	3500K	4000K
	1	2	9	
	20°	40°	120°	
	1	2		
	Round	Square		

### Accessories

**AT064R01025**  
Airtight recessed housing for insulated ceiling

**IC064R01025**  
Recessed housing for insulated ceiling

**MP-R025**  
Baseplate

**R01025**  
T-bar baseplate

**CSTY01**  
Recessing box

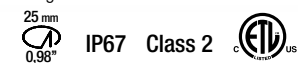
### 350mA Drivers

**CCPRO10A-350** (1..9) IP20  
Dimming: PHASE - 0-10V

**CCPRO40A-350** (1..18) IP20  
Dimming: PHASE - 0-10V

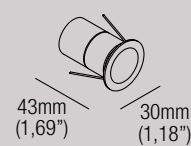
# TYTUS

design: Roberto Mantovani

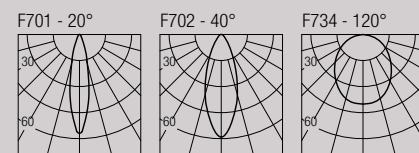


## Recessed optic IP-rated downlight

1W · 350mA (V, 2, 9V) · Series wiring  
CRI90 · 3-Step MacAdam



2700K	81 lm
3000K	81 lm
3500K	100 lm
4000K	107 lm



### Code Construction

TYU	X	X	X	X
	B	N	C	
	White	Black	Custom	
	27	30	35	40
	2700K	3000K	3500K	4000K
	1	2	9	
	20°	40°	120°	

### Accessories

**AT064R01025**  
Airtight recessed housing for insulated ceiling

**IC064R01025**  
Recessed housing for insulated ceiling


**MP-R025**  
Baseplate

**R01025**  
T-bar baseplate

### 350mA Drivers

**CCPRO10A-350** (1..9) IP20  
Dimming: PHASE - 0-10V

**CCPRO40A-350** (1..18) IP20  
Dimming: PHASE - 0-10V




IP-RATED DOWNLIGHTS

◀BACK

# TYZAN

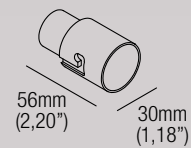
design: Roberto Mantovani

IP67 Class 2 

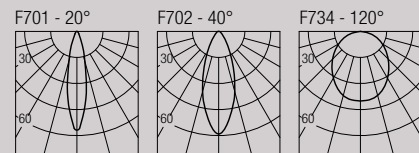


**Trimless IP-rated downlight**

1W · 350mA (V, 2,9V) · Series wiring  
CRI90 · 3-Step MacAdam



2700K	81 lm
3000K	81 lm
3500K	100 lm
4000K	107 lm



**Code Construction**

TZ X X X			
B	N	C	
White	Black	Custom	
27	30	35	40
2700K	3000K	3500K	4000K
1	2	9	
20°	40°	120°	

**Accessories**

- AT064R01045**  
Airtight recessed housing for insulated ceiling
- IC064R01045**  
Recessed housing for insulated ceiling
- MP-R045**  
Baseplate
- R01045**  
T-bar baseplate
- ZQC001 White**  
Plasterboard recessing frame
- ZQC001.BMK-WH White**  
**ZQC001.BMK-BLK Black**  
**ZQC001.BMK-CU Custom**  
Backmount frame for hard surfaces

**350mA Drivers**

- CCPRO10A-350** (1..9) IP20  
Dimming: PHASE - 0-10V
- CCPRO40A-350** (1..18) IP20  
Dimming: PHASE - 0-10V

# LOTUS 2

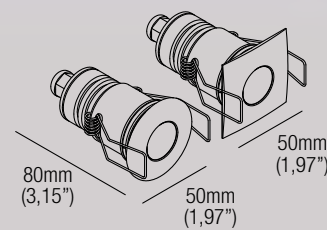
design: Roberto Mantovani

40 mm  
1,57" IP67 Class 2 

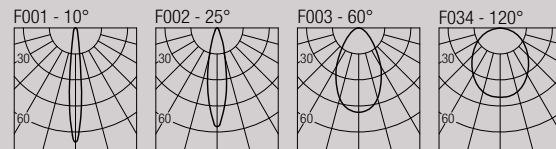


**Flush optic IP-rated downlight**

1,5W · 500mA (V, 2,9V) · Series wiring  
CRI90 · 3-Step MacAdam



2700K	500mA	128 lm
3000K	133 lm	
3500K	146 lm	
4000K	154 lm	



**Code Construction**

LT1 X X X X				
B	N	Z	C	
White	Black	INOX AISI 316L	Custom	
27	30	35	40	
2700K	3000K	3500K	4000K	
0	1	2	9	
10°	20°	40°	120°	
1	2			
Round	Square			

**Accessories**

- AT064R01040**  
Airtight recessed housing for insulated ceiling
- IC064R01040**  
Recessed housing for insulated ceiling
- MP-R040**  
Baseplate
- R01040**  
T-bar baseplate
- CSXT01**  
Recessing box
- LH01**  
Low luminance hex louvre

**500mA Drivers**

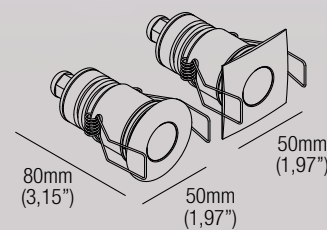
- CCPRO10A-500** (1..6) IP20  
Dimming: PHASE - 0-10V
- CCPRO40A-500** (1..18) IP20  
Dimming: PHASE - 0-10V

FLEXALIGHTING



# LOTUS 6

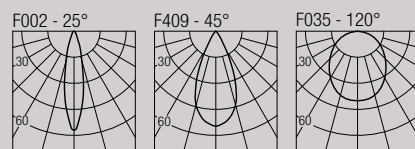
design: Roberto Mantovani



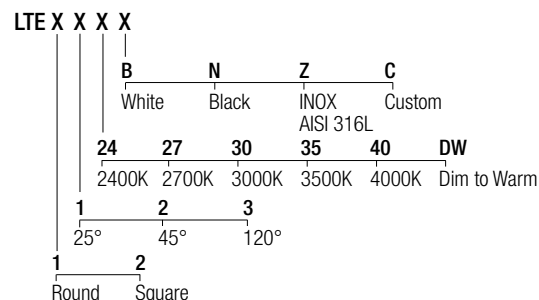
**Flush optic IP-rated downlight**

Static White: 4,5W · 500mA (V, 9V) · Series wiring  
 Dim to Warm: 4,5W · 250mA (V, 18V) · Series wiring  
 CRI98 · 2-Step MacAdam

2400K	406 lm	3500K	548 lm
2700K	517 lm	4000K	541 lm
3000K	541 lm	DW	358 lm



**Code Construction**



**Accessories**

**AT064R01040**  
 Airtight recessed housing for insulated ceiling

**IC064R01040**  
 Recessed housing for insulated ceiling

**MP-R040**  
 Baseplate

**R01040**  
 T-bar baseplate

**CSXT01**  
 Recessing box

**LH01**  
 Low luminance hex louvre



**Static White - 500mA Drivers**

**CCPRO10A-500** (1..2) IP20  
 Dimming: PHASE - 0-10V

**CCPRO40A-500** (1..6) IP20  
 Dimming: PHASE - 0-10V

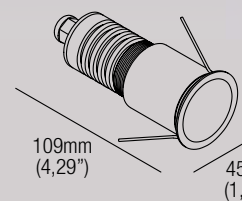

**Dim to Warm - 250mA Drivers**

**CCPRO10A-250-DW** (1..2) IP20  
 Dimming: PHASE - 0-10V

**CCPRO40A-250-DW** (1..3) IP20  
 Dimming: PHASE - 0-10V

# BABUS 2

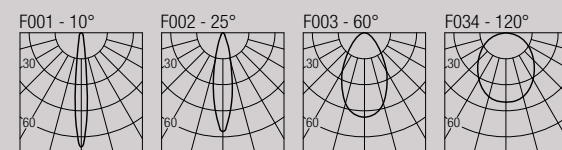
design: Roberto Mantovani



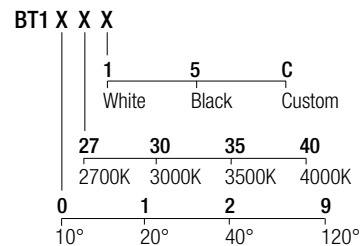
**Recessed optic IP-rated downlight**

1,5W · 500mA (V, 2,9V) · Series wiring  
 CRI90 · 3-Step MacAdam

2700K	128 lm	3000K	133 lm	3500K	146 lm	4000K	154 lm
-------	--------	-------	--------	-------	--------	-------	--------



**Code Construction**



**Accessories**

**AT086R02040**  
 Airtight recessed housing for insulated ceiling

**IC086R02040**  
 Recessed housing for insulated ceiling

**MP-R040**  
 Baseplate

**R02040**  
 T-bar baseplate

**CSBU01**  
 Recessing box

**LH01**  
 Low luminance hex louvre

**500mA Drivers**

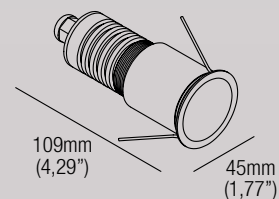
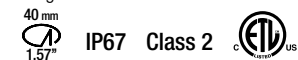
**CCPRO10A-500** (1..6) IP20  
 Dimming: PHASE - 0-10V

**CCPRO40A-500** (1..18) IP20  
 Dimming: PHASE - 0-10V



# BABUS 6

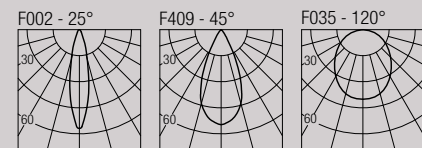
design: Roberto Mantovani



## Recessed optic IP-rated downlight

Static White: 4,5W · 500mA (V<sub>i</sub> 9V) · Series wiring  
 Dim to Warm: 4,5W · 250mA (V<sub>i</sub> 18V) · Series wiring  
 CRI98 · 2-Step MacAdam

2400K	406 lm	3500K	548 lm
2700K	517 lm	4000K	541 lm
3000K	541 lm	DW	358 lm



### Code Construction

**BTE X X X**

1	5	C			
White	Black	Custom			
24	27	30	35	40	DW
2400K	2700K	3000K	3500K	4000K	Dim to Warm
0	1	2	9		
10°	20°	40°	120°		

### Accessories

**AT086R02040**  
Airtight recessed housing for insulated ceiling

**IC086R02040**  
Recessed housing for insulated ceiling

**MP-R040**  
Baseplate

**R02040**  
T-bar baseplate

**CSBU01**  
Recessing box

### Static White - 500mA Drivers

**CCPRO10A-500** (1..2) IP20  
Dimming: PHASE - 0-10V

**CCPRO40A-500** (1..6) IP20  
Dimming: PHASE - 0-10V

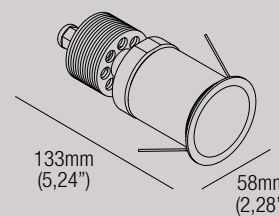
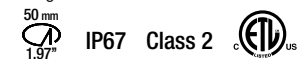
### Dim to Warm - 250mA Drivers

**CCPRO10A-250-DW** (1..2) IP20  
Dimming: PHASE - 0-10V

**CCPRO40A-250-DW** (1..3) IP20  
Dimming: PHASE - 0-10V

# BABUS 10

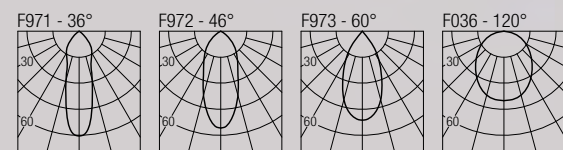
design: Roberto Mantovani



## Recessed optic IP-rated downlight

Static White: 9W · 500mA (V<sub>i</sub> 18V) · Series wiring  
 Dim to Warm: 7,2W · 400mA (V<sub>i</sub> 18V) · Series wiring  
 CRI98 · 2-Step MacAdam

2400K	728 lm	3500K	1130 lm
2700K	1064 lm	4000K	1114 lm
3000K	1116 lm	DW	630 lm



### Code Construction

**BN1 X X 9 X**

24	27	30	35	40	DW
2400K	2700K	3000K	3500K	4000K	Dim to Warm
S	M	W	X		
36°	46°	60°	120°		
1	5	C			
White	Black	Custom			

### Accessories

**AT086R02051**  
Airtight recessed housing for insulated ceiling

**IC086R02051**  
Recessed housing for insulated ceiling

**MP-R051**  
Baseplate

**R02051**  
T-bar baseplate

**CSBT10**  
Recessing box

### Static White - 500mA Drivers

**CCPRO10A-500** (1) IP20  
Dimming: PHASE - 0-10V

**CCPRO40A-500** (1..3) IP20  
Dimming: PHASE - 0-10V


### Dim to Warm - 400mA Drivers

**CCPRO10A-400** (1) IP20  
Dimming: PHASE - 0-10V

**CCPRO40A-400** (1..3) IP20  
Dimming: PHASE - 0-10V


### LDD1

Low luminance hex louvre



# ZERUS 2

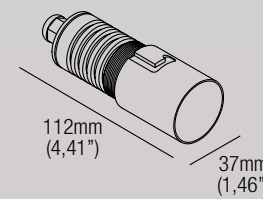
design: Roberto Mantovani

IP67 Class 2 

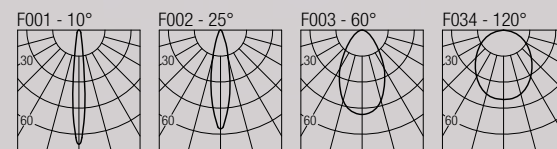


**Trimless IP-rated downlight**

1,5W · 500mA (V, 2,9V) · Series wiring  
CRI90 · 3-Step MacAdam



500mA	
2700K	128 lm
3000K	133 lm
3500K	146 lm
4000K	154 lm



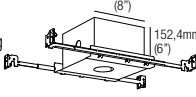
Code Construction

ZT1 X X X

1	5	C	
White	Black	Custom	
27	30	35	40
2700K	3000K	3500K	4000K
0	1	2	9
10°	20°	40°	120°


Accessories

**AT086R02051**  
Airtight recessed housing for insulated ceiling




**IC086R02051**  
Recessed housing for insulated ceiling

**MP-R051**  
Baseplate



**RO1051**  
T-bar baseplate



**ZQT00U** White  
Plasterboard recessing frame




**ZQT00U.BMK-WH** White  
**ZQT00U.BMK-BLK** Black  
**ZQT00U.BMK-CU** Custom  
Backmount frame for hard surfaces



**LH01**  
Low luminance hex louvre 

500mA Drivers

**CCPRO10A-500** (1..6) IP20  
Dimming: PHASE - 0-10V  
**CCPRO40A-500** (1..18) IP20  
Dimming: PHASE - 0-10V



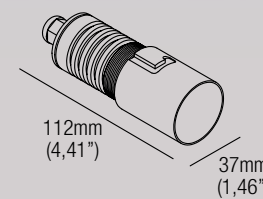
# ZERUS 6

design: Roberto Mantovani

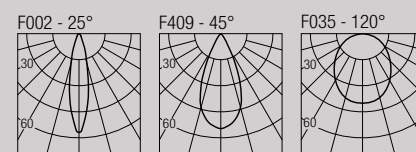
IP67 Class 2 

**Trimless IP-rated downlight**

Static White: 4,5W · 500mA (V, 9V) · Series wiring  
Dim to Warm: 4,5W · 250mA (V, 18V) · Series wiring  
CRI98 · 2-Step MacAdam



2400K	406 lm	3500K	548 lm
2700K	517 lm	4000K	541 lm
3000K	541 lm	DW	358 lm



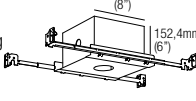
Code Construction

ZTE X X X

B	N	Z	C		
White	Black	INOX AISI 316L	Custom		
24	27	30	35	40	DW
2400K	2700K	3000K	3500K	4000K	Dim to Warm
S	M	W			
25°	45°	120°			


Accessories

**AT086R02051**  
Airtight recessed housing for insulated ceiling




**IC086R02051**  
Recessed housing for insulated ceiling

**MP-R051**  
Baseplate



**RO1051**  
T-bar baseplate



**ZQT00U** White  
Plasterboard recessing frame



**ZQT00U.BMK-WH** White  
**ZQT00U.BMK-BLK** Black  
**ZQT00U.BMK-CU** Custom  
Backmount frame for hard surfaces



**LH01**  
Low luminance hex louvre 

Static White - 500mA Drivers

**CCPRO10A-500** (1..2) IP20  
Dimming: PHASE - 0-10V  
**CCPRO40A-500** (1..6) IP20  
Dimming: PHASE - 0-10V


Dim to Warm - 250mA Drivers

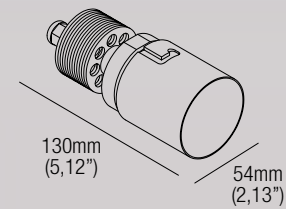
**CCPRO10A-250-DW** (1..2) IP20  
Dimming: PHASE - 0-10V  
**CCPRO40A-250-DW** (1..3) IP20  
Dimming: PHASE - 0-10V



# ZERUS 10

design: Roberto Mantovani

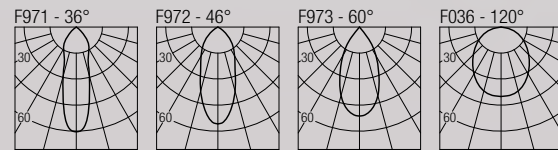
IP67 Class 2 



**Trimless IP-rated downlight**

Static White: 9W · 500mA (V, 18V) · Series wiring  
 Dim to Warm: 7,2W · 400mA (V, 18V) · Series wiring  
 CRI98 · 2-Step MacAdam

2400K	728 lm	3500K	1130 lm
2700K	1064 lm	4000K	1114 lm
3000K	1116 lm	DW	630 lm



**Code Construction**

**ZN1 X 9 X X**

1	S	M	W	X
	36°	46°	60°	120°
24	27	30	35	40
2400K	2700K	3000K	3500K	4000K
				DW
				Dim to Warm

**Accessories**

**AT086R02070**  
 Airtight recessed housing for insulated ceiling

**IC086R02070**  
 Recessed housing for insulated ceiling

**MP-R070**  
 Baseplate

**RO2070**  
 T-bar baseplate

**ZTC10U** White  
 Plasterboard recessing frame

**ZTC10U.BMK-WH** White  
**ZTC10U.BMK-BLK** Black  
**ZTC10U.BMK-CU** Custom  
 Backmount frame for hard surfaces

**LOD1**  
 Low luminance hex louvre

**Static White - 500mA Drivers**

**CCPRO10A-500** (1) IP20  
 Dimming: PHASE - 0-10V

**CCPRO40A-500** (1..3) IP20  
 Dimming: PHASE - 0-10V

**Dim to Warm - 400mA Drivers**

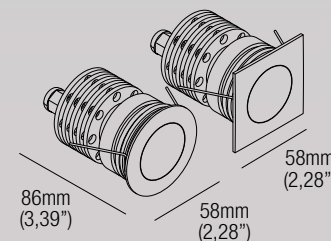
**CCPRO10A-400** (1) IP20  
 Dimming: PHASE - 0-10V

**CCPRO40A-400** (1..3) IP20  
 Dimming: PHASE - 0-10V

# FLY 6

design: Rod&Todd

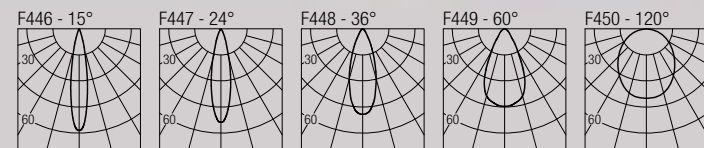
50mm  
1,97" IP67 Class 2 



**Flush optic IP-rated downlight**

Static White: 4,5W · 500mA (V, 9V) · Series wiring  
 Dim to Warm: 4,5W · 250mA (V, 18V) · Series wiring  
 CRI98 · 2-Step MacAdam

2400K	434 lm	3500K	586 lm
2700K	553 lm	4000K	579 lm
3000K	579 lm	DW	383 lm



**Code Construction**

**FLY6 X X X X**

1	N	S	M	W	X
	15°	24°	36°	60°	120°
24	27	30	35	40	DW
2400K	2700K	3000K	3500K	4000K	Dim to Warm
1	2				
Round	Square				

**Accessories**

**AT064R01051**  
 Airtight recessed housing for insulated ceiling

**IC064R01051**  
 Recessed housing for insulated ceiling

**MP-R051**  
 Baseplate

**RO1051**  
 T-bar baseplate

**CSDS10**  
 Recessing box

**LH03**  
 Low luminance hex louvre

**Static White - 500mA Drivers**

**CCPRO10A-500** (1..2) IP20  
 Dimming: PHASE - 0-10V

**CCPRO40A-500** (1..6) IP20  
 Dimming: PHASE - 0-10V

**Dim to Warm - 250mA Drivers**

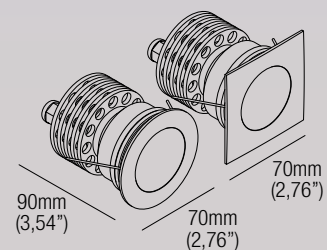


**CCPRO10A-250-DW** (1..2) IP20  
 Dimming: PHASE - 0-10V

**CCPRO40A-250-DW** (1..3) IP20  
 Dimming: PHASE - 0-10V



# FLY 10

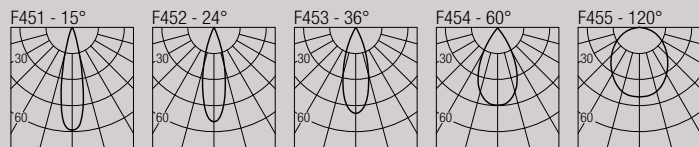
design: Rod&Todd



**Flush optic IP-rated downlight**

Static White: 9W · 500mA (V, 18V) · Series wiring  
 Dim to Warm: 7,2W · 400mA (V, 18V) · Series wiring  
 CRI98 · 2-Step MacAdam

2400K	770 lm	3500K	1195 lm
2700K	1125 lm	4000K	1178 lm
3000K	1180 lm	DW	667 lm



**Code Construction**

**FLY1 X X 9 X X**

N	S	M	W	X
15°	24°	36°	60°	120°
B	N	Z	C	
White	Black	INOX AISI 316L	Custom	
24	27	30	35	40
2400K	2700K	3000K	3500K	4000K
1	2			DW
Round	Square			Dim to Warm

**Accessories**

**AT064RO1060**  
 Airtight recessed housing for insulated ceiling

**IC064RO1060**  
 Recessed housing for insulated ceiling

**MP-R060**  
 Baseplate

**R01060**  
 T-bar baseplate

**CSXJ01**  
 Recessing box

**LH04**  
 Low luminance hex louvre

**Static White - 500mA Drivers**

**CCPRO10A-500** (1) IP20  
 Dimming: PHASE - 0-10V

**CCPRO40A-500** (1..3) IP20  
 Dimming: PHASE - 0-10V

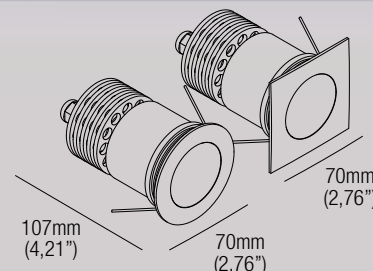
**Dim to Warm - 400mA Drivers**

**CCPRO10A-400** (1) IP20  
 Dimming: PHASE - 0-10V

**CCPRO40A-400** (1..3) IP20  
 Dimming: PHASE - 0-10V

# ALPHA 10

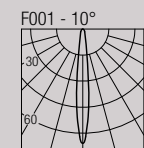
design: Roberto Mantovani



**Flush optic IP-rated downlight**

9W · 500mA (V, 18V) · Series wiring  
 CRI98 · 2-Step MacAdam

2400K	728 lm
2700K	1064 lm
3000K	1116 lm
3500K	1130 lm
4000K	1114 lm



**Code Construction**

**AP2 X X X 9 1**

Beam angle 10°

24	27	30	35	40	DW
2400K	2700K	3000K	3500K	4000K	Dim to Warm
B	N	Z	C		
White	Black	INOX AISI 316L	Custom		
1	2				
Round	Square				

**Accessories**

**AT086RO2060**  
 Airtight recessed housing for insulated ceiling

**IC086RO2060**  
 Recessed housing for insulated ceiling

**MP-R060**  
 Baseplate

**R02060**  
 T-bar baseplate

**CSXJ01**  
 Recessing box

**500mA Drivers**

**CCPRO10A-500** (1) IP20  
 Dimming: PHASE - 0-10V

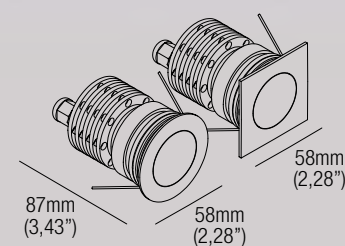
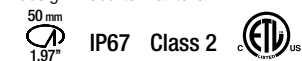
**CCPRO40A-500** (1..3) IP20  
 Dimming: PHASE - 0-10V





# JUPITER

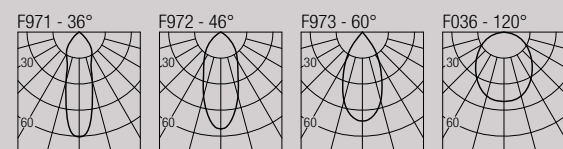
design: Roberto Mantovani



## Flush optic IP-rated downlight

7,5W · 24VDC · Parallel wiring  
CRI98 · 2-Step MacAdam

2400K	487 lm
2700K	655 lm
3000K	688 lm
3500K	697 lm
4000K	686 lm



### Code Construction

**JP1 X X X 9 X**

S	M	W	X
36°	46°	60°	120°
24	27	30	35
2400K	2700K	3000K	3500K
4000K			
B	N	Z	C
White	Black	INOX	Custom
1	2		
Round	Square		

### Accessories

#### AT064R01051

Airtight recessed housing for insulated ceiling

#### IC064R01051

Recessed housing for insulated ceiling

#### MP-R051

Baseplate

#### R01051

T-bar baseplate

#### CSDS10

Recessing box

#### LOD1

Low luminance hex louvre



### 24VDC Drivers

#### DLM.30 (1..3) IP20

Dimming: PHASE - 0-10V

#### DLM.60 (1..7) IP20

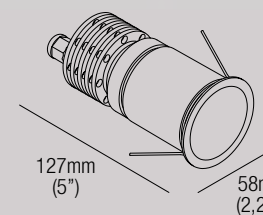
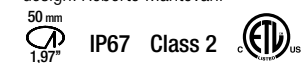
Dimming: PHASE - 0-10V

#### DLM.100 (1..12) IP20

Dimming: PHASE - 0-10V

# VENUS

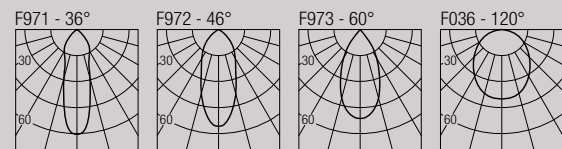
design: Roberto Mantovani



## Recessed optic IP-rated downlight

7,5W · 24VDC · Parallel wiring  
CRI98 · 2-Step MacAdam

2400K	487 lm
2700K	504 lm
3000K	530 lm
3500K	543 lm
4000K	556 lm



### Code Construction

**VN1 X 9 X X**

S	M	W	X
36°	46°	60°	120°
24	27	30	35
2400K	2700K	3000K	3500K
4000K			
B	N	C	
White	Black	Custom	

### Accessories

#### AT086R02051

Airtight recessed housing for insulated ceiling

#### IC086R02051

Recessed housing for insulated ceiling

#### MP-R051

Baseplate

#### R02051

T-bar baseplate

#### CSBT10

Recessing box

#### LOD1

Low luminance hex louvre

### 24VDC Drivers

#### DLM.30 (1..3) IP20

Dimming: PHASE - 0-10V

#### DLM.60 (1..7) IP20

Dimming: PHASE - 0-10V

#### DLM.100 (1..12) IP20

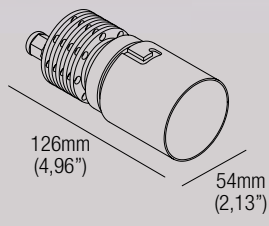
Dimming: PHASE - 0-10V



# ERIS

design: Roberto Mantovani

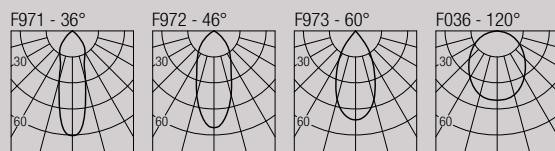
IP67 Class 2 



**Trimless IP-rated downlight**

7,5W · 24VDC · Parallel wiring  
CRI98 · 2-Step MacAdam

2400K	487 lm
2700K	504 lm
3000K	530 lm
3500K	543 lm
4000K	556 lm



**Code Construction**

**ER1 X 9 X X**

S	M	W	X
B	N	C	
White	Black	Custom	
24	27	30	35
2400K	2700K	3000K	3500K

**Accessories**


- AT086R02070**  
Airtight recessed housing for insulated ceiling
- IC086R02070**  
Recessed housing for insulated ceiling
- MP-R070**  
Baseplate
- R02070**  
T-bar baseplate
- ZTC10U** White  
Plasterboard recessing frame
- ZTC10U.BMK-WH** White  
**ZTC10U.BMK-BLK** Black  
**ZTC10U.BMK-CU** Custom  
Backmount frame for hard surfaces

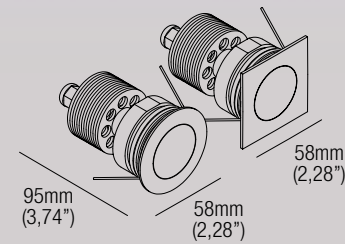
**24VDC Drivers**

- DLM.30** (1..3) IP20  
Dimming: PHASE - 0-10V
- DLM.60** (1..7) IP20  
Dimming: PHASE - 0-10V
- DLM.100** (1..12) IP20  
Dimming: PHASE - 0-10V

# WOTAN 10

design: Lapo Grassellini

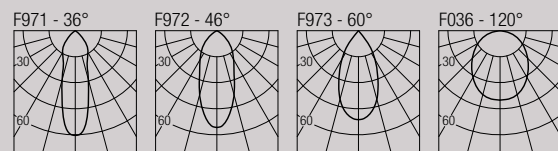
50 mm IP67 Class 2 



**Flush optic IP-rated downlight**

Static White: 9W · 500mA (V<sub>i</sub> 18V) · Series wiring  
Dim to Warm: 7,2W · 400mA (V<sub>i</sub> 18V) · Series wiring  
CRI98 · 2-Step MacAdam

2400K	728 lm	3500K	1130 lm
2700K	1064 lm	4000K	1114 lm
3000K	1116 lm	DW	630 lm



**Code Construction**

**WT1 X X 9 X X**

S	M	W	X
B	N	Z	C
White	Black	INOX AISI 316L	Custom
24	27	30	35
2400K	2700K	3000K	3500K
1	2		DW
Round	Square		Dim to Warm

**Accessories**

- AT064R01051**  
Airtight recessed housing for insulated ceiling
- IC064R01051**  
Recessed housing for insulated ceiling
- MP-R051**  
Baseplate
- R01051**  
T-bar baseplate
- CSDS10**  
Recessing box
- LOD1**  
Low luminance hex louvre

**Static White - 500mA Drivers**

- CCPRO10A-500** (1) IP20  
Dimming: PHASE - 0-10V
- CCPRO40A-500** (1..3) IP20  
Dimming: PHASE - 0-10V

**Dim to Warm - 400mA Drivers**

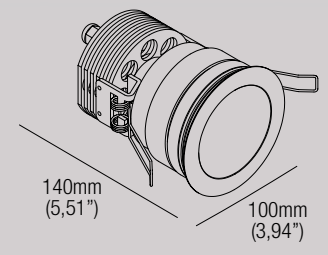
- CCPRO10A-400** (1) IP20  
Dimming: PHASE - 0-10V
- CCPRO40A-400** (1..3) IP20  
Dimming: PHASE - 0-10V



# WOTAN 20

design: Lapo Grassellini

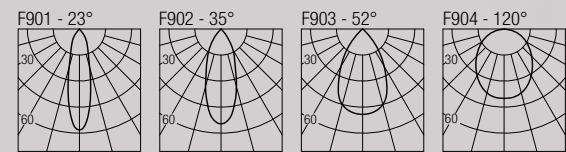
90 mm  
3,54" IP67 Class 2 



## Flush optic IP-rated downlight

18W · 500mA (V, 36V)  
CRI98 · 2-Step MacAdam

2700K — 1659 lm  
3000K — 1752 lm  
3500K — 1873 lm  
4000K — 1924 lm



### Code Construction

**WT2 X 9 X X**

S	M	W	X
23°	35°	52°	120°
B	N	Z	C
White	Black	INOX AISI 316L	Custom
27	30	35	40
2700K	3000K	3500K	4000K

### Accessories

**AT086R02090**  
Airtight recessed housing for insulated ceiling

**IC086R02090**  
Recessed housing for insulated ceiling

**MP-R090**  
Baseplate

**R02090**  
T-bar baseplate

**CSDS20**  
Recessing box

**LWT201**  
Low luminance hex louvre

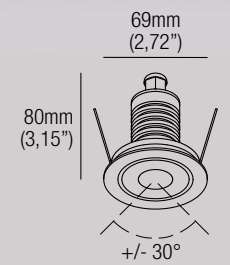
### 500mA Drivers

**CCPRO40A-500** (1) IP20  
Dimming: PHASE - 0-10V

# SLOT 6

design: Roberto Mantovani

60 mm  
2,36" IP67 Class 2 

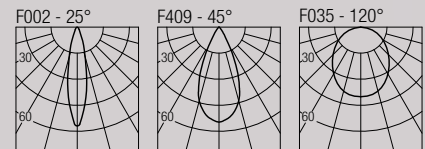


## Adjustable IP-rated downlight

Static White: 4,5W · 500mA (V, 9V) · Series wiring  
Dim to Warm: 4,5W · 250mA (V, 18V) · Series wiring  
CRI98 · 2-Step MacAdam

2400K — 406 lm  
2700K — 517 lm  
3000K — 541 lm

3500K — 548 lm  
4000K — 541 lm  
DW — 358 lm



### Code Construction

**SL6 X X X E**

S	M	W			
25°	45°	120°			
24	27	30	35	40	DW
2400K	2700K	3000K	3500K	4000K	Dim to Warm
B	N	Z	C		
White	Black	INOX AISI 316L	Custom		

### Accessories

**AT064R01060**  
Airtight recessed housing for insulated ceiling

**IC064R01060**  
Recessed housing for insulated ceiling

**MP-R060**  
Baseplate

**R01060**  
T-bar baseplate

**CSXJ01**  
Recessing box

**LH01**  
Low luminance hex louvre

### Static White - 500mA Drivers

**CCPRO10A-500** (1..2) IP20  
Dimming: PHASE - 0-10V

**CCPRO40A-500** (1..6) IP20  
Dimming: PHASE - 0-10V

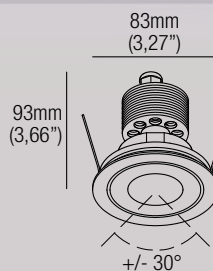
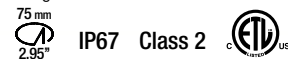
### Dim to Warm - 250mA Drivers

**CCPRO10A-250-DW** (1..2) IP20  
Dimming: PHASE - 0-10V

**CCPRO40A-250-DW** (1..3) IP20  
Dimming: PHASE - 0-10V

# SLOT 10

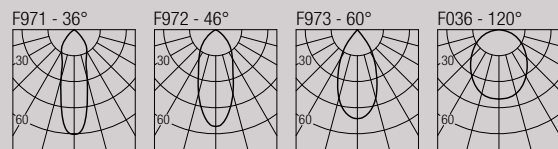
design: Roberto Mantovani



## Adjustable IP-rated downlight

Static White: 9W · 500mA (V<sub>i</sub> 18V) · Series wiring  
 Dim to Warm: 7,2W · 400mA (V<sub>i</sub> 18V) · Series wiring  
 CRI98 · 2-Step MacAdam

2400K	728 lm	3500K	1130 lm
2700K	1064 lm	4000K	1114 lm
3000K	1116 lm	DW	630 lm



### Code Construction

**SL1 X X 9 X**

S	M	W	X
36°	46°	60°	120°
24	27	30	35
2400K	2700K	3000K	3500K
Dim to Warm			
B	N	Z	C
White	Black	INOX AISI 316L	Custom

### Accessories

**AT086R02075**  
 Airtight recessed housing for insulated ceiling

**IC086R02075**  
 Recessed housing for insulated ceiling

**MP-R075**  
 Baseplate

**R02075**  
 T-bar baseplate

**CSSL01**  
 Recessing box

**LOD1**  
 Low luminance hex louvre

### Static White - 500mA Drivers

**CCPRO10A-500** (1) IP20  
 Dimming: PHASE - 0-10V

**CCPRO40A-500** (1..3) IP20  
 Dimming: PHASE - 0-10V

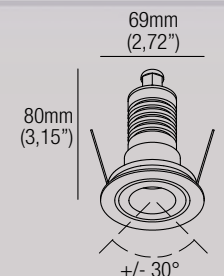

### Dim to Warm - 400mA Drivers

**CCPRO10A-400** (1) IP20  
 Dimming: PHASE - 0-10V

**CCPRO40A-400** (1..3) IP20  
 Dimming: PHASE - 0-10V

# TYRONE 6

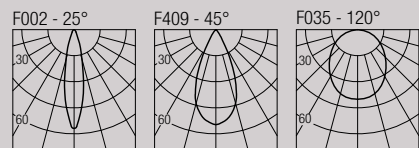
design: Roberto Mantovani



## Adjustable IP-rated downlight

Static White: 4,5W · 500mA (V<sub>i</sub> 9V) · Series wiring  
 Dim to Warm: 4,5W · 250mA (V<sub>i</sub> 18V) · Series wiring  
 CRI98 · 2-Step MacAdam

2400K	406 lm	3500K	548 lm
2700K	517 lm	4000K	541 lm
3000K	541 lm	DW	358 lm



### Code Construction

**TR6 X X X E**

S	M	W
25°	45°	120°
24	27	30
2400K	2700K	3000K
Dim to Warm		
B	N	Z
White	Black	INOX AISI 316L

### Accessories

**AT086R02060**  
 Airtight recessed housing for insulated ceiling

**IC086R02060**  
 Recessed housing for insulated ceiling

**MP-R060**  
 Baseplate

**R02060**  
 T-bar baseplate

**CSXJ01**  
 Recessing box

**LOH1**  
 Low luminance hex louvre

### Static White - 500mA Drivers


**CCPRO10A-500** (1..2) IP20  
 Dimming: PHASE - 0-10V

**CCPRO40A-500** (1..6) IP20  
 Dimming: PHASE - 0-10V

### Dim to Warm - 250mA Drivers

**CCPRO10A-250-DW** (1..2) IP20  
 Dimming: PHASE - 0-10V

**CCPRO40A-250-DW** (1..3) IP20  
 Dimming: PHASE - 0-10V

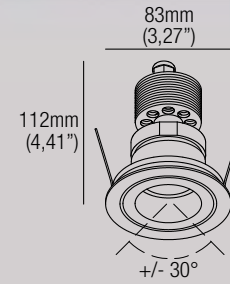


IP RATED DOWNLIGHTS

◀BACK

# TYRONE 10

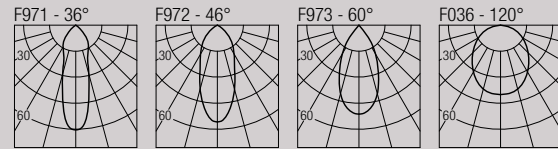
design: Roberto Mantovani



## Adjustable IP-rated downlight

Static White: 9W · 500mA (V, 18V) · Series wiring  
 Dim to Warm: 7,2W · 400mA (V, 18V) · Series wiring  
 CRI98 · 2-Step MacAdam

2400K	728 lm	3500K	1130 lm
2700K	1064 lm	4000K	1114 lm
3000K	1116 lm	DW	630 lm



### Code Construction

TR1 X X 9 X						
	S	M	W	X		
	36°	46°	60°	120°		
	24	27	30	35	40	DW
	2400K	2700K	3000K	3500K	4000K	Dim to Warm
B	N	Z	C			
White	Black	INOX AISI 316L	Custom			

### Accessories

**AT086R02075**  
 Airtight recessed housing for insulated ceiling

**IC086R02075**  
 Recessed housing for insulated ceiling

**MP-R075**  
 Baseplate

**R02075**  
 T-bar baseplate

**CSSL01**  
 Recessing box

**LOD1**  
 Low luminance hex louvre

### Static White - 500mA Drivers

**CCPRO10A-500** (1) IP20  
 Dimming: PHASE - 0-10V

**CCPRO40A-500** (1..3) IP20  
 Dimming: PHASE - 0-10V

### Dim to Warm - 400mA Drivers

**CCPRO10A-400** (1) IP20  
 Dimming: PHASE - 0-10V

**CCPRO40A-400** (1..3) IP20  
 Dimming: PHASE - 0-10V



FLEXALIGHTING

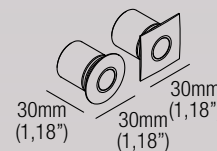
# TYLA

design: Roberto Mantovani


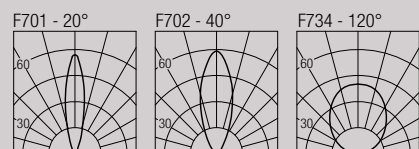
IP67 Class 2 

## Uplight

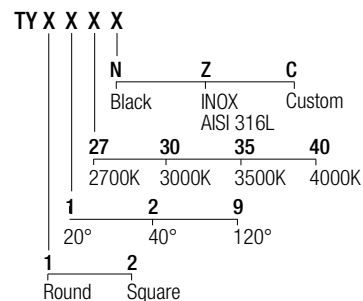
1W · 350mA (V<sub>i</sub> 2,9V) · Series wiring  
CRI90 · 3-Step MacAdam



2700K	81 lm
3000K	81 lm
3500K	100 lm
4000K	107 lm

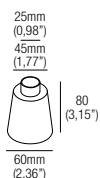


### Code Construction

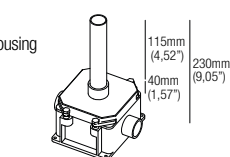


### Accessories

**CSTY01**  
Recessing box



**CSTY01.CP**  
Concrete pour housing for ingrade



### 350mA Drivers

**CCPRO10A-350** (1..9) IP20  
Dimming: PHASE - 0-10V

**CCPRO40A-350** (1..18) IP20  
Dimming: PHASE - 0-10V

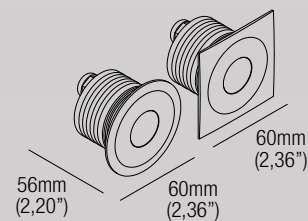
# FATBOY 2

design: Roberto Mantovani


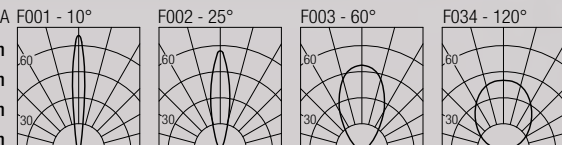
IP67 Class 2   

## Uplight

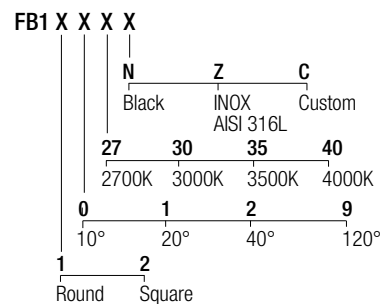
1,5W · 500mA (V<sub>i</sub> 2,9V) · Series wiring  
CRI90 · 3-Step MacAdam



2700K	128 lm
3000K	133 lm
3500K	146 lm
4000K	154 lm

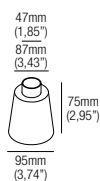


### Code Construction

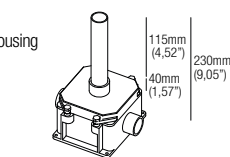


### Accessories

**CSFB01**  
Recessing box



**CSFB01.CP**  
Concrete pour housing for ingrade



### 500mA Drivers


**CCPRO10A-500** (1..6) IP20  
Dimming: PHASE - 0-10V

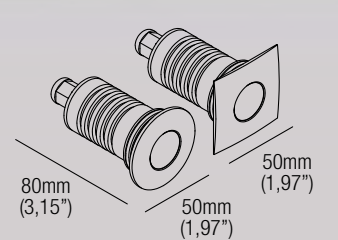
**CCPRO40A-500** (1..18) IP20  
Dimming: PHASE - 0-10V



# TERA 2

design: Roberto Mantovani

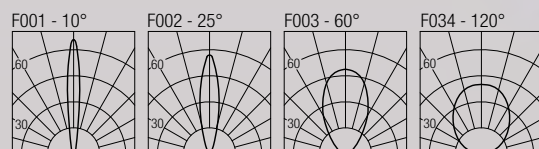
IP67 Class 2 



**Uplight**

1,5W · 500mA (V<sub>i</sub> 2,9V) · Series wiring  
CRI90 · 3-Step MacAdam

500mA	F001 - 10°	F002 - 25°	F003 - 60°	F034 - 120°
2700K	128 lm			
3000K	133 lm			
3500K	146 lm			
4000K	154 lm			

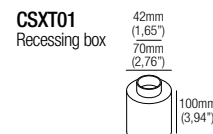


Code Construction

**XT1 X X X X**

N	Z	C
Black	INOX AISI 316L	Custom
27	30	35
2700K	3000K	3500K
4000K		
0	1	2
10°	20°	40°
1	2	
Round	Square	

Accessories




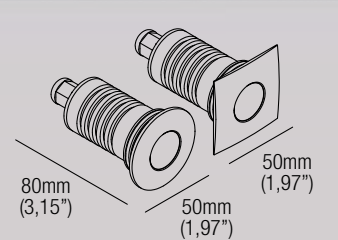
500mA Drivers

**CCPRO10A-500** (1..6) IP20  
Dimming: PHASE - 0-10V  
**CCPRO40A-500** (1..18) IP20  
Dimming: PHASE - 0-10V

# TERA 6

design: Roberto Mantovani

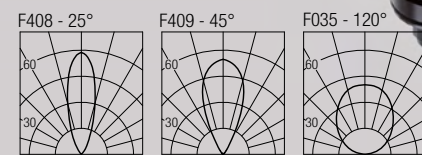
IP67 Class 2 



**Uplight**

Static White: 4,5W · 500mA (V<sub>i</sub> 9V) · Series wiring  
Dim to Warm: 4,5W · 250mA (V<sub>i</sub> 18V) · Series wiring  
CRI98 · 2-Step MacAdam

2400K	406 lm	3500K	548 lm
2700K	517 lm	4000K	541 lm
3000K	541 lm	DW	358 lm

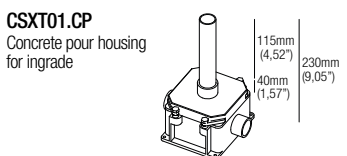
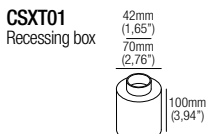


Code Construction

**XT2 X X X X E**

N	Z	C
Black	INOX AISI 316L	Custom
24	27	30
2400K	2700K	3000K
3500K	4000K	DW
25°	45°	120°
1	2	3
1	2	
Round	Square	

Accessories



Static White - 500mA Drivers

**CCPRO10A-500** (1..2) IP20  
Dimming: PHASE - 0-10V  
**CCPRO40A-500** (1..6) IP20  
Dimming: PHASE - 0-10V


Dim to Warm - 250mA Drivers

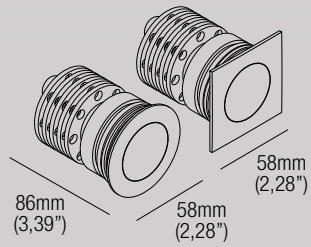
**CCPRO10A-250-DW** (1..2) IP20  
Dimming: PHASE - 0-10V  
**CCPRO40A-250-DW** (1..3) IP20  
Dimming: PHASE - 0-10V



# DIG 6

design: Rod&Todd


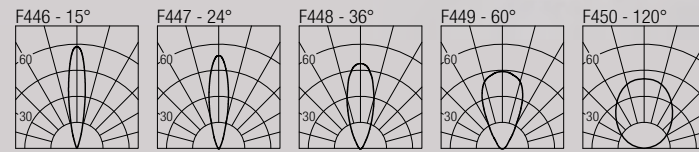
IP67 Class 2 



### Uplight

Static White: 4,5W · 500mA (V<sub>i</sub> 9V) · Series wiring  
Dim to Warm: 4,5W · 250mA (V<sub>i</sub> 18V) · Series wiring  
CRI98 · 2-Step MacAdam

2400K	434 lm
2700K	553 lm
3000K	579 lm
3500K	586 lm
4000K	579 lm
DW	383 lm



### Code Construction

**DIG6** X X X X

N	S	M	W	X
15°	24°	36°	60°	120°
N	Z	C		
Black	INOX AISI 316L	Custom		
24	27	30	35	40
2400K	2700K	3000K	3500K	4000K
1	2			
Round	Square			

### Accessories

**CSDS10**  
Recessing box  
55mm (2.17")  
92mm (3.62")  
110mm (4.33")  
106mm (4.17")

**CSDS10.CP**  
Concrete pour housing for ingrade  
115mm (4.52")  
40mm (1.57")  
230mm (9.05")

**LOH3**  
Low luminance hex louvre

### Static White - 500mA Drivers

**CCPR010A-500** (1..2) IP20  
Dimming: PHASE - 0-10V

**CCPR040A-500** (1..6) IP20  
Dimming: PHASE - 0-10V

### Dim to Warm - 250mA Drivers

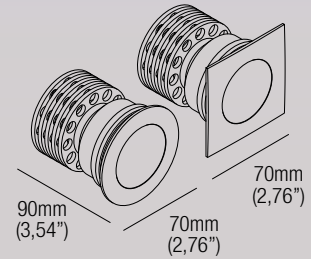
**CCPR010A-250-DW** (1..2) IP20  
Dimming: PHASE - 0-10V

**CCPR040A-250-DW** (1..3) IP20  
Dimming: PHASE - 0-10V

# DIG 10

design: Rod&Todd


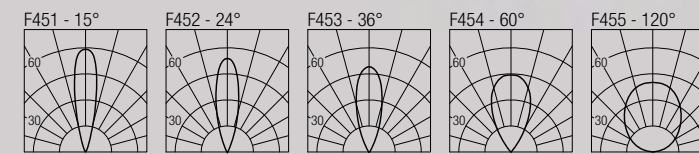
IP67 Class 2 



### Uplight

Static White: 9W · 500mA (V<sub>i</sub> 18V) · Series wiring  
Dim to Warm: 7,2W · 400mA (V<sub>i</sub> 18V) · Series wiring  
CRI98 · 2-Step MacAdam

2400K	770 lm
2700K	1125 lm
3000K	1180 lm
3500K	1195 lm
4000K	1178 lm
DW	667 lm



### Code Construction

**DIG1** X X 9 X X

N	S	M	W	X
15°	24°	36°	60°	120°
N	Z	C		
Black	INOX AISI 316L	Custom		
24	27	30	35	40
2400K	2700K	3000K	3500K	4000K
1	2			
Round	Square			

### Accessories

**CSXJ01**  
Recessing box  
62mm (2.44")  
92mm (3.62")  
115mm (4.53")

**CSXJ01.CP**  
Concrete pour housing for ingrade  
115mm (4.52")  
48mm (1.88")  
291mm (11.45")

**LOH4**  
Low luminance hex louvre

### Static White - 500mA Drivers

**CCPR010A-500** (1) IP20  
Dimming: PHASE - 0-10V

**CCPR040A-500** (1..3) IP20  
Dimming: PHASE - 0-10V

### Dim to Warm - 400mA Drivers

**CCPR010A-400** (1) IP20  
Dimming: PHASE - 0-10V



**CCPR040A-400** (1..3) IP20  
Dimming: PHASE - 0-10V





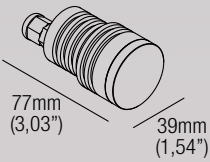
# GLASS 6

design: Roberto Mantovani


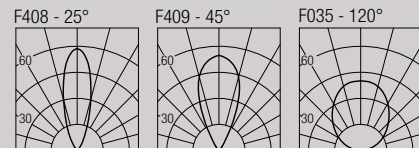
IP67 Class 2  

**Uplight**

Static White: 4,5W · 500mA (V<sub>i</sub> 9V) · Series wiring  
 Dim to Warm: 4,5W · 250mA (V<sub>i</sub> 18V) · Series wiring  
 CRI98 · 2-Step MacAdam



2400K	406 lm	3500K	548 lm
2700K	517 lm	4000K	541 lm
3000K	541 lm	DW	358 lm

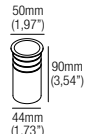


Code Construction

**GS6 X X**

24	27	30	35	40	DW
2400K	2700K	3000K	3500K	4000K	Dim to Warm
1	2				
25°	45°				

Accessories

**CSGS01**  
 Recessing box 

**LH01**  
 Low luminance hex louvre 

Static White - 500mA Drivers



**CCPRO10A-500** (1..2) IP20  
 Dimming: PHASE - 0-10V  
**CCPRO40A-500** (1..6) IP20  
 Dimming: PHASE - 0-10V

Dim to Warm - 250mA Drivers

**CCPRO10A-250-DW** (1..2) IP20  
 Dimming: PHASE - 0-10V  
**CCPRO40A-250-DW** (1..3) IP20  
 Dimming: PHASE - 0-10V

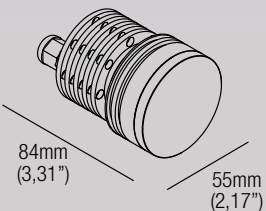
# GLASS 10

design: Roberto Mantovani


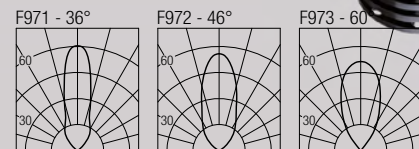
IP67 Class 2  

**Uplight**

Static White: 9W · 500mA (V<sub>i</sub> 18V) · Series wiring  
 Dim to Warm: 7,2W · 400mA (V<sub>i</sub> 18V) · Series wiring  
 CRI98 · 2-Step MacAdam



2400K	728 lm	3500K	1130 lm
2700K	1064 lm	4000K	1114 lm
3000K	1116 lm	DW	630 lm





Code Construction

**GS1 X X**

24	27	30	35	40	DW
2400K	2700K	3000K	3500K	4000K	Dim to Warm
S	M	W			
36°	46°	60°			

Accessories

**CSGS07**  
 Recessing box 

**LH01**  
 Low luminance hex louvre 

Static White - 500mA Drivers

**CCPRO10A-500** (1) IP20  
 Dimming: PHASE - 0-10V  
**CCPRO40A-500** (1..3) IP20  
 Dimming: PHASE - 0-10V


Dim to Warm - 400mA Drivers

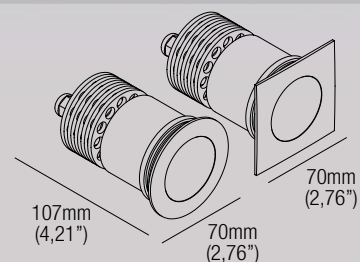
**CCPRO10A-400** (1) IP20  
 Dimming: PHASE - 0-10V  
**CCPRO40A-400** (1..3) IP20  
 Dimming: PHASE - 0-10V



# JAN 10

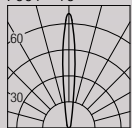
design: Roberto Mantovani

IP67 Class 2 



**Uplight**  
9W · 500mA (V, 18V) · Series wiring  
CRI98 · 2-Step MacAdam

2400K	619 lm
2700K	904 lm
3000K	949 lm
3500K	961 lm
4000K	947 lm

F001 - 10°  




Code Construction  
**JN2 X X X 9 1**

Beam angle 10°

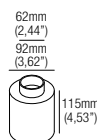
24	27	30	35	40	DW
2400K	2700K	3000K	3500K	4000K	Dim to Warm

**N** **Z** **C**  
Black INOX Custom  
AISI 316L

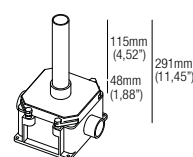
**1** **2**  
Round Square

**Accessories**

**CSXJ01**  
Recessing box



**CSXJ01.CP**  
Concrete pour housing for ingrade




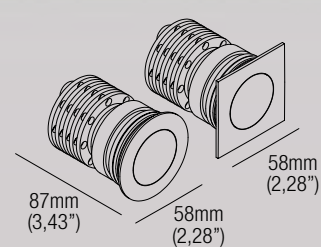
**500mA Drivers**

**CCPRO10A-500** (1) IP20  
Dimming: PHASE - 0-10V  
**CCPRO40A-500** (1..3) IP20  
Dimming: PHASE - 0-10V

# BREE

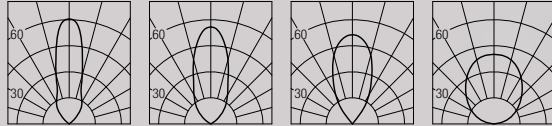
design: Roberto Mantovani


IP67 Class 2 



**Uplight**  
7,5W · 24VDC · Parallel wiring  
CRI98 · 2-Step MacAdam

2400K	487 lm
2700K	655 lm
3000K	688 lm
3500K	697 lm
4000K	686 lm

F971 - 36°  
F972 - 46°  
F973 - 60°  
F036 - 120°  




Code Construction  
**BR1 X X X 9 X**

S M W X  
36° 46° 60° 120°

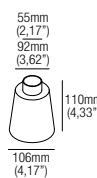
**N** **Z** **C**  
Black INOX Custom  
AISI 316L

24	27	30	35	40
2400K	2700K	3000K	3500K	4000K

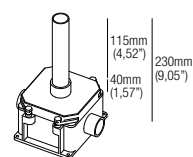
**1** **2**  
Round Square

**Accessories**

**CSDS10**  
Recessing box



**CSDS10.CP**  
Concrete pour housing for ingrade



**LOD1**  
Low luminance hex louvre 

**24VDC Drivers**

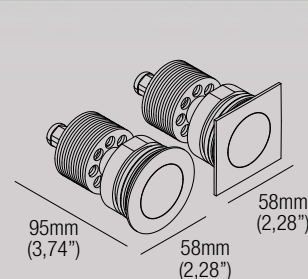
**DLM.30** (1..3) IP20  
Dimming: PHASE - 0-10V  
**DLM.60** (1..7) IP20  
Dimming: PHASE - 0-10V  
**DLM.100** (1..12) IP20  
Dimming: PHASE - 0-10V



# DESERT 10

design: Lapo Grassellini


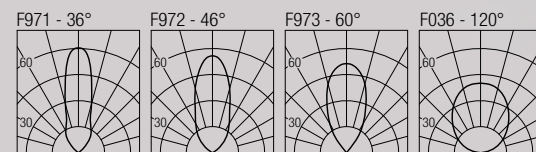
IP67 Class 2 



**Uplight**

Static White: 9W · 500mA (V, 18V) · Series wiring  
 Dim to Warm: 7,2W · 400mA (V, 18V) · Series wiring  
 CRI98 · 2-Step MacAdam

2400K	728 lm
2700K	1064 lm
3000K	1116 lm
3500K	1130 lm
4000K	1114 lm
DW	630 lm



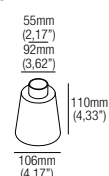
**Code Construction**

DS1	X	X	9	X	X				
			S	M	W	X			
			36°	46°	60°	120°			
			N	Z	C				
			Black	INOX AISI 316L	Custom				
			24	27	30	35	40	DW	
			2400K	2700K	3000K	3500K	4000K	Dim to Warm	
			1	2					
			Round	Square					

**Accessories**

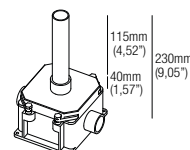
**CSDS10**

Recessing box




**CSDS10.CP**

Concrete pour housing for ingrade



**LOD1**

Low luminance hex louvre 

**Static White - 500mA Drivers**

**CCPRO10A-500** (1) IP20

Dimming: PHASE - 0-10V

**CCPRO40A-500** (1..3) IP20

Dimming: PHASE - 0-10V

**Dim to Warm - 400mA Drivers**

**CCPRO10A-400** (1) IP20


Dimming: PHASE - 0-10V

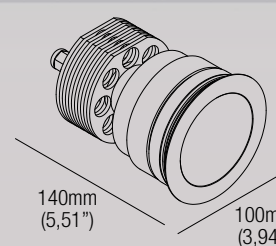
**CCPRO40A-400** (1..3) IP20

Dimming: PHASE - 0-10V

# DESERT 20

design: Lapo Grassellini

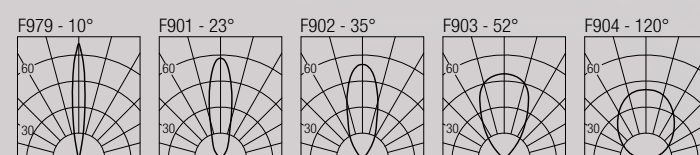
IP67 Class 2 



**Uplight**

18W · 500mA (V, 36V)  
 CRI98 · 2-Step MacAdam

2700K	1659 lm
3000K	1752 lm
3500K	1873 lm
4000K	1924 lm



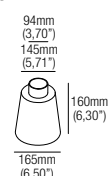
**Code Construction**

DS21	X	9	X	X				
			XS	S	M	W	X	
			10°	23°	35°	52°	120°	
			N	Z	C			
			Black	INOX AISI 316L	Custom			
			27	30	35	40		
			2700K	3000K	3500K	4000K		

**Accessories**

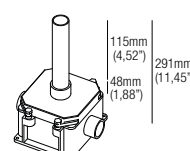
**CSDS20**

Recessing box




**CSDS20.CP**

Concrete pour housing for ingrade



**LWT201**

Low luminance hex louvre 

**500mA Drivers**


**CCPRO40A-500** (1) IP20

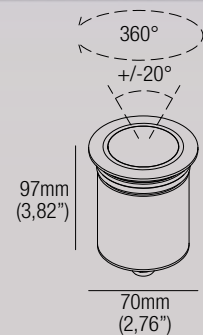
Dimming: PHASE - 0-10V



# NEXUS 6

design: Rod&Todd

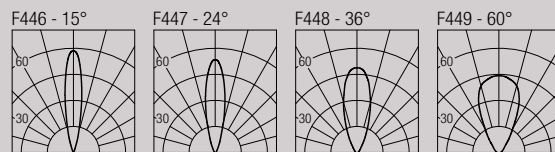
IP67 Class 2 



**Adjustable uplight**

Static White: 4,5W · 500mA (V<sub>i</sub> 9V) · Series wiring  
 Dim to Warm: 4,5W · 250mA (V<sub>i</sub> 18V) · Series wiring  
 CRI98 · 2-Step MacAdam

2400K	434 lm
2700K	553 lm
3000K	579 lm
3500K	586 lm
4000K	579 lm
DW	383 lm



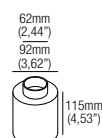
Code Construction

NEX6 X X X						
24	27	30	35	40	DW	
2400K	2700K	3000K	3500K	4000K	Dim to Warm	
N	S	M	W			
15°	24°	36°	60°			
N	Z	C				
Black	INOX AISI 316L	Custom				

Accessories

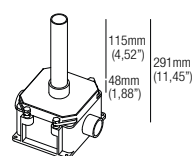
**CSXJ01**

Recessing box




**CSXJ01.CP**

Concrete pour housing for ingrade



**LH03**

Low luminance hex louvre 

Static White - 500mA Drivers

**CCPRO10A-500** (1..2) IP20

Dimming: PHASE - 0-10V

**CCPRO40A-500** (1..6) IP20

Dimming: PHASE - 0-10V

Dim to Warm - 250mA Drivers

**CCPRO10A-250-DW** (1..2) IP20


Dimming: PHASE - 0-10V

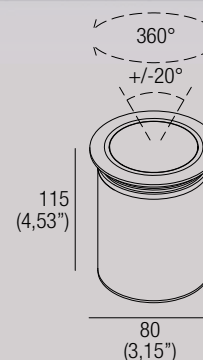
**CCPRO40A-250-DW** (1..3) IP20

Dimming: PHASE - 0-10V

# NEXUS 10

design: Rod&Todd

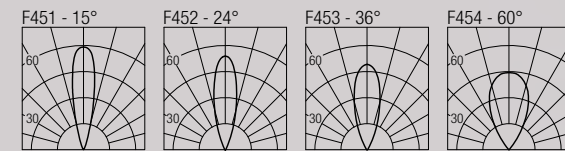
IP67 Class 2 



**Adjustable uplight**

Static White: 9W · 500mA (V<sub>i</sub> 18V) · Series wiring  
 Dim to Warm: 7,2W · 400mA (V<sub>i</sub> 18V) · Series wiring  
 CRI98 · 2-Step MacAdam

2400K	770 lm
2700K	1125 lm
3000K	1180 lm
3500K	1195 lm
4000K	1178 lm
DW	667 lm



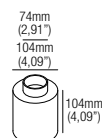
Code Construction

NEX10 X X X						
24	27	30	35	40	DW	
2400K	2700K	3000K	3500K	4000K	Dim to Warm	
N	S	M	W			
15°	24°	36°	60°			
N	Z	C				
Black	INOX AISI 316L	Custom				

Accessories

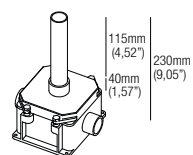
**CSXJ02**

Recessing box




**CSXJ02.CP**

Concrete pour housing for ingrade



**LH04**

Low luminance hex louvre 

Static White - 500mA Drivers

**CCPRO10A-500** (1) IP20

Dimming: PHASE - 0-10V

**CCPRO40A-500** (1..3) IP20

Dimming: PHASE - 0-10V

Dim to Warm - 400mA Drivers

**CCPRO10A-400** (1) IP20

Dimming: PHASE - 0-10V




**CCPRO40A-400** (1..3) IP20

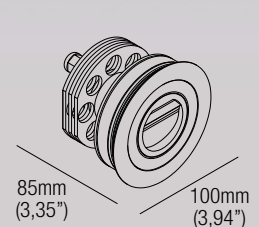
Dimming: PHASE - 0-10V



# MAL 10

design: Lapo Grassellini

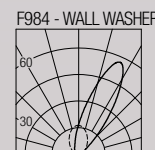
IP67 Class 2   



**Uplight**

Static White: 9W · 500mA (V, 18V) · Series wiring  
Dim to Warm: 7,2W · 400mA (V, 18V) · Series wiring  
CRI98 · 2-Step MacAdam

2400K	728 lm	3500K	1130 lm
2700K	1064 lm	4000K	1114 lm
3000K	1116 lm	DW	630 lm

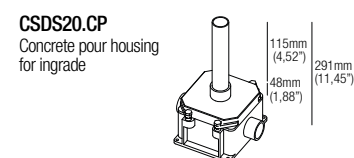
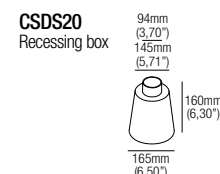


Code Construction

**MA1 X 9 X**

N	Z	C
Black	INOX AISI 316L	Custom
24	27	30
2400K	2700K	3000K
		3500K
		4000K
		Dim to Warm

Accessories



Static White - 500mA Drivers




**CCPRO10A-500** (1) IP20  
Dimming: PHASE - 0-10V  
**CCPRO40A-500** (1..3) IP20  
Dimming: PHASE - 0-10V

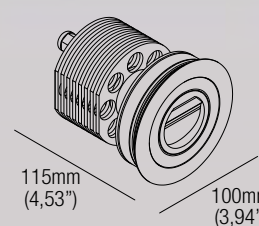
Dim to Warm - 400mA Drivers

**CCPRO10A-400** (1) IP20  
Dimming: PHASE - 0-10V  
**CCPRO40A-400** (1..3) IP20  
Dimming: PHASE - 0-10V

# MAL 20

design: Lapo Grassellini

IP67 Class 2   



**Uplight**

18W · 500mA (V, 36V)  
CRI98 · 2-Step MacAdam

2700K	1659 lm
3000K	1752 lm
3500K	1873 lm
4000K	1924 lm

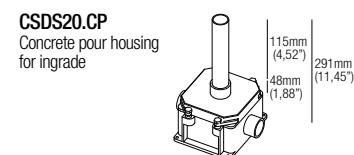
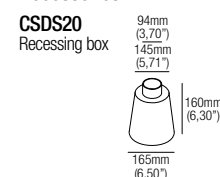


Code Construction

**MA2 X 9 X**

N	Z	C
Black	INOX AISI 316L	Custom
27	30	35
2700K	3000K	3500K
		4000K

Accessories




500mA Drivers

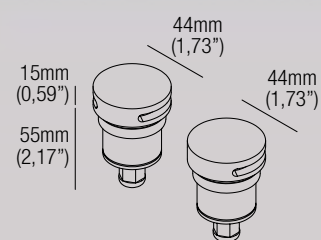
**CCPRO40A-500** (1) IP20  
Dimming: PHASE - 0-10V



# BUNGA

design: Roberto Mantovani

IP67 Class 2 



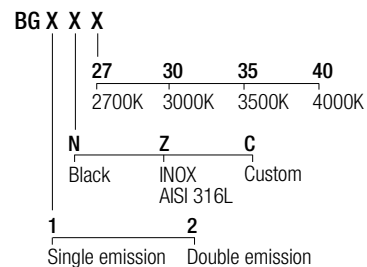
**Pathlight**

1,5W · 500mA (V, 2,9V) · Series wiring  
CRI90 · 3-Step MacAdam

500mA	
2700K	128 lm
3000K	133 lm
3500K	146 lm
4000K	154 lm

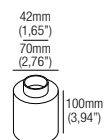


Code Construction

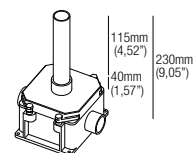


Accessories

**CSXT01**  
Recessing box



**CSXT01.CP**  
Concrete pour housing for ingrade



**CXTY01.CPW**  
Concrete pour housing for wall

500mA Drivers

**CCPRO10A-500** (1..6) IP20


Dimming: PHASE - 0-10V

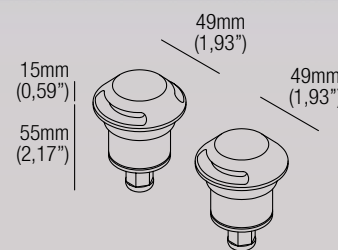
**CCPRO40A-500** (1..18) IP20

Dimming: PHASE - 0-10V

# MINIAIR

design: Roberto Mantovani

IP67 Class 2 



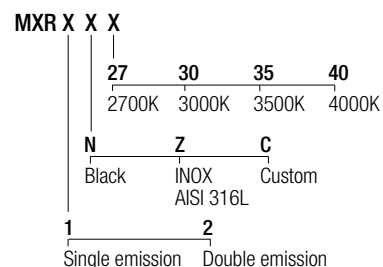
**Pathlight**

1,5W · 500mA (V, 2,9V) · Series wiring  
CRI90 · 3-Step MacAdam

500mA	
2700K	128 lm
3000K	133 lm
3500K	146 lm
4000K	154 lm

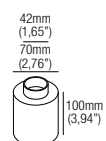


Code Construction

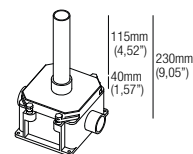


Accessories

**CSXT01**  
Recessing box



**CSXT01.CP**  
Concrete pour housing for ingrade



500mA Drivers

**CCPRO10A-500** (1..6) IP20

Dimming: PHASE - 0-10V

**CCPRO40A-500** (1..18) IP20

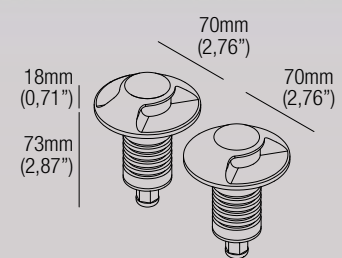
Dimming: PHASE - 0-10V



# AIR 6

design: Roberto Mantovani

IP67 Class 2 



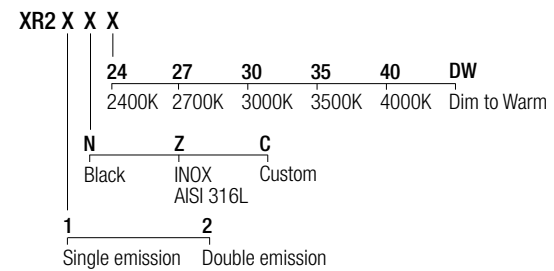
### Pathlight

Static White: 4,5W · 500mA (V, 9V) · Series wiring  
 Dim to Warm: 4,5W · 250mA (V, 18V) · Series wiring  
 CRI98 · 2-Step MacAdam

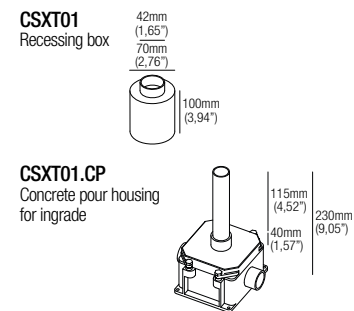
2400K	406 lm	3500K	548 lm
2700K	517 lm	4000K	541 lm
3000K	541 lm	DW	358 lm



### Code Construction



### Accessories



### Static White - 500mA Drivers

**CCPRO10A-500** (1..2) IP20  
Dimming: PHASE - 0-10V  
**CCPRO40A-500** (1..6) IP20  
Dimming: PHASE - 0-10V


### Dim to Warm - 250mA Drivers

**CCPRO10A-250-DW** (1..2) IP20  
Dimming: PHASE - 0-10V  
**CCPRO40A-250-DW** (1..3) IP20  
Dimming: PHASE - 0-10V



# YAGA

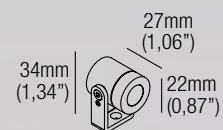
design: Roberto Mantovani

IP65 Class 2 

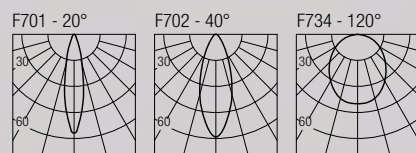


**IP-rated projector**

1W · 350mA (V, 2,9V) · Series wiring  
CRI90 · 3-Step MacAdam



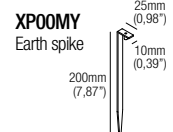
2700K	81 lm
3000K	81 lm
3500K	100 lm
4000K	107 lm



Code Construction

YG1	X	X	X	
	S	M	W	
	20°	40°	120°	
	27	30	35	40
	2700K	3000K	3500K	4000K
	2	5	6	C
	Aluminium	Black	Bronze	Custom

Accessories



**XNTY02** Aluminium - Alluminio  
**XNTY05** Black - Nero  
**XNTY06** Bronze - Bronzo  
Antiglare snoot



**XXT02**  
Tree strap



350mA Drivers

**CCPRO10A-350** (1..9) IP20  
Dimming: PHASE - 0-10V  
**CCPRO40A-350** (1..18) IP20  
Dimming: PHASE - 0-10V

# OLU 2

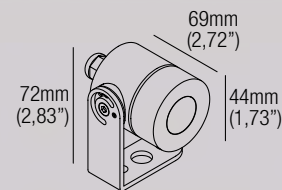
design: Roberto Mantovani

IP65 Class 2 

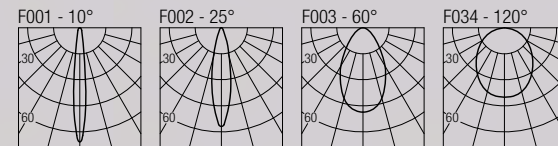


**IP-rated projector**

1,5W · 500mA (V, 2,9V) · Series wiring  
CRI90 · 3-Step MacAdam



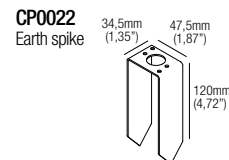
2700K	128 lm
3000K	133 lm
3500K	146 lm
4000K	154 lm



Code Construction

LU1	X	X	X	
	0	1	2	9
	10°	20°	40°	120°
	27	30	35	40
	2700K	3000K	3500K	4000K
	2	5	6	C
	Aluminium	Black	Bronze	Custom

Accessories - Accessori



**LH01**  
Low luminance hex louvre 

**XNTC02** Aluminium  
**XNTC05** Black  
**XNTC06** Bronze  
Antiglare snoot



**XXT01**  
Tree strap



500mA Drivers

**CCPRO10A-500** (1..6) IP20  
Dimming: PHASE - 0-10V  
**CCPRO40A-500** (1..18) IP20  
Dimming: PHASE - 0-10V

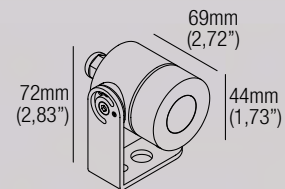




# OLU 6

design: Roberto Mantovani

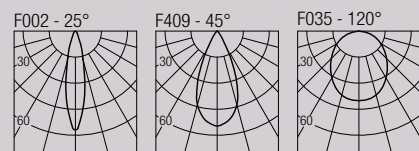
IP65 Class 2 



**IP-rated projector**

Static White: 4,5W · 500mA (V, 9V) · Series wiring  
 Dim to Warm: 4,5W · 250mA (V, 18V) · Series wiring  
 CRI98 · 2-Step MacAdam

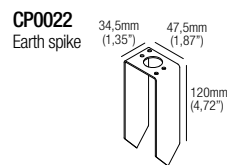
2400K	434 lm	3500K	586 lm
2700K	553 lm	4000K	579 lm
3000K	579 lm	DW	383 lm



Code Construction

**LU2 X X X**

S	M	W			
25°	45°	120°			
24	27	30	35	40	DW
2400K	2700K	3000K	3500K	4000K	Dim to Warm
2	5	6			C
Aluminium	Black	Bronze			Custom



**LH01**  
Low luminance hex louvre 

**XNTC02** Aluminium  
**XNTC05** Black  
**XNTC06** Bronze  
 Antiglare snoot



**XXT01**  
Tree strap



Static White - 500mA Drivers

**CCPRO10A-500** (1..2) IP20  
Dimming: PHASE - 0-10V  
**CCPRO40A-500** (1..6) IP20  
Dimming: PHASE - 0-10V

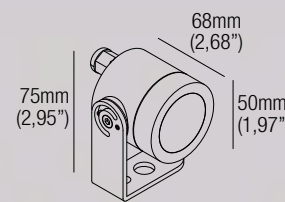
Dim to Warm - 250mA Drivers

**CCPRO10A-250-DW** (1..2) IP20  
Dimming: PHASE - 0-10V  
**CCPRO40A-250-DW** (1..3) IP20  
Dimming: PHASE - 0-10V

# MAUNA 6

design: Rod&Todd

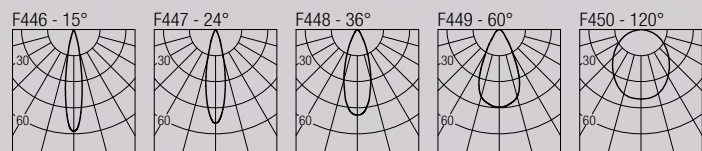
IP65 Class 2 



**IP-rated projector**

Static White: 4,5W · 500mA (V, 9V) · Series wiring  
 Dim to Warm: 4,5W · 250mA (V, 18V) · Series wiring  
 CRI98 · 2-Step MacAdam

2400K	434 lm	3500K	586 lm
2700K	553 lm	4000K	579 lm
3000K	579 lm	DW	383 lm

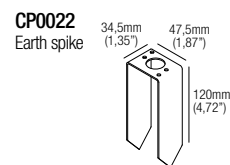


Code Construction

**MU6 X X X**

N	S	M	W	X
15°	24°	36°	60°	120°
24	27	30	35	40
2400K	2700K	3000K	3500K	4000K
				Dim to Warm
2	5	6		
Aluminium	Black	Bronze		Custom

Accessories



**LH03**  
Low luminance hex louvre 

**XNTM02** Aluminium  
**XNTM05** Black  
**XNTM06** Bronze  
 Antiglare snoot



**XXT01**  
Tree strap



Static White - 500mA Drivers

**CCPRO10A-500** (1..2) IP20  
Dimming: PHASE - 0-10V  
**CCPRO40A-500** (1..6) IP20  
Dimming: PHASE - 0-10V

Dim to Warm - 250mA Drivers

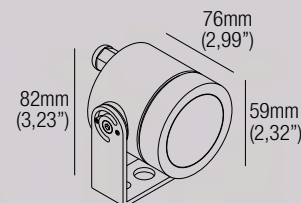
**CCPRO10A-250-DW** (1..2) IP20  
Dimming: PHASE - 0-10V  
**CCPRO40A-250-DW** (1..3) IP20  
Dimming: PHASE - 0-10V



# MAUNA 10

design: Rod&Todd

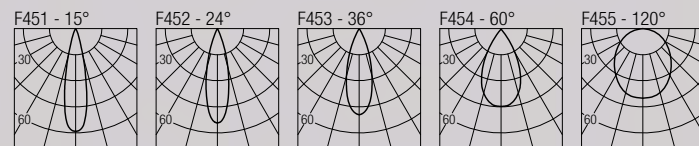
IP65 Class 2 



**IP-rated projector**

Static White: 9W · 500mA (V<sub>i</sub> 18V) · Series wiring  
 Dim to Warm: 7,2W · 400mA (V<sub>i</sub> 18V) · Series wiring  
 CRI98 · 2-Step MacAdam

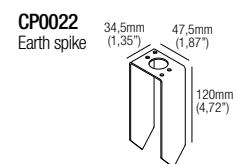
2400K	770 lm	3500K	1195 lm
2700K	1125 lm	4000K	1178 lm
3000K	1180 lm	DW	667 lm



**Code Construction**

<b>MU1 X X X</b>					
N	S	M	W	X	
15°	24°	36°	60°	120°	
24	27	30	35	40	DW
2400K	2700K	3000K	3500K	4000K	Dim to Warm
2	5	6	C		
Aluminium	Black	Bronze	Custom		

**Accessories**



**LH04**  
Low luminance hex louvre 

**XNTX202** Aluminium  
**XNTX205** Black  
**XNTX206** Bronze  
 Antiglare snoot



**XXT01**  
Tree strap



**Static White - 500mA Drivers**

**CCPR010A-500** (1) IP20  
Dimming: PHASE - 0-10V  
**CCPR040A-500** (1..3) IP20  
Dimming: PHASE - 0-10V

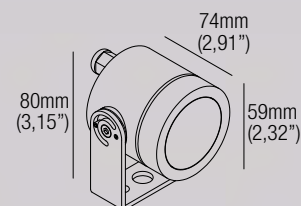
**Dim to Warm - 400mA Drivers**

**CCPR010A-400** (1) IP20  
Dimming: PHASE - 0-10V  
**CCPR040A-400** (1..3) IP20  
Dimming: PHASE - 0-10V

# MAHALO

design: Roberto Mantovani

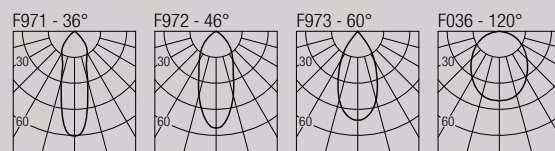
IP65 Class 2 



**IP-rated projector**

7,5W · 24VDC · Parallel wiring  
 CRI98 · 2-Step MacAdam

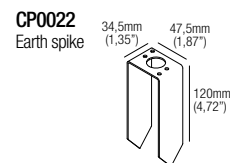
2400K	487 lm	F971 - 36°	F972 - 46°	F973 - 60°	F036 - 120°
2700K	655 lm				
3000K	688 lm				
3500K	697 lm				
4000K	686 lm				



**Code Construction**

<b>MH1 X X 9 X</b>				
S	M	W	X	
36°	46°	60°	120°	
24	27	30	35	40
2400K	2700K	3000K	3500K	4000K
2	5	6	C	
Aluminium	Black	Bronze	Custom	

**Accessories - Accessori**



**L0D1**  
Low luminance hex louvre 

**XNTX202** Aluminium  
**XNTX205** Black  
**XNTX206** Bronze  
 Antiglare snoot




**XXT01**  
Tree strap



**24VDC Drivers**

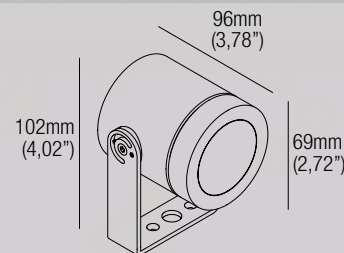
**DLM.30** (1..3) IP20  
Dimming: PHASE - 0-10V  
**DLM.60** (1..7) IP20  
Dimming: PHASE - 0-10V  
**DLM.100** (1..12) IP20  
Dimming: PHASE - 0-10V



# BRUTUS 10

design: Roberto Mantovani

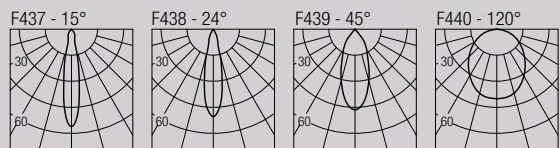
IP65 Class 2 



**IP-rated projector**

Static White: 9W · 500mA (V, 18V) · Series wiring  
 Dim to Warm: 7,2W · 400mA (V, 18V) · Series wiring  
 CRI98 · 2-Step MacAdam

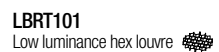
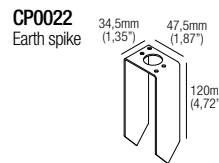
2400K	735 lm	3500K	1139 lm
2700K	1072 lm	4000K	1121 lm
3000K	1124 lm	DW	634 lm



Code Construction

BRT1		X X		9 X		X	
	S	M	F	W			
	15°	24°	45°	120°			
24	27	30	35	40	DW		
2400K	2700K	3000K	3500K	4000K	Dim to Warm		
2	5	6	C				
Aluminium	Black	Bronze	Custom				

Accessories - Accessori



**XNTB102** Aluminium  
**XNTB105** Black  
**XNTB106** Bronze  
 Antiglare snoot



**XXT01** Tree strap



Static White - 500mA Drivers

**CCPRO10A-500** (1) IP20  
 Dimming: PHASE - 0-10V  
**CCPRO40A-500** (1..3) IP20  
 Dimming: PHASE - 0-10V

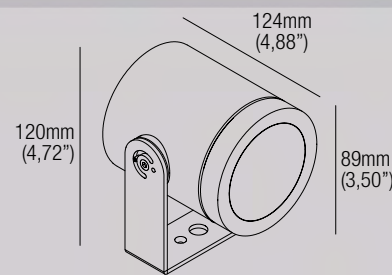
Dim to Warm - 400mA Drivers

**CCPRO10A-400** (1) IP20  
 Dimming: PHASE - 0-10V  
**CCPRO40A-400** (1..3) IP20  
 Dimming: PHASE - 0-10V

# BRUTUS 20

design: Roberto Mantovani

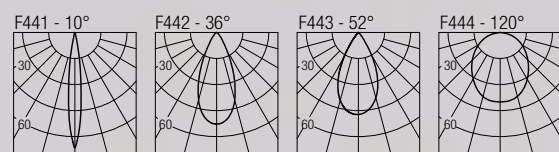
IP65 Class 2 



**IP-rated projector**

18W · 500mA (V, 36V)  
 CRI98 · 2-Step MacAdam

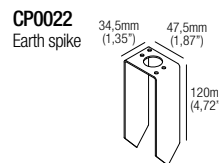
2700K	1659 lm	F441 - 10°
3000K	1752 lm	F442 - 36°
3500K	1873 lm	F443 - 52°
4000K	1924 lm	F444 - 120°



Code Construction

BRT2		X X		9 X		X	
	S	M	F	W			
	15°	24°	45°	120°			
27	30	35	40				
2700K	3000K	3500K	4000K				
2	5	6	C				
Aluminium	Black	Bronze	Custom				

Accessories - Accessori



**XNTB202** Aluminium  
**XNTB205** Black  
**XNTB206** Bronze  
 Antiglare snoot



**XXT01** Tree strap



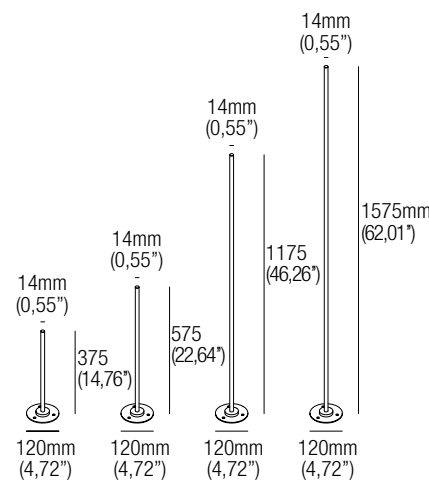
500mA Drivers

**CCPRO40A-500** (1) IP20  
 Dimming: PHASE - 0-10V



# POLE

design: Roberto Mantovani



**Vertical support for projectors.**

The Pole system allows multiple luminaires to be distributed along the vertical support. Available in four heights, the luminaires installed can be directed to any direction, offering a flexible and dynamic installation solution.

Code Construction

PL X X

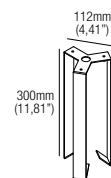
5	C
Black	Custom

A	B	C	D
37,5cm (14,76")	57,5cm (22,64")	117,5cm (46,26")	57,5cm (22,64")

Accessories - Accessori

**ZCP001**  
Anchor bolt for concrete plinth



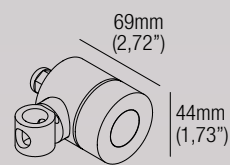
# OLU 6 POLE

design: Roberto Mantovani

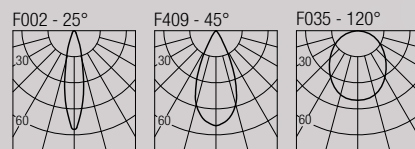
IP65 Class 2 

## IP-rated projector for Pole system

Static White: 4,5W · 500mA (V<sub>i</sub> 9V) · Series wiring  
 Dim to Warm: 4,5W · 250mA (V<sub>i</sub> 18V) · Series wiring  
 CRI98 · 2-Step MacAdam



2400K	<b>406 lm</b>	3500K	<b>548 lm</b>
2700K	<b>517 lm</b>	4000K	<b>541 lm</b>
3000K	<b>541 lm</b>	DW	<b>358 lm</b>





### Code Construction

**LUP2 X X X**

S	M	W	DW
24	27	30	35
2400K	2700K	3000K	3500K
Dim to Warm			
5	C		
Black	Custom		

### Accessories - Accessori

- LH01**  
Low luminance hex louvre 
- XNTC05V** Black  
Antiglare snoot 

### Static White - 500mA Drivers

- CCPRO10A-500** (1..2) IP20  
Dimming: PHASE - 0-10V
- CCPRO40A-500** (1..6) IP20  
Dimming: PHASE - 0-10V

### Dim to Warm - 250mA Drivers

- CCPRO10A-250-DW** (1..2) IP20  
Dimming: PHASE - 0-10V
- CCPRO40A-250-DW** (1..3) IP20  
Dimming: PHASE - 0-10V

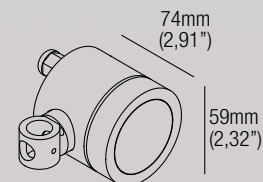
# MAHALO POLE

design: Roberto Mantovani

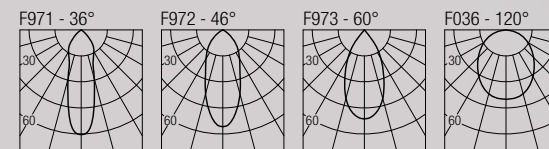
IP65 Class 2 

## IP-rated projector for Pole system

7,5W · 24VDC · Parallel wiring  
 CRI98 · 2-Step MacAdam



2400K	<b>487 lm</b>
2700K	<b>655 lm</b>
3000K	<b>688 lm</b>
3500K	<b>697 lm</b>
4000K	<b>686 lm</b>



### Code Construction

**MHP1 X X 9 X**

S	M	W	X
24	27	30	35
2400K	2700K	3000K	3500K
4000K			
5	C		
Black	Custom		

### Accessories - Accessori

- LOD1**  
Low luminance hex louvre 
- XNTX205V** Black  
Antiglare snoot 

### 24VDC Drivers

- DLM.30** (1..3) IP20  
Dimming: PHASE - 0-10V
- DLM.60** (1..7) IP20  
Dimming: PHASE - 0-10V
- DLM.100** (1..12) IP20  
Dimming: PHASE - 0-10V

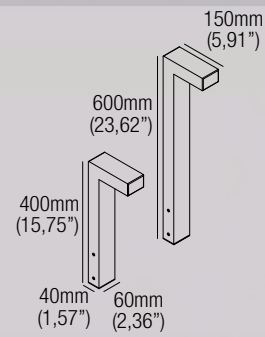
BOLLARDS

◀ BACK

# ELLE 2

design: Roberto Mantovani

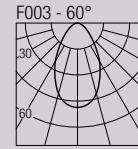
IP65 Class 2 



**Bollard**

1,5W · 500mA (V<sub>i</sub> 2,9V) · Series wiring  
CRI90 · 3-Step MacAdam

	500mA
2700K	128 lm
3000K	133 lm
3500K	146 lm
4000K	154 lm



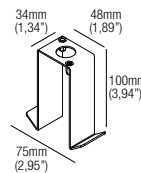
Code Construction

BLS X X X			
1	5	C	
White	Black	Custom	
27	30	35	40
2700K	3000K	3500K	4000K
4	6		
40cm (14.17")	60cm (23.62")		

Accessories - Accessori

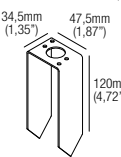
**ZC001**

Anchor bolt for concrete plinth  
Zanca per plinto cementizio



**CP0022**

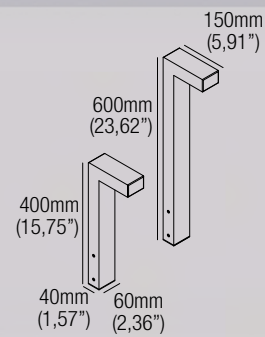
Earth spike



# ELLE 6

design: Roberto Mantovani

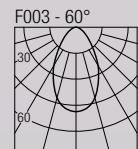
IP65 Class 2 



**Bollard**

4,5W · 500mA (V<sub>i</sub> 9V) · Series wiring  
CRI90 · 3-Step MacAdam

	500mA
2700K	384 lm
3000K	400 lm
3500K	433 lm
4000K	462 lm



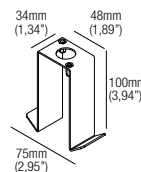
Code Construction

BLP X X X			
1	5	C	
White	Black	Custom	
27	30	35	40
2700K	3000K	3500K	4000K
4	6		
40cm (14.17")	60cm (23.62")		

Accessories - Accessori

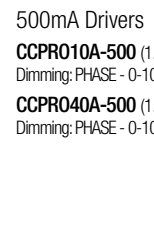
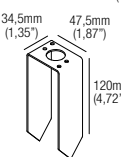
**ZC001**

Anchor bolt for concrete plinth  
Zanca per plinto cementizio



**CP0022**

Earth spike



500mA Drivers

**CCPR010A-500** (1..2) IP20  
Dimming: PHASE - 0-10V

**CCPR040A-500** (1..6) IP20  
Dimming: PHASE - 0-10V




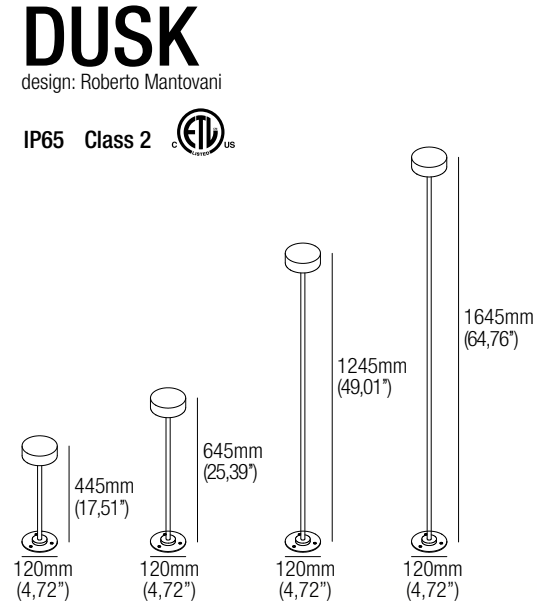
BOLLARDS

◀ BACK

# DUSK

design: Roberto Mantovani

IP65 Class 2 

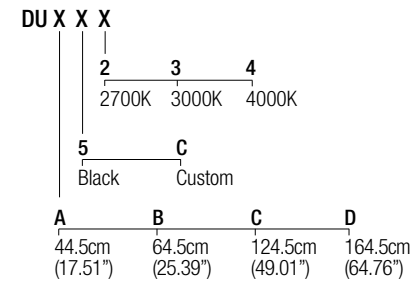


**Bollard**

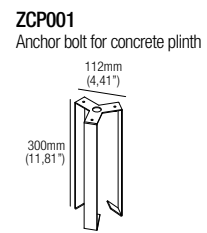
8,2W · 24VDC · Parallel wiring  
CRI85 · 2-Step MacAdam

2700K — 540 lm  
3000K — 560 lm  
4000K — 610 lm

Code Construction



Accessories - Accessori



24VDC Drivers

**DLM.30** (1..3) IP20  
Dimming: PHASE - 0-10V  
**DLM.60** (1..7) IP20  
Dimming: PHASE - 0-10V  
**DLM.100** (1..12) IP20  
Dimming: PHASE - 0-10V

FLEXALIGHTING



## Dimmable constant current power supplies

## 250 mA

Model	Dimming type	Power	Input voltage	V out	Dimensions (mm)
<b>CCPRO10A-250</b> IP20	PHASE 0-10V	10 W	100..277 VAC	3..42 VDC	230x127x30 (h) 33x152x38 (h) with BX enclosure
<b>CCPRO40A-250</b> IP20	PHASE 0-10V	40 W	100..277 VAC	3..60 VDC	54x165x20 (h) 56x188x38 (h) with BX enclosure

## 350 mA

Model	Dimming type	Power	Input voltage	V out	Dimensions (mm)
<b>CCPRO10A-350</b> IP20	PHASE 0-10V	10 W	100..277 VAC	3..42 VDC	230x127x30 (h) 33x152x38 (h) with BX enclosure
<b>CCPRO40A-350</b> IP20	PHASE 0-10V	40 W	100..277 VAC	3..60 VDC	54x165x20 (h) 56x188x38 (h) with BX enclosure

## 400 mA

Model	Dimming type	Power	Input voltage	V out	Dimensions (mm)
<b>CCPRO10A-400</b> IP20	PHASE 0-10V	10 W	100..277 VAC	3..42 VDC	230x127x30 (h) 33x152x38 (h) with BX enclosure
<b>CCPRO40A-400</b> IP20	PHASE 0-10V	40 W	100..277 VAC	3..60 VDC	54x165x20 (h) 56x188x38 (h) with BX enclosure

## 500 mA

Model	Dimming type	Power	Input voltage	V out	Dimensions (mm)
<b>CCPRO10A-500</b> IP20	PHASE 0-10V	10 W	100..277 VAC	3..42 VDC	230x127x30 (h) 33x152x38 (h) with BX enclosure
<b>CCPRO40A-500</b> IP20	PHASE 0-10V	40 W	100..277 VAC	3..60 VDC	54x165x20 (h) 56x188x38 (h) with BX enclosure

## 700 mA

Model	Dimming type	Power	Input voltage	V out	Dimensions (mm)
<b>CCPRO40A-700</b> IP20	PHASE 0-10V	40 W	100..277 VAC	3..60 VDC	54x165x20 (h) 56x188x38 (h) with BX enclosure

## 1050 mA

Model	Dimming type	Power	Input voltage	V out	Dimensions (mm)
<b>CCPRO40A-1050</b> IP20	PHASE 0-10V	40 W	100..277 VAC	3..60 VDC	54x165x20 (h) 56x188x38 (h) with BX enclosure

## Programmable tunable white constant current power supplies

## 150..1400 mA

Model	Dimming type	Control channels	Power	Input voltage	V out	Dimensions (mm)
<b>DL0561S1</b> IP20	0-10V	2	50 W per channel	120..277 VAC	2..55 VDC	130x77x30 (h)

## Dimmable constant voltage power supplies

## 24 VDC for use with low voltage track systems and DC voltage/current converters

Model	Dimming type	Power	Input voltage	Dimensions (mm)
<b>CV2496A</b> IP65	PHASE 0-10V	96 W	100..277 VAC	95x220x40 (h)

## 24 VDC

Model	Dimming type	Power	Input voltage	Dimensions (mm)
<b>DLM.30</b> IP20 NEMA4X	PHASE 0-10V	30 W	100..277 VAC	165x90x25 (h)
<b>DLM.60</b> IP20 NEMA4X	PHASE 0-10V	60 W	100..277 VAC	194x90x25 (h)
<b>DLM.100</b> IP20 NEMA4X	PHASE 0-10V	96 W	100..277 VAC	220x90x45 (h)

## Programmable voltage/current converters

## 50..700 mA

Model	Dimming type	Power	V in	V out	I out	Dimensions (mm)
<b>DCVI.B.1</b> IP20	PHASE 0-10V	13 W	24 VDC constant voltage	3..27 VDC constant current	50..700 mA	19x92x18 (h)
<b>DCVI.B.2</b> IP20	PHASE 0-10V	26 W	24 VDC constant voltage	28..42 VDC constant current	50..700 mA	19x92x18 (h)



**IP X X**

- 0** Unprotected
- 1** Protected from objects bigger than 50mm Ø
- 2** Protected from objects bigger than 12,5mm Ø
- 3** Protected from objects bigger than 2,5mm Ø
- 4** Protected from objects bigger than 1mm Ø
- 5** Protected against dust ingress, not harmful deposits
- 6** Completely protected against dust

**IP X X**

- 0** Unprotected
- 1** Protected against vertically falling water drops
- 2** Protected against vertically falling water drops when enclosure is tilted up to 15°
- 3** Protected against water sprayed at an angle up to 60° on either side of the vertical
- 4** Protected against water splashed against the component from any direction
- 5** Protected against water projected in jets from any direction
- 6** Protected against water projected in powerful jets from any direction
- 7** Protected against temporary immersion in water
- 8** Protected against continuous immersion in water

	IK00	IK01	IK02	IK03	IK04	IK05	IK06	IK07	IK08	IK09	IK10
Energy (J)	--	0,15	0,20	0,35	0,50	0,70	1,00	2,00	5,00	10,00	20,00
Mass and height of the piece	--	0,2 Kg 70mm	0,2 Kg 100mm	0,2 Kg 175mm	0,2 Kg 250mm	0,2 Kg 350mm	0,5 Kg 200mm	0,5 Kg 400mm	1,7 Kg 295mm	5 Kg 200mm	5 Kg 400mm

**Wires section / Distances from drivers**

**150..1050 mA**

**Aluminum:**

Distance	25 mt (82 ft)	37 mt (123 ft)	62 mt (205 ft)
Section	18 AWG	16 AWG	14 AWG

**Copper:**

Distance	37 mt (123 ft)	62 mt (205 ft)	87 mt (287 ft)
Section	18 AWG	16 AWG	14 AWG

**24 VDC**

**Aluminum:**

Distance	4 mt (13 ft)	6 mt (20 ft)	10 mt (33 ft)
Section	18 AWG	16 AWG	14 AWG

**Copper:**

Distance	6 mt (20 ft)	10 mt (33 ft)	17 mt (56 ft)
Section	18 AWG	16 AWG	14 AWG

**FLEXA**  
LIGHTING  
NORTH AMERICA

FLEXALIGHTING North America  
Unit 22 - 15531  
24th Avenue Surrey, BC.  
Canada, V4A 2J4.  
ph. 604.385.4311  
www.flexalighting-na.com

PART OF  
**DEXELANCE**