
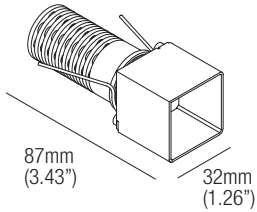


ZERO Q6

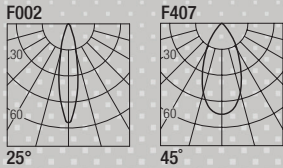
design: Roberto Mantovani

Supply current
Courant d'alimentation
Corriente de alimentación
500mA (V_f 8.7V)

Power
Puissance
Potencia
4.5W



Photometric diagrams



CCT	Flux	CRI	CCT	Flux	CRI
2400K	472 lm	95+	Dim to Warm 1800K-3000K	416 lm	90
2700K	421 lm	98+			
3000K	446 lm	98+			
3500K	464 lm	98+			
4000K	482 lm	98+			

Code Construction

Construction du code produit
Construcción del código de producto

ZW2 | X | X | XX | E |

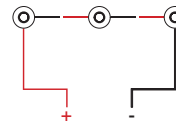
ZW2	X	Finishing Finitions Acabados	X	Beam angle Angle de faisceau Ángulo del haz	XX	Color Temp. Température couleur Temperatura de color	E
	1	White Blanc Blanco	1	25°	24	2400K	
	5	Black Noir Negro	2	45°	27	2700K	
	C	Custom Personnalisée Personalizado			30	3000K	
					35	3500K	
					40	4000K	
					DW	Dim Warm	
					CU	Custom Personnalisée Personalizado	

Drivers (Remote)

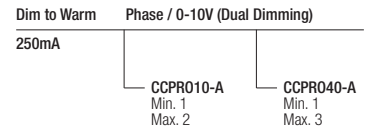
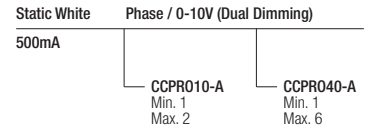
Alimentateurs
Alimentadores

Series wiring

Câblage en série
Cableado en serie



For other driver options - including Lutron, Dali and DMX - please consult factory



L001

Low luminance louvre
Filtre basse luminance
Filtro de baja luminancia

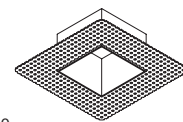


Note: the filter must be ordered together with the lighting fixture
Note: le filtre doit être commandé en même temps que l'appareil
Nota: el filtro debe pedirse junto con la luminaria

Accessories - Accessoires - Accesorios

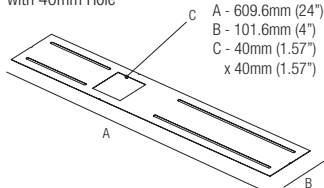
ZQC002

Plasterboard recessing frame
Boîtier d'encastrement pour plaques de plâtre
Cajetín para placas de yeso



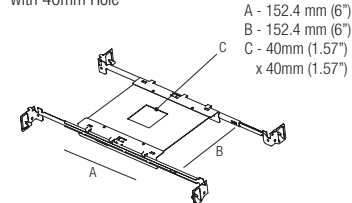
Hole Cut:
35mm
(1.38")

MP-Q040
Mounting Plate
with 40mm Hole



T-Bar Installation

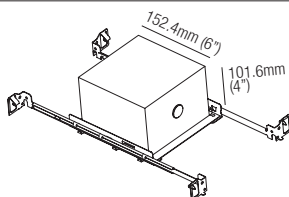
Q01040
Mounting Plate
with 40mm Hole



IC Housings

IC064Q01040
Recessed Box for Insulated Ceiling with 40mm Hole

AT064Q01040
Air Tight Recessed Box for Insulated Ceiling with 40mm Hole



Optionals - Accessoires - Accesorios

DCVI.B.1

24VDC Constant Voltage to Constant Current Converter
0-10V / Phase / Dim to Warm
Compatible, 13W

