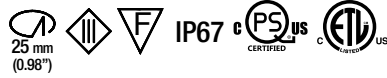
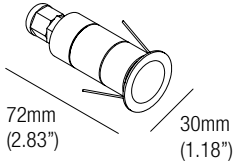


TYTUS

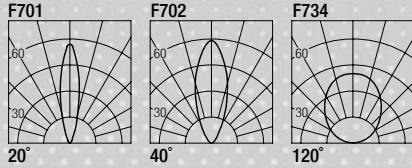
design: Roberto Mantovani

Supply current
 Courant d'alimentation
 Corriente de alimentación
350mA (V_f 2.9V)

Power
 Pouissance
 Potencia
1W



Photometric diagrams



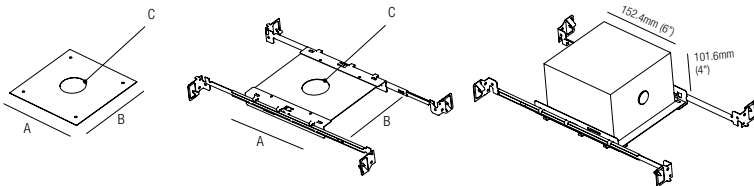
| CCT | Flux | CRI |
|--------|--------|-----|
| 2700K | 101 lm | 90+ |
| 3000K | 109 lm | 90+ |
| 3500K | 112 lm | 90+ |
| 4000K | 116 lm | 85 |
| Custom | TBD | |

Code Construction

Construction du code produit
 Construcción del código de producto

TYU₁X_{XX}X₁

| TYU | X | Beam angle Angle de faisceau Ángulo del haz | XX | Color Temp. Température couleur Temperatura de color | X | Finishing Finitions Acabados |
|-----|---|---|----|--|---|------------------------------------|
| | 1 | 20° | 27 | 2700K | B | White Blanc Blanco |
| | 2 | 40° | 30 | 3000K | G | Grey Gris |
| | 9 | 120° | 35 | 3500K | N | Black Noir Negro |
| | | | 40 | 4000K | K | COR-TEN |
| | | | CU | Custom | | |



R01025-W0A
 Mounting Plate
 with 25mm Hole

A - 152.4mm (6")
 B - 152.4mm (6")
 C - 25mm (0.98")

R01025
 Mounting Plate
 with 25mm Hole

A - 152.4mm (6")
 B - 152.4mm (6")
 C - 25mm (0.98")

IC064R01025
 Recessed Box for Insulated Ceiling
 with 25mm Hole

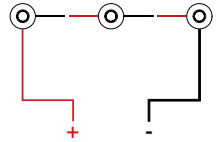
AT064R01025
 Air Tight Recessed Box for Insulated
 Ceiling with 25mm Hole

Drivers

Alimentateurs
 Alimentadores

Series wiring

Câblage en série
 Cableado en serie



0-10V

FLEXA-60-PRO-CC-10V

Programmable 60W CC 0-10V Dimming
 Dimming Range: 0.01%
Min 1./Max. 18 Fixtures per Driver

Phase

FLEXA-12-350-CC-ELV

12W 350mA Constant Current
 Dimming Range: 10%
Min. 2/Max. 7 Fixtures per Driver

FLEXA-16-350-CC-ELV

16W 350mA Constant Current
 Dimming Range: 10%
Min 7./Max. 14 Fixtures per Driver

Lutron Forward Phase

LTEA.1

Hi-Lume Forward Phase
 20W 350mA Constant Current
 Dimming Range: 1%
Min. 3/Max. 12 Fixtures per Driver

LTEA.2

Hi-Lume Forward Phase
 30W 350mA Constant Current
 Dimming Range: 1%
Min. 12/Max. 18 Fixtures per Driver

Lutron Ecosystem

PEQ.1

Hi-Lume ECO System
 20W 350mA Constant Current
 Dimming Range: 1%
Min. 3/Max. 12 Fixtures per Driver

PEQ.0

Hi-Lume ECO System Premier
 20W 350mA Constant Current
 Dimming Range: 0.1%
Min. 3/Max. 12 Fixtures per Driver