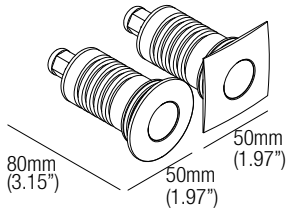


# TERA 6

design: Roberto Mantovani

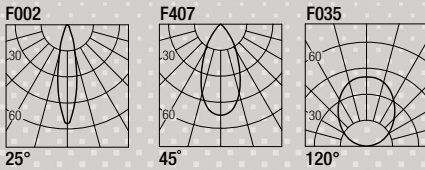


**Supply current**  
 Courant d'alimentation  
 Corriente de alimentación  
**500mA (V<sub>i</sub> 8.7V)**

**Power**  
 Pouissance  
 Potencia  
**4.5W**



## Photometric diagrams



CCT	Flux	CRI
2700K	421 lm	98+
3000K	446 lm	98+
3500K	464 lm	98+
4000K	482 lm	98+



## Code Construction

Construction du code produit  
 Construcción del código de producto

**XT2 | X | X | XX | X | E**

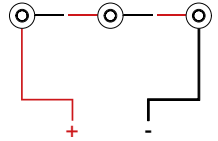
XT2	X	Shape Forma Forme	X	Beam angle Angle de faisceau Ángulo del haz	XX	Color Temp. Température couleur Temperatura de color	X	Finishing Finitions Acabados	E
		<b>1</b> Round Rond Redondo		<b>1</b> 25°		<b>27</b> 2700K		<b>G</b> Grey Gris	
		<b>2</b> Square Carré Cuadrado		<b>2</b> 45°		<b>30</b> 3000K		<b>N</b> Black Noir Negro	
				<b>3</b> 120°		<b>35</b> 3500K		<b>K</b> COR-TEN	
						<b>40</b> 4000K		<b>Z</b> INOX AISI 316L Steel Acier Acero	
						<b>CU</b> Custom			

## Drivers

Alimentateurs  
 Alimentadores

## Series wiring

Câblage en série  
 Cableado en serie



0-10V

### FLEXA-60-PRO-CC-10V

Programmable 60W CC 0-10V Dimming  
 Dimming Range: 0.1%  
**Min. 1/Max. 6 Fixtures per Driver**

Phase

### FLEXA-12-500-CC-ELV

12W 500mA Constant Current  
 Dimming Range: 10%  
**Min. 1/Max. 2 Fixtures per Driver**

### FLEXA-23-500-CC-ELV

23W 500mA Constant Current  
 Dimming Range: 10%  
**Min. 3/Max. 5 Fixtures per Driver**

Lutron 2-Wire Phase

Hi-Lume 2-Wire Phase / 500mA Constant Current / Dimming Range: 1%

### LTEA.1

**Min. 1/Max. 2**  
 Fixtures per Driver

### LTEA.2

**Min. 2/Max. 4**  
 Fixtures per Driver

### LTEA.3

**Min. 4/Max. 6**  
 Fixtures per Driver

Lutron Ecosystem

### LDE.1

Hi-Lume Ecosystem  
 500mA Constant Current  
 Dimming Range: 1%  
**Min. 2/Max. 3 Fixtures per Driver**

### LDE.2

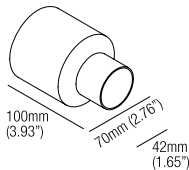
Hi-Lume Ecosystem Premier  
 500mA Constant Current  
 Dimming Range: 1%  
**Min. 4/Max. 5 Fixtures per Driver**

## Optionals - Accessoires - Accesorios

### CSXT01

#### Recessing box

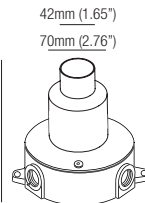
Boîtier d'encastrement  
 Caja de empotrar



### CSXT01-RAB

#### Recessing box + RAB Housing

145mm  
 (5.70")



### L001

#### Low luminance louvre

Filtre basse luminance  
 Filtro de baja luminancia



**Note:** the filter must be ordered together with the lighting fixture  
**Note:** le filtre doit être commandé en même temps que l'appareil  
**Nota:** el filtro debe pedirse junto con la luminaria