



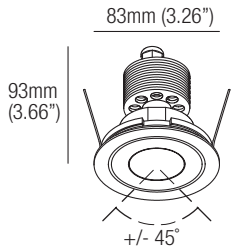
IP RATED DOWNLIGHTS

SLOT 10

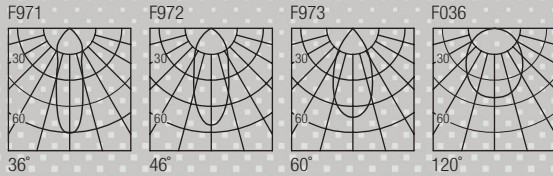
design Roberto Mantovani

Supply current
Courant d'alimentation
Corriente de alimentación
500mA (V_i 18V)

Power
Puissance
Potencia
10W



Photometric diagrams



| CCT | Flux | CRI |
|-------|---------|-----|
| 2400K | 837 lm | 95+ |
| 2700K | 921 lm | 98+ |
| 3000K | 977 lm | 98+ |
| 3500K | 1016 lm | 98+ |
| 4000K | 1055 lm | 98+ |

| CCT | Flux | CRI |
|----------------------------|--------|-----|
| Dim to Warm 1800K-3000K | 725 lm | 95 |

Code Construction

Construction du code produit
Construcción del código de producto

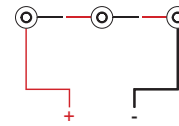
SL1 | X | XX | 9 | X |

| | | | | | | | |
|------------|----------|---|-----------|---|----------|----------|--|
| SL1 | X | Finishing Finitions Acabados | XX | Color Temp. Température couleur Temperatura de color | 9 | X | Beam angle Angle de faisceau Ángulo del haz |
| | | B White Blanc Blanco | | 24 2400K | | | S 36° |
| | | N Black Noir Negro | | 27 2700K | | | M 46° |
| | | K COR-TEN | | 30 3000K | | | W 60° |
| | | Z INOX AISI 316L Steel Acier Acero | | 35 3500K | | | |
| | | | | 40 4000K | | | |
| | | | | DW Dim Warm | | | |
| | | | | CU Custom Personnalisée Personalizado | | | |

Drivers (Remote)

Alimentateurs
Alimentadores

Series wiring
Câblage en série
Cableado en serie



For other driver options - including Lutron, Dali and DMX - please consult factory

| Static White | Phase / 0-10V (Dual Dimming) | | |
|-------------------------------|--|-------------------------------|-------------------------------|
| 500mA | <table border="1"> <tr> <td>CCPRO10-A Min. 1 Max. 1</td> <td>CCPRO40-A Min. 1 Max. 3</td> </tr> </table> | CCPRO10-A Min. 1 Max. 1 | CCPRO40-A Min. 1 Max. 3 |
| CCPRO10-A Min. 1 Max. 1 | CCPRO40-A Min. 1 Max. 3 | | |
| Dim to Warm | Phase / 0-10V (Dual Dimming) | | |
| 400mA | <table border="1"> <tr> <td>CCPRO10-A Min. 1 Max. 1</td> <td>CCPRO40-A Min. 1 Max. 3</td> </tr> </table> | CCPRO10-A Min. 1 Max. 1 | CCPRO40-A Min. 1 Max. 3 |
| CCPRO10-A Min. 1 Max. 1 | CCPRO40-A Min. 1 Max. 3 | | |
| Turnable White | Phase / 0-10V (Dual Dimming) | | |
| 500mA | Please consult manufactory for driver option | | |

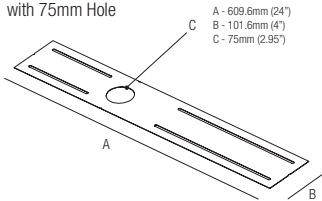
L001

Low luminance louvre
Filtre basse luminance
Filtro de baja luminancia



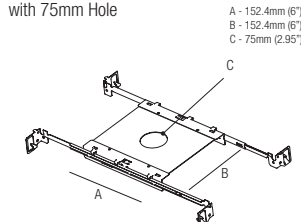
Note: the filter must be ordered together with the lighting fixture
Note: le filtre doit être commandé en même temps que l'appareil
Nota: el filtro debe pedirse junto con la luminaria

MP-R075
Mounting Plate
with 75mm Hole



T-Bar Installation

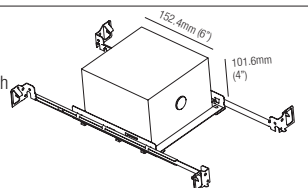
R01075
Mounting Plate
with 75mm Hole



IC Housings

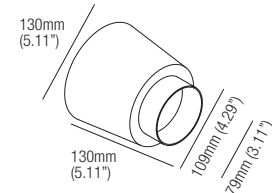
IC064R01075
Recessed Box for
Insulated Ceiling with
75mm Hole

AT064R01075
Air Tight Recessed Box
for Insulated Ceiling with
75mm Hole



Optionals Accessoires Accesorios

CSSL01
Recessing box
Boîtier d'encastrement
Caja de empotrar



DCVI.B.1
24VDC Constant Voltage to
Constant Current Converter
0-10V / Phase / Dim to Warm
Compatible, 13W

