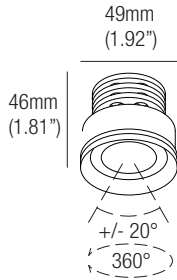


SEXUS 6

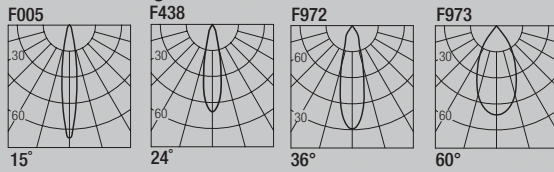
design: Rod&Todd

Supply current
 Courant d'alimentation
 Corriente de alimentación
500mA (V_i 8.7V)

Power
 Pouissance
 Potencia
4.5W



Photometric diagrams



CCT	Flux	CRI
2400K	472 lm	95+
2700K	421 lm	98+
3000K	446 lm	98+
3500K	464 lm	98+
4000K	482 lm	98+

CCT	Flux	CRI
Dim to Warm 1800K-3000K	416 lm	90

Code Construction

Construction du code produit
 Construcción del código de producto

SX6 | X | XX | X

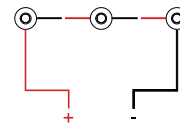
SX6	X	Finishing	XX	Color Temp.	X	Beam angle
		Finitions Acabados		Température couleur Temperatura de color		Angle de faisceau Ángulo del haz
	1	White Blanc Blanco		24 2400K	N	15°
				27 2700K	S	24°
	5	Black Noir Negro		30 3000K	M	36°
				35 3500K	W	60°
	C	Custom Personnalisée Personalizado		40 4000K		
				DW Dim Warm		
				CU Custom Personnalisée Personalizado		

Drivers (Remote)

Alimentateurs
 Alimentadores

Series wiring

Câblage en série
 Cableado en serie



For other driver options - including Lutron, Dali and DMX - please consult factory

Static White	Phase / 0-10V (Dual Dimming)		
500mA	<table border="1"> <tr> <td>CCPR010-A Min. 1 Max. 2</td> <td>CCPR040-A Min. 1 Max. 6</td> </tr> </table>	CCPR010-A Min. 1 Max. 2	CCPR040-A Min. 1 Max. 6
CCPR010-A Min. 1 Max. 2	CCPR040-A Min. 1 Max. 6		

Dim to Warm	Phase / 0-10V (Dual Dimming)		
250mA	<table border="1"> <tr> <td>CCPR010-A Min. 1 Max. 2</td> <td>CCPR040-A Min. 1 Max. 3</td> </tr> </table>	CCPR010-A Min. 1 Max. 2	CCPR040-A Min. 1 Max. 3
CCPR010-A Min. 1 Max. 2	CCPR040-A Min. 1 Max. 3		

L601

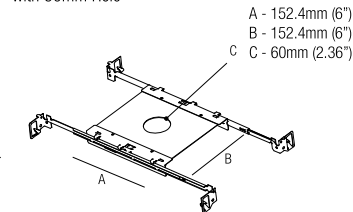
Low luminance louvre
 Filtre basse luminance
 Filtro de baja luminancia



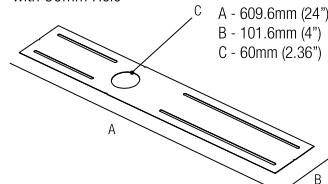
Note: the filter must be ordered together with the lighting fixture
Note: le filtre doit être commandé en même temps que l'appareil
Nota: el filtro debe pedirse junto con la luminaria

T-Bar Installation

R01060
 Mounting Plate
 with 60mm Hole



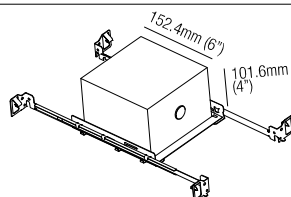
MP-R060
 Mounting Plate
 with 60mm Hole



IC Housings

IC064R01060
 Recessed Box for
 Insulated Ceiling
 with 60mm Hole

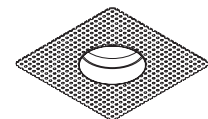
AT064R01060
 Air Tight Recessed
 Box for Insulated
 Ceiling with
 60mm Hole



Accessories - Accessoires - Accesorios

ZQS001

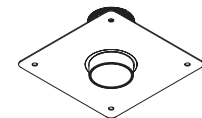
**Plasterboard
 recessing frame**
 Boîtier d'encastrement
 pour plaques de plâtre
 Cajetín para placas de yeso



Hole Cut:
 60mm (2.36")

ZQS001.BMK

Backmount frame
 Pierre/bois montage arrière
 Roca/madera montaje trasero



Hole Cut:
 50mm (1.96")

Optionals - Accessoires - Accesorios

DCVI.B.1

24VDC Constant Voltage to
 Constant Current Converter
 0-10V / Phase / Dim to Warm
 Compatible, 13W

