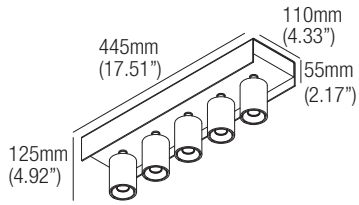


# SASHA 150 U

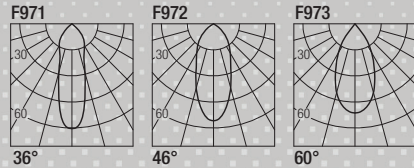
design: Lapo Grassellini

**Supply current**  
Courant d'alimentation  
Corriente de alimentación  
**350mA** (V<sub>f</sub> 5 x 18V)

**Power**  
Pouissance  
Potencia  
**5 x 6.5W**



## Photometric diagrams



CCT	Flux <sub>(vs)</sub>	CRI
2700K	690 lm	98+
3000K	770 lm	98+
3500K	780 lm	98+
4000K	790 lm	98+



## Code Construction

Construction du code produit  
Construcción del código de producto

**SU15 | X | XX | 9 | X**

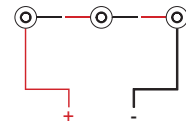
<b>SU15</b>	<b>X</b>	<b>Finishing</b> Finitions Acabados	<b>XX</b>	<b>Color Temp.</b> Température couleur Temperatura de color	<b>9</b>	<b>X</b>	<b>Beam angle</b> Angle de faisceau Ángulo del haz
		<b>1</b> White Blanc Blanco		<b>27</b> 2700K			<b>S</b> 36°
		<b>5</b> Black Noir Negro		<b>30</b> 3000K			<b>M</b> 46°
		<b>C</b> Custom Personnalisée Personalizado		<b>35</b> 3500K			<b>W</b> 60°
				<b>40</b> 4000K			
				<b>CU</b> Custom Personnalisée Personalizado			

## Drivers (Remote)

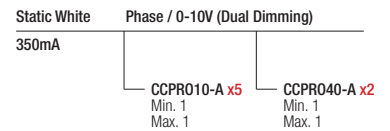
Alimentateurs  
Alimentadores

## Series wiring

Câblage en série  
Cableado en serie



For other driver options - including Lutron, Dali and DMX - please consult factory



## DCVI.B.1

24VDC Constant Voltage to Constant Current Converter  
0-10V / Phase / Dim to Warm Compatible, 13W

