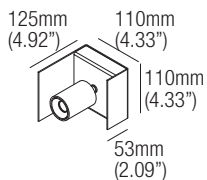


SASHA 110 DISPLAY

design: Lapo Grassellini



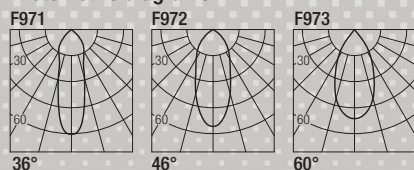
Supply current
 Courant d'alimentation
 Corriente de alimentación
350mA (V_f 18V)

Power
 Pouissance
 Potencia
6.5W

FLEXALIGHTING
 NORTH AMERICA

IP20 

Photometric diagrams



CCT	Flux	CRI
2700K	690 lm	98+
3000K	770 lm	98+
3500K	780 lm	98+
4000K	790 lm	98+



Code Construction

Construction du code produit
 Construcción del código de producto

SD11 | X,XX | 9 | X

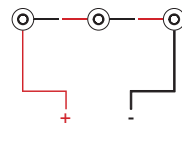
SD11	X	Finishing Finitions Acabados	XX	Color Temp. Température couleur Temperatura de color	9	X	Beam angle Angle de faisceau Ángulo del haz
	1	White Blanc Blanco	27	2700K		S	36°
	5	Black Noir Negro	30	3000K		M	46°
	C	Custom Personnalisée Personalizado	35	3500K		W	60°
			40	4000K			
			CU	Custom Personnalisée Personalizado			

Drivers (Remote)

Alimentateurs
 Alimentadores

Series wiring

Câblage en série
 Cableado en serie



For other driver options -
 including Lutron, Dali and DMX -
 please consult factory

Static White	Phase / 0-10V (Dual Dimming)	
350mA	CCPR010-A Min. 1 Max. 1	CCPR040-A Min. 1 Max. 3

DCVI.B.1
 24VDC Constant Voltage to
 Constant Current Converter
 0-10V / Phase / Dim to Warm
 Compatible, 13W

