
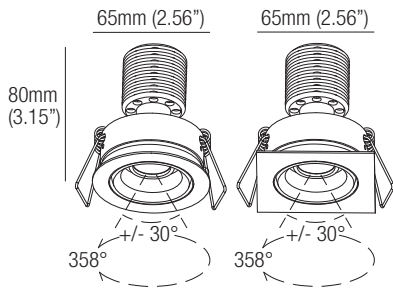


RAÙL 10

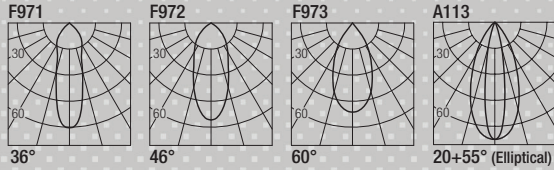
design: Lapo Grassellini

Supply current
Courant d'alimentation
Corriente de alimentación
500mA (V_f 18V)

Power
Puissance
Potencia
10W



Photometric diagrams



CCT	Flux	CRI
2400K	837 lm	95+
2700K	921 lm	98+
3000K	977 lm	98+
3500K	1016 lm	98+
4000K	1055 lm	98+

CCT	Flux	CRI
Dim to Warm 1800K-3000K	725 lm	95
Tunable White 2700K-5000K	952 lm	95

Code Construction

Construction du code produit
Construcción del código de producto

R1 | X | X | XX | 9 | X |

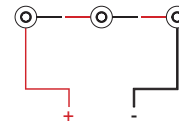
R1	X	Shape	Forma	Forme	X	Finishing	Finitions	Acabados	XX	Color Temp.	Température couleur	Temperatura de color	9	X	Beam angle	Angle de faisceau	Ángulo del haz
	1	Round	Rond	Redondo	1	White	Blanc	Blanco	24	2400K			9	S	36°		
	2	Square	Carré	Cuadrado	5	Black	Noir	Negro	27	2700K				M	46°		
					C	Custom	Personnalisée	Personalizado	30	3000K				W	60°		
									35	3500K				D	20+55°	(Elliptical)	
									40	4000K							
									DW	Dim Warm							
									TW	Tunable White							
									CU	Custom	Personnalisée	Personalizado					

Drivers (Remote)

Alimentateurs
Alimentadores

Series wiring

Câblage en série
Cableado en serie



For other driver options - including Lutron, Dali and DMX - please consult factory

Static White	Phase / 0-10V (Dual Dimming)		
500mA	<table border="1"> <tr> <td>CCPRO10-A Min. 1 Max. 1</td> <td>CCPRO40-A Min. 1 Max. 3</td> </tr> </table>	CCPRO10-A Min. 1 Max. 1	CCPRO40-A Min. 1 Max. 3
CCPRO10-A Min. 1 Max. 1	CCPRO40-A Min. 1 Max. 3		
Dim to Warm	Phase / 0-10V (Dual Dimming)		
400mA	<table border="1"> <tr> <td>CCPRO10-A Min. 1 Max. 1</td> <td>CCPRO40-A Min. 1 Max. 3</td> </tr> </table>	CCPRO10-A Min. 1 Max. 1	CCPRO40-A Min. 1 Max. 3
CCPRO10-A Min. 1 Max. 1	CCPRO40-A Min. 1 Max. 3		
Tunable White			
500mA	Please consult factory for driver options		

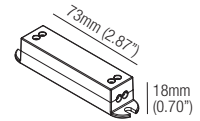
Low luminance louvre
Filtre basse luminance
Filtro de baja luminancia

LOH1	LOH1G	LOH1B	LOH1C
White Blanc Blanco	Grey Gris	Black Noir Negro	Custom Personnalisée Personalizado



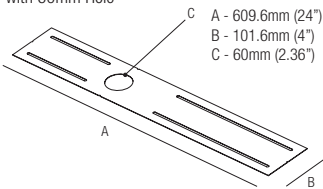
Optionals - Accessoires - Accesorios

DCVI.B.1
24VDC Constant Voltage to
Constant Current Converter
0-10V / Phase / Dim to Warm
Compatible, 13W

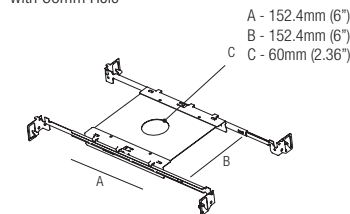


T-Bar Installation

MP-R060
Mounting Plate
with 60mm Hole



RO1060
Mounting Plate
with 60mm Hole



IC Housings

IC064R01060
Recessed Box for
Insulated Ceiling
with 60mm Hole

AT064R01060
Air Tight Recessed
Box for Insulated
Ceiling with
60mm Hole

