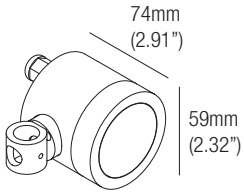


MAHALO POLE

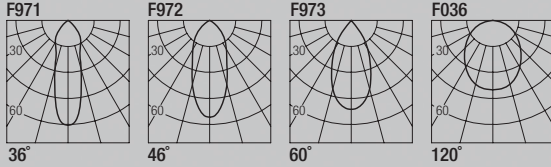
design: Roberto Mantovani

Supply current
Courant d'alimentation
Corriente de alimentación
24VDC

Power
Pouissance
Potencia
7.5W



Photometric diagrams



CCT	Flux	CRI
2400K	560 lm	95+
2700K	580 lm	98+
3000K	610 lm	98+
3500K	625 lm	98+
4000K	640 lm	98+



Code Construction

Construction du code produit
Construcción del código de producto

MHP1 | X | XX | 9 | X |

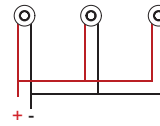
MHP1	X	Finishing Finitions Acabados	XX	Color Temp. Température couleur Temperatura de color	9	X	Beam angle Angle de faisceau Ángulo del haz
		1 White Blanc Blanco		24 2400K			S 36°
		5 Black Noir Negro		27 2700K			F 46°
		9 COR-TEN		30 3000K			W 60°
		C Custom Personnalisée Personalizado		35 3500K			X 120°
				40 4000K			
				CU Custom Personnalisée Personalizado			

Drivers (Remote)

Alimentateurs
Alimentadores

Parallel wiring

Câblage en parallèle
Cableado en paralelo



For other driver options -
including Lutron, Dali and DMX -
please consult factory

Static White 0-10V/Phase

DLM.100 Min. 1 Max. 12
DLM.60 Min. 1 Max. 7
DLM.30 Min. 1 Max. 3

L0D1

Low luminance louvre

Filtere basse luminace
Filtro de baja luminancia



Note: the filter must be ordered together with the lighting fixture
Note: le filtre doit être commandé en même temps que l'appareil
Nota: el filtro debe pedirse junto con la luminaria

Code Construction

Construction du code produit
Construcción del código de producto

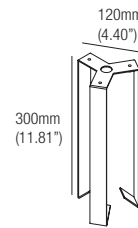
PL | X | X |

PL	X	Finishing Finitions Acabados	X	Finishing Finitions Acabados
		A 415mm (16.33")		1 White Blanc Blanco
		B 615mm (24.21")		5 Black Noir Negro
		C 1215mm (47.83")		9 COR-TEN
		D 1615mm (63.58")		

Optionals - Accessoires - Accesorios

ZCP001

Anchor bolt for concrete plinth



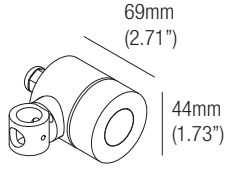
Note: cable cut to measure on request
Note: câble sur mesure disponible sur demande
Nota: cable a medida disponible a petición

OLU 6 POLE

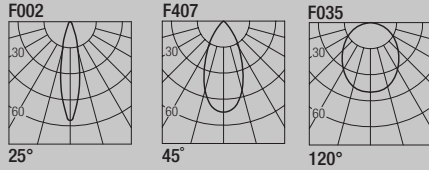
design: Roberto Mantovani

Supply current
 Courant d'alimentation
 Corriente de alimentación
500mA (V_i 8.7V)

Power
 Puissance
 Potencia
4.5W



Photometric diagrams



CCT	Flux	CRI
2400K	472 lm	95+
2700K	421 lm	98+
3000K	446 lm	98+
3500K	464 lm	98+
4000K	482 lm	98+
Dim to Warm 1800K-3000K	416 lm	90



Code Construction

Construction du code produit
 Construcción del código de producto

LUP2 | X | XX | X | X | E |

LUP2	X	Finishing Finitions Acabados	XX	Color Temp. Température couleur Temperatura de color	X	Beam angle Angle de faisceau Ángulo del haz	E
		1 White Blanc Blanco		27 2700K		S 25°	
		5 Black Noir Negro		30 3000K		F 45°	
		9 COR-TEN		35 3500K		W 120°	
				40 4000K			
				CU Custom			

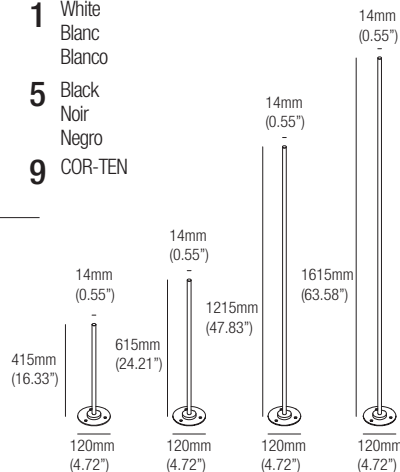
Note: cable cut to measure on request
Note: câble sur mesure disponible sur demande
Nota: cable a medida disponible a petición

Code Construction

Construction du code produit
 Construcción del código de producto

PL | X | X |

PL	X	Finishing Finitions Acabados	X	Finishing Finitions Acabados
		A 415mm (16.33")		1 White Blanc Blanco
		B 615mm (24.21")		5 Black Noir Negro
		C 1215mm (47.83")		9 COR-TEN
		D 1615mm (63.58")		

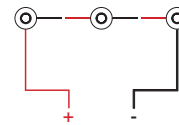


Drivers (Remote)

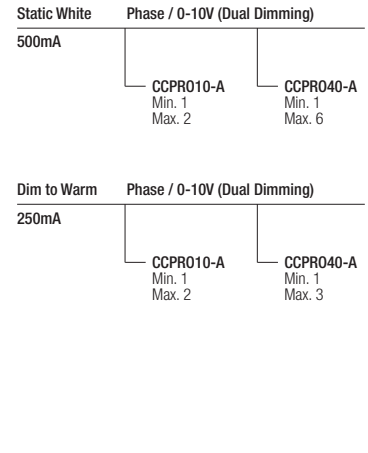
Alimentateurs
 Alimentadores

Series wiring

Câblage en série
 Cableado en serie



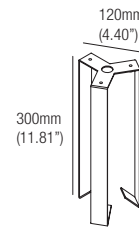
For other driver options -
 including Lutron, Dali and DMX -
 please consult factory



Optionals - Accessoires - Accesorios

ZCP001

Anchor bolt for concrete plinth



DCVI.B.1

24VDC Constant Voltage to
 Constant Current Converter
 0-10V / Phase / Dim to Warm
 Compatible, 13W

