

PLEXUS 6 UGR

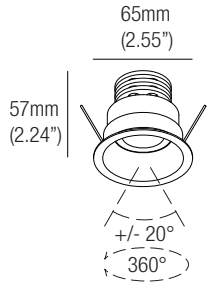
design: Rod&Todd

Supply current
 Courant d'alimentation
 Corriente de alimentación
500mA (V, 8.7V)

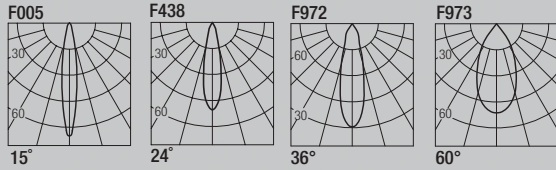
Power
 Pouissance
 Potencia
4.5W

FLEXALIGHTING

NORTH AMERICA



Photometric diagrams



CCT	Flux	CRI
2400K	472 lm	95+
2700K	421 lm	98+
3000K	446 lm	98+
3500K	464 lm	98+
4000K	482 lm	98+

CCT	Flux	CRI
Dim to Warm 1800K-3000K	416 lm	90

Code Construction

Construction du code produit
 Construcción del código de producto

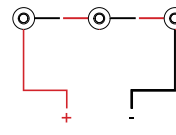
PLX6 | X | XX | X |

PLXU6	X	Finishing Finitions Acabados	XX	Color Temp. Température couleur Temperatura de color	X	Beam angle Angle de faisceau Angulo del haz
		1 White Blanc Blanco		24 2400K		N 15°
		5 Black Noir Negro		27 2700K		S 24°
		C Custom Personnalisée Personalizado		30 3000K		M 36°
				35 3500K		W 60°
				40 4000K		
				DW Dim Warm		
				CU Custom Personnalisée Personalizado		

Drivers (Remote)

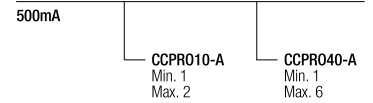
Alimentateurs
 Alimentadores

Series wiring
 Câblage en série
 Cableado en serie

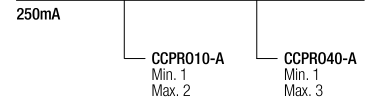


For other driver options -
 including Lutron, Dali and DMX -
 please consult factory

Static White Phase / 0-10V (Dual Dimming)



Dim to Warm Phase / 0-10V (Dual Dimming)



L601

Low luminance louvre
 Filtre basse luminance
 Filtro de baja luminancia

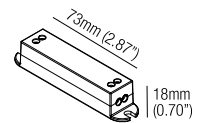


Note: the filter must be ordered together with the lighting fixture
Note: le filtre doit être commandé en même temps que l'appareil
Note: el filtro debe pedirse junto con la luminaria

Optionals - Accessoires - Accesorios

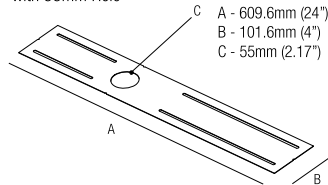
DCVI.B.1

24VDC Constant Voltage to
 Constant Current Converter
 0-10V / Phase / Dim to Warm
 Compatible, 13W



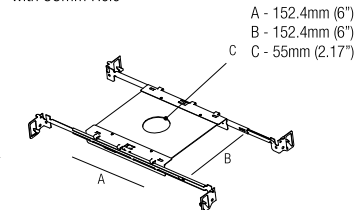
MP-R055

Mounting Plate
 with 55mm Hole



T-Bar Installation

R01055
 Mounting Plate
 with 55mm Hole



IC Housings

IC064R01055

Recessed Box for
 Insulated Ceiling
 with 55mm Hole

AT064R01055

Air Tight Recessed
 Box for Insulated
 Ceiling with
 55mm Hole

