

# PLEXUS 10 UGR

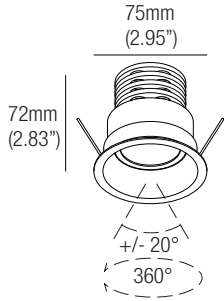
design: Rod&Todd

**Supply current**  
 Courant d'alimentation  
 Corriente de alimentación  
**500mA (V<sub>f</sub> 18V)**

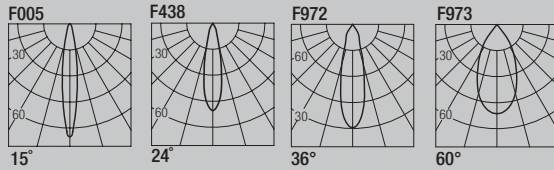
**Power**  
 Pouissance  
 Potencia  
**10W**

# FLEXALIGHTING

NORTH AMERICA



## Photometric diagrams



CCT	Flux	CRI
2400K	837 lm	95+
2700K	921 lm	98+
3000K	977 lm	98+
3500K	1016 lm	98+
4000K	1055 lm	98+

CCT	Flux	CRI
Dim to Warm 1800K-3000K	725 lm	95
Tunable White 2700K-5000K	952 lm	95

## Code Construction

Construction du code produit  
 Construcción del código de producto

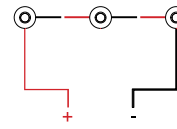
**PLXU1 | X | XX | 9 | X |**

<b>PLXU1</b>	<b>X</b>	<b>Finishing</b> Finitions Acabados	<b>XX</b>	<b>Color Temp.</b> Température couleur Temperatura de color	<b>9</b>	<b>X</b>	<b>Beam angle</b> Angle de faisceau Ángulo del haz
		<b>1</b> White Blanc Blanco  <b>5</b> Black Noir Negro  <b>C</b> Custom Personnalisée Personalizado		<b>24</b> 2400K <b>27</b> 2700K <b>30</b> 3000K <b>35</b> 3500K <b>40</b> 4000K <b>DW</b> Dim Warm <b>TW</b> Tunable White <b>CU</b> Custom Personnalisée Personalizado			<b>N</b> 15° <b>S</b> 24° <b>M</b> 36° <b>W</b> 60°

## Drivers (Remote)

Alimentateurs  
 Alimentadores

**Series wiring**  
 Câblage en série  
 Cableado en serie



For other driver options - including Lutron, Dali and DMX - please consult factory

Static White	Phase / 0-10V (Dual Dimming)		
500mA	<table border="1"> <tr> <td>CCPRO10-A Min. 1 Max. 1</td> <td>CCPRO40-A Min. 1 Max. 3</td> </tr> </table>	CCPRO10-A Min. 1 Max. 1	CCPRO40-A Min. 1 Max. 3
CCPRO10-A Min. 1 Max. 1	CCPRO40-A Min. 1 Max. 3		
Dim to Warm	Phase / 0-10V (Dual Dimming)		
400mA	<table border="1"> <tr> <td>CCPRO10-A Min. 1 Max. 1</td> <td>CCPRO40-A Min. 1 Max. 3</td> </tr> </table>	CCPRO10-A Min. 1 Max. 1	CCPRO40-A Min. 1 Max. 3
CCPRO10-A Min. 1 Max. 1	CCPRO40-A Min. 1 Max. 3		
Tunable White			
500mA	Please consult factory for driver options		

## L101

**Low luminance louvre**  
 Filtre basse luminance  
 Filtro de baja luminancia

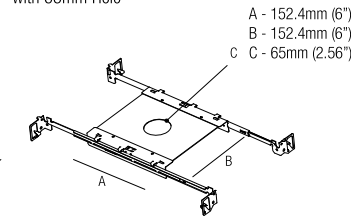
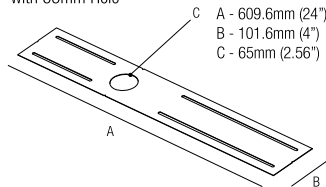


Note: the filter must be ordered together with the lighting fixture  
 Note: le filtre doit être commandé en même temps que l'appareil  
 Nota: el filtro debe pedirse junto con la luminaria

## T-Bar Installation

**R01065**  
 Mounting Plate  
 with 65mm Hole

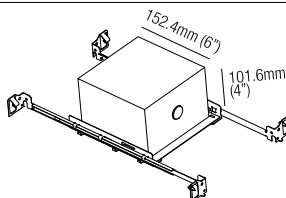
**MP-R065**  
 Mounting Plate  
 with 65mm Hole



## IC Housings

**IC064R01065**  
 Recessed Box for  
 Insulated Ceiling  
 with 65mm Hole

**AT064R01065**  
 Air Tight Recessed  
 Box for Insulated  
 Ceiling with  
 65mm Hole



## Optionals - Accessoires - Accesorios

### DCVI.B.1

24VDC Constant Voltage to  
 Constant Current Converter  
 0-10V / Phase / Dim to Warm  
 Compatible, 13W

