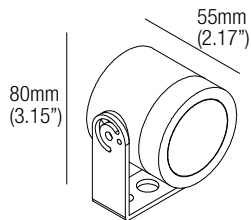


MAHALO

design: Roberto Mantovani

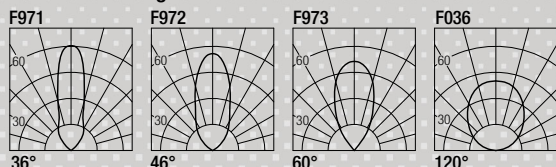


Supply current
Courant d'alimentation
Corriente de alimentación
24VDC

Power
Puissance
Potencia
7W



Photometric diagrams



CCT	Flux	CRI
2700K	590 lm	98+
3000K	650 lm	98+
3500K	660 lm	98+
4000K	670 lm	98+

Code Construction

Construction du code produit
Construcción del código de producto

MH1 | X | XX | 9 | X |

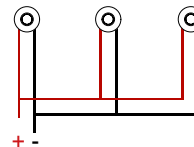
MH1	X	Finishing Finitions Acabados	XX Color Temp. Température couleur Temperatura de color	9	X Beam angle Angle de faisceau Ángulo del haz
		2 Aluminum Aluminium Aluminio	27 2700K		S 36°
		5 Black Noir Negro	30 3000K		M 46°
		6 Bronze Bronze	35 3500K		W 60°
			40 4000K		X 120°
			CU Custom		

Drivers

Alimentateurs
Alimentadores

Parallel wiring

Câblage en parallèle
Cableado en paralelo



0-10V

DL010-024-100VD

100W CV 0-10V Dimming
Dimming Range: 1%
Min. 1/Max. 10 Fixtures per Driver

Phase

DLELD-024-100W

96W Constant Voltage
Dimming Range: 10%
Min. 1/Max. 10 Fixtures per Driver

Lutron 2-Wire Phase

LTEA.CV.1

Hi-Lume 2-Wire Phase
40W Constant Voltage
Dimming Range: 1%
Min. 1/Max. 5 Fixtures per Driver

LTEA.CV.2

Hi-Lume 2-Wire Phase
96W Constant Voltage
Dimming Range: 1%
Min. 1/Max. 10 Fixtures per Driver

Lutron Ecosystem

LDE.CV.1

Hi-Lume Ecosystem
40W Constant Voltage
Dimming Range: 1%
Min. 1/Max. 5 Fixtures per Driver

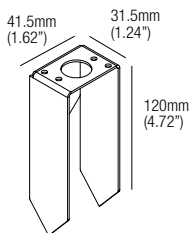
LDE.CV.2

Hi-Lume Ecosystem
96W Constant Voltage
Dimming Range: 1%
Min. 1/Max. 10 Fixtures per Driver

Optionals - Accessoires - Accesorios

CP0022

Earth spike
Piquet de terre
Pico de la tierra



L0D1

Low luminance louvre
Filtre basse luminance
Filtro de baja luminancia



Note: the filter must be ordered together with the lighting fixture
Note: le filtre doit être commandé en même temps que l'appareil
Nota: el filtro debe pedirse junto con la luminaria

Note: cable cut to measure on request
Note: câble sur mesure disponible sur demande
Nota: cable a medida disponible a petición