

# LV TRACK SD

design: Flexalighting NA



**Supply current**  
Courant d'alimentation  
Corriente de alimentación

**Power**  
Pouissance  
Potencia

**2 Circuits**  
**24VDC**  
**Max. 2 x 4.1A**

**Max. 2 x 96W,**  
**Class 2**

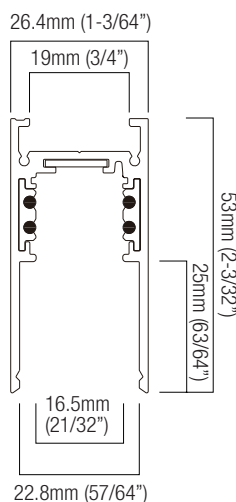


## Code Construction

Construction du code produit  
Construcción del código de producto

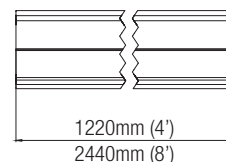
**LVMT-SD | X | X |**

<b>LVMT-SD</b>	<b>X</b>	<b>Finishing</b> Finitions Acabados	<b>X</b>	<b>Length</b> Longitud Longueur
		<b>1</b> White Blanc Blanco		<b>1</b> 8'
		<b>5</b> Black Noir Negro		



## Note

Track can be cut on-field



## Compatible Fixtures - luminaires compatibles - luminarias compatibles



**ELIA X6 / X10**  
4.5-10W IP20 24VDC




**ELIJAH X6 / X10**  
4.5-10W IP20 24VDC



**ELO X6 / X10**  
4.5-10W IP20 24VDC



**ESME X10/20/30/40**  
10-40W IP20 24VDC



**JOS X2 / X6 / X10**  
1.5-10W IP20 24VDC



**LAD X6 / X10**  
4.5-10W IP20 24VDC

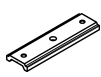
## Mechanical Accessories - Accessoires - Accesorios



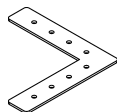
**ECH-SD-X**  
End Cap for SD  
With Hole  
B-Black, W-White



**EC-SD-X**  
End Cap for SD  
Dead End  
B-Black, W-White



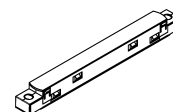
**MC-ST**  
Mechanical Connector  
Straight



**MLC**  
Mechanical Connector  
L Bracket



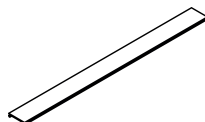
**LFS-X**  
Live Feed  
B-Black, W-White



**ESC-X**  
Electrical Straight Connector  
B-Black, W-White



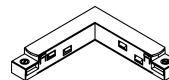
**SK-015-X**  
Suspension Kit, 60" (1500mm)  
B-Black, W-White



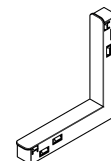
**CVR-SS-X**  
Aluminium Track Cover, 4' (1200mm)  
B-Black, W-White



**MLCR**  
Mechanical Connector  
90° Inverted L Bracket



**LC-X**  
L Electrical Connector  
B-Black, W-White



**LCR-X**  
90° Inverted Electrical Connector  
B-Black, W-White

## Electrical Accessories - Accessoires - Accesorios