

LV TRACK RD

design: Flexalighting NA



Supply current
Courant d'alimentation
Corriente de alimentación

Power
Puissance
Potencia

2 Circuits
24VDC
Max. 2 x 4.1A

Max. 2 x 96W,
Class 2

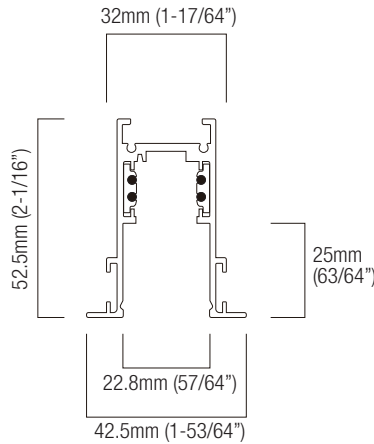


Code Construction

Construction du code produit
Construcción del código de producto

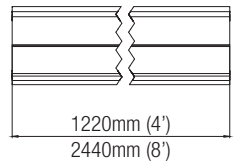
LVMT-RD | X | X |

LVMT-RD	X	Finishing Finitions Acabados	X	Length Longitud Longueur
		1 White Blanc Blanco		1 8'
		5 Black Noir Negro		



Note

Track can be cut on-field



Compatible Fixtures - luminaires compatibles - luminarias compatibles




ELIA X6 / X10
4.5-10W IP20 24VDC




ELIJAH X6 / X10
4.5-10W IP20 24VDC



ELO X6 / X10
4.5-10W IP20 24VDC



ESME X10/20/30/40
10-40W IP20 24VDC



JOS X2 / X6 / X10
1.5-10W IP20 24VDC



LAD X6 / X10
4.5-10W IP20 24VDC

Mechanical Accessories - Accessoires - Accesorios

Electrical Accessories - Accessoires - Accesorios



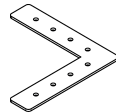
ECH-RD-X
End Cap for RD
With Hole
B-Black, W-White



EC-RD-X
End Cap for RD
Dead End
B-Black, W-White



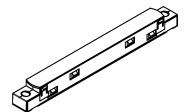
MC-R-ST
Mechanical Connector
Straight for RD track



MLC
Mechanical Connector
L Bracket



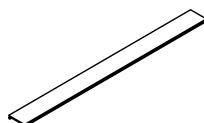
LFS-X
Live Feed
B-Black, W-White



ESC-X
Electrical Straight Connector
B-Black, W-White



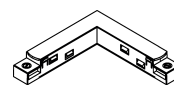
SK-015-X
Suspension Kit, 60" (1500mm)
B-Black, W-White



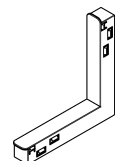
CVR-SS-X
Aluminium Track Cover, 4' (1200mm)
B-Black, W-White



MLCR
Mechanical Connector
90° Inverted L Bracket



LC-X
L Electrical Connector
B-Black, W-White



LCR-X
90° Inverted Electrical Connector
B-Black, W-White