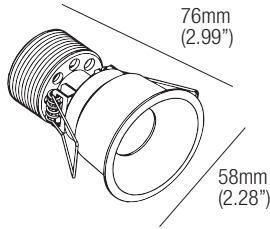


KORINE R10

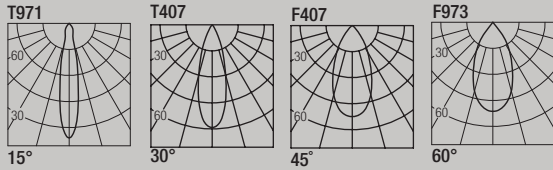
design: J. Allen

Supply current
Courant d'alimentation
Corriente de alimentación
500mA (V_i 18V)

Power
Pouissance
Potencia
10W



Photometric diagrams



CCT	Flux	CRI
2400K	837 lm	95+
2700K	921 lm	98+
3000K	977 lm	98+
3500K	1016 lm	98+
4000K	1055 lm	98+

CCT	Flux	CRI
Dim to Warm 1800K-3000K	725 lm	95
Tunable White 2700K-5000K	952 lm	95

Code Construction

Construction du code produit
Construcción del código de producto

KOR₁X_{XX}9₁X₁

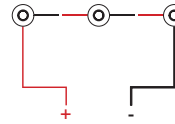
KOR	X	Finishing Finitions Acabados	XX	Color Temp. Température couleur Temperatura de color	9	X	Beam angle Angle de faisceau Ángulo del haz
		1 White Blanc Blanco 5 Black Noir Negro C Custom Personnalisée Personalizado		24 2400K 27 2700K 30 3000K 35 3500K 40 4000K DW Dim Warm TW Tunable White CU Custom Personnalisée Personalizado			1 15° 2 30° 3 45° 4 60°

Drivers (Remote)

Alimentateurs
Alimentadores

Series wiring

Câblage en série
Cableado en serie



For other driver options - including Lutron, Dali and DMX - please consult factory

Static White 500mA	Phase / 0-10V (Dual Dimming)
	CCPR010-A Min. 1 Max. 1 CCPR040-A Min. 1 Max. 3
Dim to Warm 400mA	Phase / 0-10V (Dual Dimming)
	CCPR010-A Min. 1 Max. 1 CCPR040-A Min. 1 Max. 3
Turnable White 500mA	Please consult factory for driver options

L001

Low luminance louvre
Filtre basse luminance
Filtro de baja luminancia

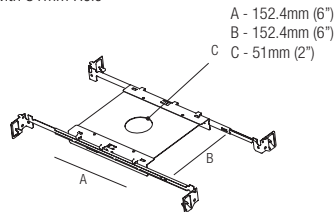
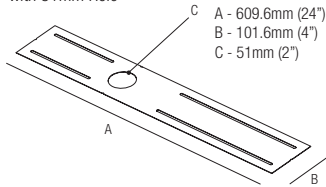


Note: the filter must be ordered together with the lighting fixture
Note: le filtre doit être commandé en même temps que l'appareil
Nota: el filtro debe pedirse junto con la luminaria

T-Bar Installation

R01051
Mounting Plate
with 51mm Hole

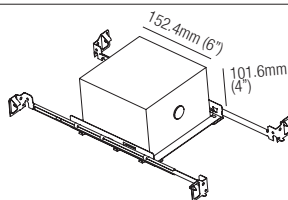
MP-R051
Mounting Plate
with 51mm Hole



IC Housings

IC064R01051
Recessed Box for
Insulated Ceiling
with 51mm Hole

AT064R01051
Air Tight Recessed
Box for Insulated
Ceiling with
51mm Hole



Optionals - Accessoires - Accesorios

DCVI.B.1

24VDC Constant Voltage to
Constant Current Converter
0-10V / Phase / Dim to Warm
Compatible, 13W

