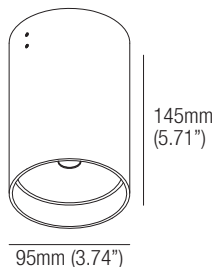


KOINE 6

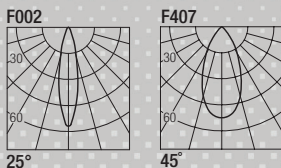
design: Roberto Mantovani

Supply current
Courant d'alimentation
Corriente de alimentación
500mA (V_i 8.7V) (CC)

Power
Puissance
Potencia
4.5W



Photometric diagrams



CCT	Flux	CRI	CCT	Flux	CRI
2400K	472 lm	95+	Dim to Warm 1800K-3000K	416 lm	90
2700K	421 lm	98+			
3000K	446 lm	98+			
3500K	464 lm	98+			
4000K	482 lm	98+			



Code Construction

Construction du code produit
Construcción del código de producto

KW₁ 6₁ X₁ X₁ XX₁ CC₁ E₁

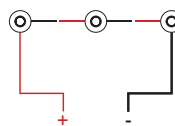
KW	6	X Finishing Finitions Acabados	X Beam angle Angle de faisceau Ángulo del haz	XX Color Temp. Température couleur Temperatura de color	CC	E
		1 White Blanc Blanco	1 25°	24 2400K		
		5 Black Noir Negro	2 45°	27 2700K		
		C Custom Personnalisée Personalizado		30 3000K		
				35 3500K		
				40 4000K		
				DW Dim Warm		
				CU Custom Personnalisée Personalizado		

Drivers (Remote)

Alimentateurs
Alimentadores

Series wiring

Câblage en série
Cableado en serie



For other driver options - including Lutron, Dali and DMX - please consult factory

Static White 500mA	Phase / 0-10V (Dual Dimming)	
	CCPR010-A Min. 1 Max. 2	CCPR040-A Min. 1 Max. 6
Dim to Warm 250mA	Phase / 0-10V (Dual Dimming)	
	CCPR010-A Min. 1 Max. 2	CCPR040-A Min. 1 Max. 3

Optionals - Accessoires - Accesorios

DCVI.B.1

24VDC Constant Voltage to
Constant Current Converter
0-10V / Phase / Dim to Warm
Compatible, 13W

