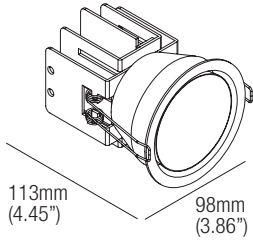


# JUNO 20

design: Lapo Grassellini

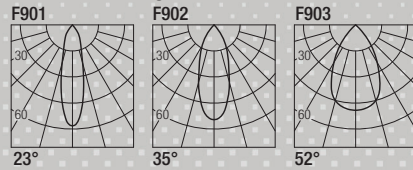


**Supply current**  
Courant d'alimentation  
Corriente de alimentación  
**500mA** (V<sub>i</sub> 36V)

**Power**  
Pouissance  
Potencia  
**20W**



## Photometric diagrams



CCT	Flux	CRI
2700K	1659 lm	93
3000K	1752 lm	93
3500K	1873 lm	93
4000K	1925 lm	93

## Code Construction

Construction du code produit  
Construcción del código de producto

**JU2 | X | XX | 9 | X |**

<b>JU2</b>	<b>X</b>	<b>Finishing</b> Finitions Acabados	<b>XX</b>	<b>Color Temp.</b> Température couleur Temperatura de color	<b>9</b>	<b>X</b>	<b>Beam angle</b> Angle de faisceau Ángulo del haz
		<b>1</b> White Blanc Blanco		<b>27</b> 2700K			<b>S</b> 23°
		<b>5</b> Black Noir Negro		<b>30</b> 3000K			<b>M</b> 35°
		<b>C</b> Custom Personnalisée Personalizado		<b>35</b> 3500K			<b>W</b> 52°
				<b>40</b> 4000K			
				<b>CU</b> Custom Personnalisée Personalizado			

## Drivers (Remote)

Alimentateurs  
Alimentadores

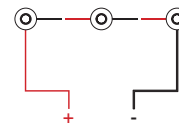
Static White Phase / 0-10V (Dual Dimming)

500mA

CCPRO40-A  
Min. 1  
Max. 1

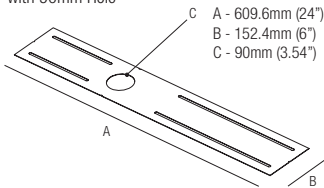
## Series wiring

Câblage en série  
Cableado en serie



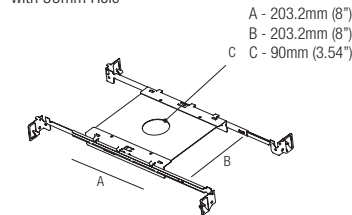
For other driver options -  
including Lutron, Dali and DMX -  
please consult factory

**MP-R090**  
Mounting Plate  
with 90mm Hole



## T-Bar Installation

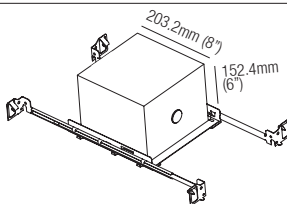
**R02090**  
Mounting Plate  
with 90mm Hole



## IC Housings

**IC086R02090**  
Recessed Box for  
Insulated Ceiling  
with 90mm Hole

**AT086R02090**  
Air Tight Recessed  
Box for Insulated  
Ceiling with  
90mm Hole



## Optionals - Accessoires - Accesorios

### DCVI.B.2

24VDC Constant Voltage to  
Constant Current Converter  
0-10V / Phase / Dim to Warm  
Compatible, 26W

