

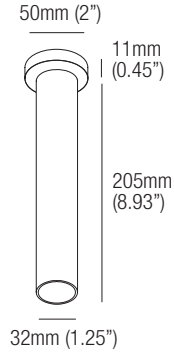
JOS S6

design: Roberto Mantovani

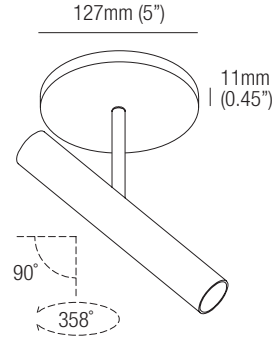
Supply current
Courant d'alimentation
Corriente de alimentación
500mA (V_I 8.7V)

Power
Puissance
Potencia
4.5W

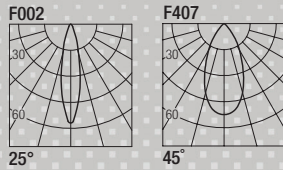
Mini Canopy for Remote Wiring



Standard Canopy for JBox Wiring



Photometric diagrams



CCT	Flux	CRI
2400K	472 lm	95+
2700K	421 lm	98+
3000K	446 lm	98+
3500K	464 lm	98+
4000K	482 lm	98+
Dim to Warm 1800K-3000K	416 lm	90



Code Construction

Construction du code produit
Construcción del código de producto

JSS6 | X | XX | X | X | X

JSS6	X	Finishing Finitions Acabados	XX	Color Temp. Température couleur Temperatura de color	X	Beam angle Angle de faisceau Ángulo del haz	X	Canopy Canopée Cubierta
	1	White Blanc Blanco	24	2400K	1	25°	1	Mini
	5	Black Noir Negro	27	2700K	2	45°	2	Standard
	C	Custom Personnalisée Personalizado	30	3000K				
			35	3500K				
			40	4000K				
			DW	Dim Warm				
			CU	Custom Personnalisée Personalizado				

LJ02 **LJ02B**
White **Black**
Low luminance louvre
Filtre basse luminance
Filtro de baja luminancia



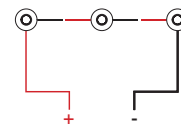
Note: the filter must be ordered together with the lighting fixture
Note: le filtre doit être commandé en même temps que l'appareil
Note: el filtro debe pedirse junto con la luminaria

Note: versions with extended arm length are available upon request
Note: versions con lunghezza del braccetto maggiorata disponibili su richiesta
Note: versions avec longueur du bras majorée disponibles sur demande

Drivers (Remote)

Alimentateurs
Alimentadores

Series wiring
Câblage en série
Cableado en serie



For other driver options -
including Lutron, Dali and DMX -
please consult factory

Static White 500mA	Phase / 0-10V (Dual Dimming)
	CCPRO10-A Min. 1 Max. 2
	CCPRO40-A Min. 1 Max. 6
Dim to Warm 250mA	Phase / 0-10V (Dual Dimming)
	CCPRO10-A Min. 1 Max. 2
	CCPRO40-A Min. 1 Max. 3

Optionals - Accessoires - Accesorios

DCVI.B.1
24VDC Constant Voltage to
Constant Current Converter
0-10V / Phase / Dim to Warm
Compatible, 13W

