

# JOS S2

design: Roberto Mantovani

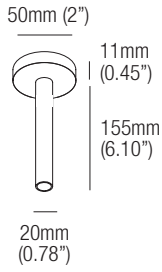
**Supply current**  
Courant d'alimentation  
Corriente de alimentación

**500mA** (V<sub>i</sub> 2.9V)

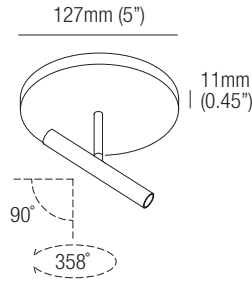
**Power**  
Puissance  
Potencia

**1.5W**

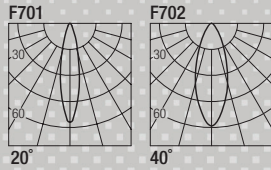
## Mini Canopy for Remote Wiring



## Standard Canopy for JBox Wiring



## Photometric diagrams



CCT	Flux	CRI
2700K	128 lm	93
3000K	133 lm	93
3500K	143 lm	93
4000K	154 lm	93



## Code Construction

Construction du code produit  
Construcción del código de producto

**JSS2 | X | XX | X | X |**

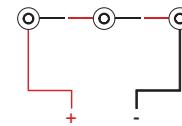
<b>JSS2</b>	<b>X</b>	<b>Finishing</b> Finitions Acabados	<b>XX</b>	<b>Color Temp.</b> Température couleur Temperatura de color	<b>X</b>	<b>Beam angle</b> Angle de faisceau Ángulo del haz	<b>X</b>	<b>Canopy</b> Canopée Cubierta
	<b>1</b>	White Blanc Blanco	<b>27</b>	2700K	<b>1</b>	20°	<b>1</b>	Mini
	<b>5</b>	Black Noir Negro	<b>30</b>	3000K	<b>2</b>	40°	<b>2</b>	Standard
	<b>C</b>	Custom Personnalisée Personalizado	<b>35</b>	3500K				
			<b>40</b>	4000K				
			<b>CU</b>	Custom Personnalisée Personalizado				

## Drivers (Remote)

Alimentateurs  
Alimentadores

## Series wiring

Câblage en série  
Cableado en serie



For other driver options - including Lutron, Dali and DMX - please consult factory

Static White	Phase / 0-10V (Dual Dimming)	
500mA	CCPR010-A Min. 1 Max. 6	CCPR040-A Min. 1 Max. 18

## L001

### Low luminance louvre

Filtere basse luminance  
Filtro de baja luminancia



**Note:** the filter must be ordered together with the lighting fixture  
**Note:** le filtre doit être commandé en même temps que l'appareil  
**Nota:** el filtro debe pedirse junto con la luminaria

**Note:** versions with extended arm length are available upon request  
**Nota:** versioni con lunghezza del braccetto maggiorata disponibili su richiesta  
**Note:** versions avec longueur du bras majorée disponibles sur demande