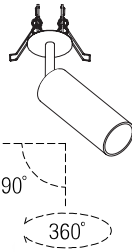
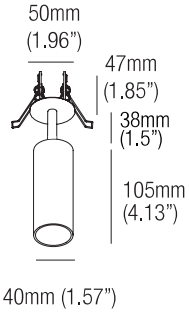


ELIA R10

design: J. Allen

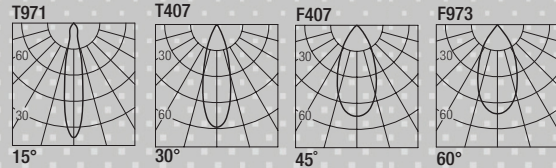


Supply current
Courant d'alimentation
Corriente de alimentación
500mA (V_i 18V)

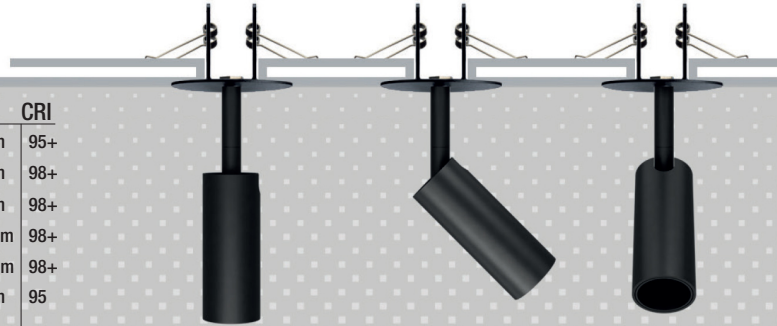
Power
Puissance
Potencia
10W



Photometric diagrams



CCT	Flux	CRI
2400K	837 lm	95+
2700K	921 lm	98+
3000K	977 lm	98+
3500K	1016 lm	98+
4000K	1055 lm	98+
Dim to Warm 1800K-3000K	725 lm	95



Code Construction

Construction du code produit
Construcción del código de producto

ELIR10 | X | X | XX |

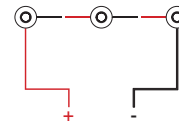
ELIR10	X Finishing Finitions Acabados	X Beam angle Angle de faisceau Ángulo del haz	XX Color Temp. Température couleur Temperatura de color
	<ul style="list-style-type: none"> 1 White / Blanc / Blanco 5 Black / Noir / Negro C Custom / Personnalisée / Personalizado 	<ul style="list-style-type: none"> S 15° M 30° F 45° W 60° 	<ul style="list-style-type: none"> 24 2400K 27 2700K 30 3000K 35 3500K 40 4000K DW Dim Warm CU Custom / Personnalisée / Personalizado

Drivers (Remote)

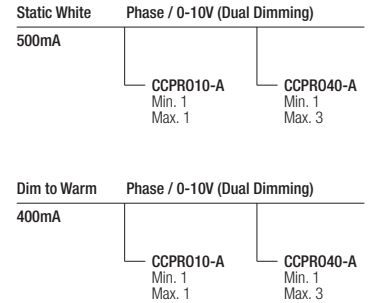
Alimentateurs
Alimentadores

Series wiring

Câblage en série
Cableado en serie



For other driver options - including Lutron, Dali and DMX - please consult factory



L001

Low luminance louvre
Filtre basse luminance
Filtro de baja luminancia

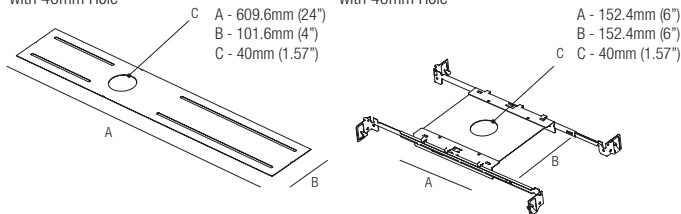


Note: the filter must be ordered together with the lighting fixture
Note: le filtre doit être commandé en même temps que l'appareil
Nota: el filtro debe pedirse junto con la luminaria

T-Bar Installation

R01040
Mounting Plate
with 40mm Hole

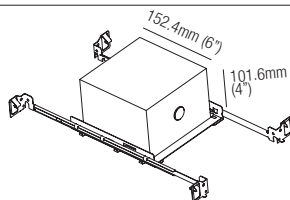
MP-R040
Mounting Plate
with 40mm Hole



IC Housings

IC064R01040
Recessed Box for
Insulated Ceiling
with 40mm Hole

AT064R01040
Air Tight Recessed
Box for Insulated
Ceiling with
40mm Hole



Optionals - Accessoires - Accesorios

DCVI.B.1

24VDC Constant Voltage to
Constant Current Converter
0-10V / Phase / Dim to Warm
Compatible, 13W

