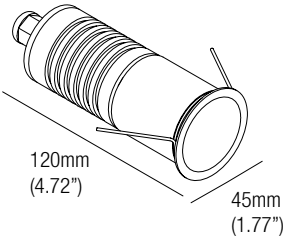


BETA 2

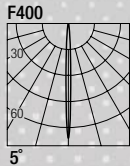
design: Roberto Mantovani

Supply current
 Courant d'alimentation
 Corriente de alimentación
500mA (V_f 2.9V)

Power
 Pouissance
 Potencia
1.5W



Photometric diagrams



CCT	Flux	CRI
2700K	128 lm	90+
3000K	133 lm	90+
3500K	142 lm	90+
4000K	154 lm	85
Custom	TBD	

Code Construction

Construction du code produit
 Construcción del código de producto

AP1 X XX 5

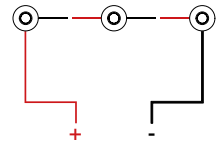
ET1	X	Finishing Finitions Acabados	XX	Color Temp. Température couleur Temperatura de color	5
		B White Blanc Blanco		27 2700K	
		G Grey Gris		30 3000K	
		N Black Noir Negro		35 3500K	
		K COR-TEN		40 4000K	
				CU Custom	

Drivers

Alimentateurs
 Alimentadores

Series wiring

Câblage en série
 Cableado en serie



0-10V

FLEXA-60-PRO-CC-10V

Programmable 60W CC 0-10V Dimming
 Dimming Range: 0.01%
Min 1./Max. 18 Fixtures per Driver

Phase

FLEXA-12-500-CC-ELV

12W 500mA Constant Current
 Dimming Range: 10%
Min. 2/Max. 7 Fixtures per Driver

FLEXA-23-500-CC-ELV

23W 500mA Constant Current
 Dimming Range: 10%
Min 7/Max. 14 Fixtures per Driver

Lutron Forward Phase

LTEA.1

Hi-Lume Forward Phase
 20W 500mA Constant Current
 Dimming Range: 1%
Min. 3/Max. 12 Fixtures per Driver

LTEA.2

Hi-Lume Forward Phase
 30W 500mA Constant Current
 Dimming Range: 1%
Min. 12/Max. 18 Fixtures per Driver

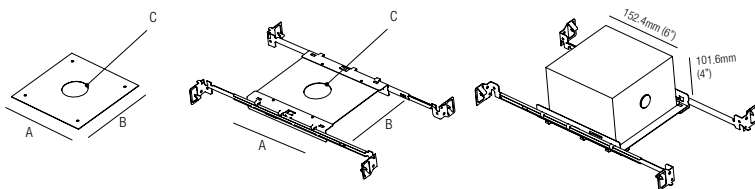
Lutron Ecosystem

PEQ.1

Hi-Lume ECO System
 20W 500mA Constant Current
 Dimming Range: 1%
Min. 3/Max. 12 Fixtures per Driver

PEQ.0

Hi-Lume ECO System Premier
 20W 500mA Constant Current
 Dimming Range: 0.1%
Min. 3/Max. 12 Fixtures per Driver



R01040-W0A
 Mounting Plate
 with 40mm Hole

A - 152.4mm (6")
 B - 152.4mm (6")
 C - 40mm (1.57")

R01040
 Mounting Plate
 with 40mm Hole

A - 152.4mm (6")
 B - 152.4mm (6")
 C - 40mm (1.57")

IC064R01040
 Recessed Box for Insulated Ceiling
 with 40mm Hole

AT064R01040
 Air Tight Recessed Box for Insulated
 Ceiling with 40mm Hole

Optionals - Accessoires - Accesorios

CSBU01

Recessing box
 Boîtier d'encastrement
 Caja de empotrar

