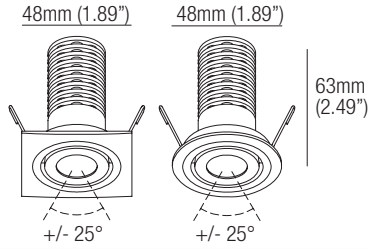



ADAN

design: Roberto Mantovani

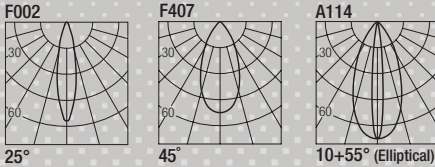


Supply current
 Courant d'alimentation
 Corriente de alimentación
500mA (V_f 8.7V)

Power
 Pouissance
 Potencia
4.5W



Photometric diagrams



CCT	Flux	CRI	CCT	Flux	CRI
2400K	472 lm	95+	Dim to Warm	416 lm	90
2700K	421 lm	98+	1800K-3000K		
3000K	446 lm	98+			
3500K	464 lm	98+			
4000K	482 lm	98+			

Code Construction

Construction du code produit
 Construcción del código de producto

PJ | X | X | X | XX | E |

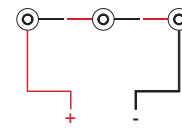
PJ	X	Shape	X	Finishing	X	Beam angle	XX	Color Temp.	E
Forma	Forme	Finitions	Acabados	Angle de faisceau	Ángulo del haz	Température couleur	Temperatura de color		
1	Round	1	White	1	25°	24	2400K		
	Rond		Blanc		45°	27	2700K		
	Redondo		Blanco		3	30	3000K		
2	Square	2	Aluminum	3	10+55°	35	3500K		
	Carré		Aluminium		(Elliptical)	40	4000K		
	Cuadrado		Aluminio			DW	Dim Warm		
			Chrome			CU	Custom		
			Cromo				Personnalisée		
			Gold				Personalizado		
			Or						
			Oro						
			Black						
			Noir						
			Negro						
			Bronze						
			Bronce						
			Custom						
			Personnalisée						
			Personalizado						

Drivers (Remote)

Alimentateurs
 Alimentadores

Series wiring

Câblage en série
 Cableado en serie



For other driver options - including Lutron, Dali and DMX - please consult factory

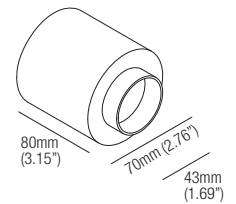
Static White	Phase / 0-10V (Dual Dimming)		
500mA	<table border="1"> <tr> <td>CCPR010-A Min. 1 Max. 2</td> <td>CCPR040-A Min. 1 Max. 6</td> </tr> </table>	CCPR010-A Min. 1 Max. 2	CCPR040-A Min. 1 Max. 6
CCPR010-A Min. 1 Max. 2	CCPR040-A Min. 1 Max. 6		

Dim to Warm	Phase / 0-10V (Dual Dimming)		
250mA	<table border="1"> <tr> <td>CCPR010-A Min. 1 Max. 2</td> <td>CCPR040-A Min. 1 Max. 3</td> </tr> </table>	CCPR010-A Min. 1 Max. 2	CCPR040-A Min. 1 Max. 3
CCPR010-A Min. 1 Max. 2	CCPR040-A Min. 1 Max. 3		

Optionals - Accessoires - Accesorios

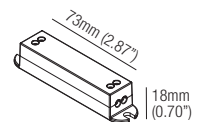
CS1005

Recessing box
 Boîtier d'encastrement
 Caja de empotrar



DCVI.B.1

24VDC Constant Voltage to Constant Current Converter
 0-10V / Phase / Dim to Warm
 Compatible, 13W



L001

Low luminance louvre
 Filtre basse luminance
 Filtro de baja luminancia

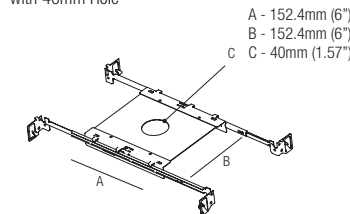
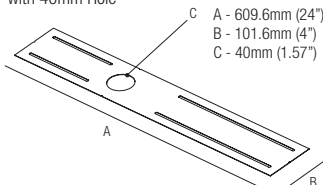


Note: the filter must be ordered together with the lighting fixture
 Note: le filtre doit être commandé en même temps que l'appareil
 Nota: el filtro debe pedirse junto con la luminaria

T-Bar Installation

RO1040
 Mounting Plate
 with 40mm Hole

MP-R040
 Mounting Plate
 with 40mm Hole



IC Housings

IC064R01040
 Recessed Box for Insulated Ceiling with 40mm Hole

AT064R01040
 Air Tight Recessed Box for Insulated Ceiling with 40mm Hole

