


TEDDY R6

Semi-recessed projector

design Jude Allen



An adjustable projector designed for recessed installations, featuring a minimalist design and superior optical performance. Ideal for both accent and general lighting applications. The Teddy range has field changeable optics and can hold up to two media accessories, including anti-glare filter and a customizable color corrective gel.

Un projecteur réglable conçu pour les installations encastrées, doté d'un design minimaliste et de performances optiques supérieures. Il est idéal pour les applications d'éclairage d'accentuation et d'éclairage général. La gamme Teddy possède des optiques modifiables sur le terrain et peut contenir jusqu'à deux accessoires, y compris un filtre antireflet et un gel correcteur de couleur personnalisable.

Projector orientable diseñado para instalaciones empotradas, con un diseño minimalista y un rendimiento óptico superior. Ideal tanto para aplicaciones de acento como de iluminación general. La gama Teddy tiene ópticas que se pueden cambiar sobre el terreno y puede alojar hasta dos accesorios multimedia, incluido un filtro antideslumbrante y un gel corrector del color personalizable.



IP20

Class 2



made in Canada

Supply current

Courant d'alimentation
Corriente de alimentación
Static White: 500mA (V,9V)
Dim To Warm: 250mA (V,18V)

Power

Pouissance
Potencia
Static White: 4,5W
Dim To Warm: 4,5W

Series wiring

Câblage en série
Cableado en serie

LED selection

Sélection des LED
Selección del LED
2-Step MacAdam

CRI

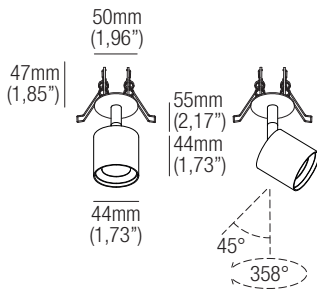
98

Lumens

2400K — 434 lm
2700K — 553 lm
3000K — 579 lm
3500K — 586 lm
4000K — 579 lm
DW — 383 lm

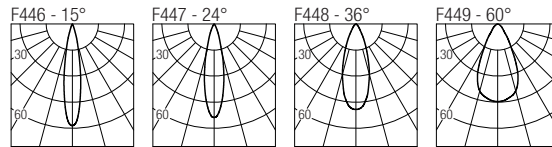
Dimensions

Dimensiones



Photometric diagrams

Diagrammes photométriques
Diagramas fotométricos



Code construction

Construction du code produit
Construcción del código de producto

TYR6 X X X

	24	27	30	35	40	DW
	2400K	2700K	3000K	3500K	4000K	Dim to Warm
1	2	3	4			
15°	24°	36°	60°			
1	5	C				
White	Black	Custom				

Accessories

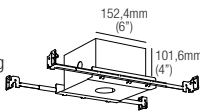
Accessoires
Accesorios

AT064R01040

Airtight recessed housing for insulated ceiling

IC064R01040

Recessed housing for insulated ceiling



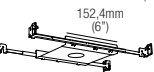
MP-R040

Baseplate



R01040

T-bar baseplate



LH03

Low luminance hex louvre

GEL35

Colour corrective poly gel, consult with factory

OPT3515 15°

OPT3524 24°

OPT3536 36°

OPT3560 60°

Field changeable optic

Static White 500mA drivers

Static White Alimentateurs 500mA
Static White Alimentadores 500mA

CCPRO10A-500 (1..2) IP20

Dimming: PHASE - 0-10V

CCPRO40A-500 (1..6) IP20

Dimming: PHASE - 0-10V

Dim to Warm 250mA drivers

Dim to Warm Alimentateurs 250mA
Dim to Warm Alimentadores 250mA

CCPRO10A-250-DW (1..2) IP20

Dimming: PHASE - 0-10V

CCPRO40A-250-DW (1..3) IP20

Dimming: PHASE - 0-10V