

# MINILED A R10

Adjustable downlight

design Lapo Grassellini



The Miniled range of extractable, recessed fixtures offers high performance in extremely compact dimensions. The movement of the head allows wide orientation of the light output, in a fixture with minimal and sophisticated design.

La gamme d'encastables amovibles Minileda offre des prestations élevées dans des dimensions extrêmement compactes. Le mouvement de la tête permet une grande directionnalité du flux lumineux, dans un appareil au design minimaliste et sophistiqué.

La gama de luminarias empotrables extraíbles Minileda ofrece altos rendimientos en dimensiones extremadamente compactas. El movimiento del cabezal permite una amplia direccionalidad del flujo luminoso, en un aparato de diseño minimalista y sofisticado.



IP20 Class 2



made in Canada

### Supply current

Courant d'alimentation  
Corriente de alimentación  
350mA (V,8,7V)

### Power

Pouissance  
Potencia  
3W

### Series wiring

Câblage en série  
Cableado en serie

### LED selection

Sélection des LED  
Selección del LED  
3-Step MacAdam

### CRI

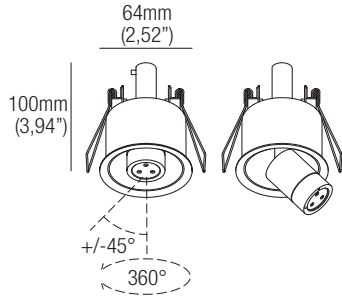
90

### Lumens

2700K — 267 lm  
3000K — 279 lm  
3500K — 292 lm  
4000K — 309 lm

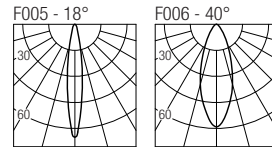
### Dimensions

Dimensiones



### Photometric diagrams

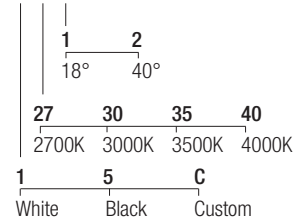
Diagrammes photométriques  
Diagramas fotométricos



### Code construction

Construction du code produit  
Construcción del código de producto

### MLDR X X X



### Accessories

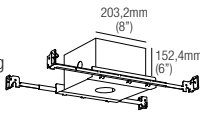
Accessoires  
Accesorios

#### AT086R02055

Airtight recessed housing for insulated ceiling

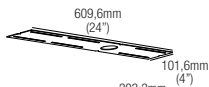
#### IC086R02055

Recessed housing for insulated ceiling



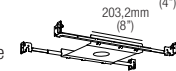
#### MP-R055

Baseplate



#### R02055

T-bar baseplate



### 350mA drivers

Alimentateurs 350mA  
Alimentadores 350mA

#### CCPR010A-350 (1..3) IP20

Dimming: PHASE - 0-10V

#### CCPR040A-350 (1..6) IP20

Dimming: PHASE - 0-10V