

# MINE 6

Adjustable downlight

design Lapo Grassellini



The Mine range of orientable, recessed fixtures matches utmost performance to incredible compactness. Recessed optics ensure high visual comfort. Revolutionary in dissipative, functional design, it offers the possibility to combine color temperatures and beam angles in CRI98 with R9 93 versions.

La gamme d'encastables orientables Mine associe prestations très élevées et dimension incroyablement contenue. L'optique en retrait garantit un confort visuel élevé. Révolutionnaires pour le design fonctionnel à la dissipation, ils offrent la possibilité d'associer températures, couleur et ouvertures de faisceau dans les versions à CRI98 avec R9 93.

La gama de empotrados orientables Mine combina un rendimiento muy alto con un tamaño increíblemente pequeño. La óptica hacia atrás garantiza un alto confort visual. Revolucionarios por su diseño funcional para la disipación, ofrecen la posibilidad de combinar temperaturas de color y aperturas de haz en las versiones CRI98 con R9 93.



IP20 Class 2



JA8 made in Canada

### Supply current

Courant d'alimentation  
Corriente de alimentación  
Static White: 500mA (V<sub>p</sub>9V)  
Dim To Warm: 250mA (V<sub>p</sub>18V)

### Power

Pouissance  
Potencia  
Static White: 4,5W  
Dim To Warm: 4,5W

### Series wiring

Câblage en série  
Cableado en serie

### LED selection

Sélection des LED  
Selección del LED  
2-Step MacAdam

### CRI

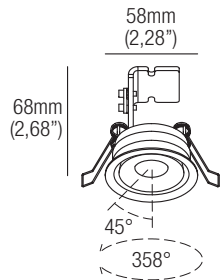
98

### Lumens

2400K	406 lm
2700K	517 lm
3000K	541 lm
3500K	548 lm
4000K	541 lm
DW	358 lm

### Dimensions

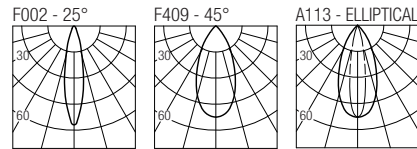
Dimensiones



### Photometric diagrams

Diagrammes photométriques

Diagramas fotométricos



### Code construction

Construction du code produit  
Construcción del código de producto

### MN6 X X X E

1	2	D			
25°	45°	20x55° (Elliptical)			
24	27	30	35	40	DW
2400K	2700K	3000K	3500K	4000K	Dim to Warm
1	5	C			
White	Black	Custom			

### Accessories

Accessoires

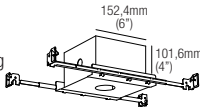
Accesorios

#### AT064R01051

Airtight recessed housing for insulated ceiling

#### IC064R01051

Recessed housing for insulated ceiling



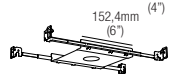
#### MP-R051

Baseplate



#### R01051

T-bar baseplate



#### LH01

Low luminance hex louvre

### Static White 500mA drivers

Static White Alimentateurs 500mA  
Static White Alimentadores 500mA

#### CCPR010A-500 (1..2) IP20

Dimming: PHASE - 0-10V

#### CCPR040A-500 (1..6) IP20

Dimming: PHASE - 0-10V

### Dim to Warm 250mA drivers

Dim to Warm Alimentateurs 250mA  
Dim to Warm Alimentadores 250mA

#### CCPR010A-250-DW (1..2) IP20

Dimming: PHASE - 0-10V

#### CCPR040A-250-DW (1..3) IP20

Dimming: PHASE - 0-10V