

MINE 10

Adjustable downlight

design Lapo Grassellini



The Mine range of orientable, recessed fixtures offers high performance in extremely compact dimensions. Its highly innovative dissipative system and off-axis inclination offer a 45° orientation of the full beam out from the ceiling, in a fixture of minimal yet sophisticated design.

La gamme Mine de luminaires orientables et encastrés offre des performances élevées dans des dimensions extrêmement compactes. Son système dissipatif très innovant et son inclinaison hors axe permettent une orientation à 45° de l'ensemble du faisceau vers l'extérieur du plafond, dans un luminaire au design minimal mais sophistiqué.

La gama de empotrados orientables Mine ofrece altas prestaciones en tamaños sumamente compactos. El estudio de un sistema de disipación sumamente innovador, junto con la inclinación fuera del eje del aparato, permite una orientación de 45° que mantiene todo el flujo luminoso fuera del ras del techo, en un aparato de diseño minimalista y sofisticado.



IP20 Class 2



JA8 made in Canada

Supply current

Courant d'alimentation
Corriente de alimentación
Static White: 500mA (V_i18V)
Dim To Warm: 400mA (V_i18V)
Tunable White: 500mA (V_i18V)

Power

Pouissance
Potencia
Static White: 9W
Dim To Warm: 7,2W
Tunable White: 9W

Series wiring

Câblage en série
Cableado en serie

LED selection

Sélection des LED
Selección del LED
2-Step MacAdam

CRI

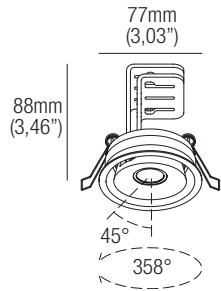
98

Lumens

2400K — 728 lm
2700K — 1064 lm
3000K — 1116 lm
3500K — 1130 lm
4000K — 1114 lm
DW — 630 lm
TW — 828 lm

Dimensions

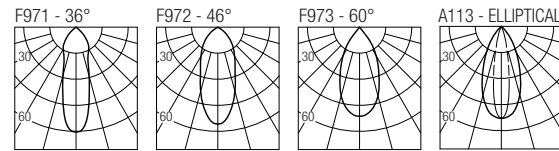
Dimensiones



Photometric diagrams

Diagrammes photométriques

Diagramas fotométricos



Code construction

Construction du code produit

Construcción del código de producto

MN1 X X 9 X

	S	M	W	D		
	36°	46°	60°	20x55° (Elliptical)		
	24	27	30	35	40	DW TW
	2400K	2700K	3000K	3500K	4000K	Dim to Warm Tunable White
1	5	C				
White	Black	Custom				

Accessories

Accessoires

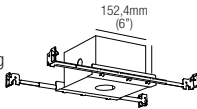
Accesorios

AT064R01070

Airtight recessed housing for insulated ceiling

IC064R01070

Recessed housing for insulated ceiling



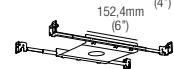
MP-R070

Baseplate



RO1070

T-bar baseplate



LH01

Low luminance hex louvre



Static White 500mA drivers

Static White Alimentateurs 500mA
Static White Alimentadores 500mA

CCPR010A-500 (1) IP20

Dimming: PHASE - 0-10V

CCPR040A-500 (1..3) IP20

Dimming: PHASE - 0-10V

Dim to Warm 400mA drivers

Dim to Warm Alimentateurs 400mA
Dim to Warm Alimentadores 400mA

CCPR010A-400 (1) IP20

Dimming: PHASE - 0-10V

CCPR040A-400 (1..3) IP20

Dimming: PHASE - 0-10V

Tunable White 500mA drivers

Tunable White Alimentateurs 500mA
Tunable White Alimentadores 500mA

DL0561S1 (1..3) IP20

Dimming: 0-10V