


FLY 6
IP-rated downlight

design Rod&Todd

IP67 downlight of the utmost build quality, combining extremely small dimensions with a high luminous flux. With a body in thick anodised aluminium, it comes in versions with the front in AISI316L stainless steel and anodised and powder-coated aluminium. Extra-clear tempered glass, ATEX cable gland and neoprene cable. With CRI98 and R9 93 and highly-advanced optics, it offers narrow and precise light beams. The range of accessories includes the glare filter for maximum visual comfort.

Encastrable IP67 de la plus haute qualité de construction, combinant des dimensions extrêmement petites avec un flux lumineux élevé. Avec un corps en aluminium anodisé épais, il existe dans les versions avec colerette en acier inoxydable AISI316L et aluminium anodisé et thermolaqué. Verre trempé extra-clair, presse-étoupe ATEX et câble néoprène. Avec CRI98 et R9 93 et optiques très avancées, il offre des faisceaux lumineux étroits et précis. La gamme d'accessoires comprend le filtre anti-éblouissement pour un confort visuel maximal.

Downlight IP67 de máxima calidad constructiva, que combina unas dimensiones extremadamente reducidas con un elevado flujo lumínico. Con cuerpo en aluminio anodizado grueso, se presenta en versiones con el frente en acero inoxidable AISI316L y aluminio anodizado y pintado con polvos. Cristal templado extraclaro, prensaestopas ATEX y cable de neopreno. Con CRI98 y R9 93 y una óptica muy avanzada, ofrece haces de luz estrechos y precisos. La gama de accesorios incluye el filtro antideslumbramiento para el máximo confort visual.



IP67

Class 2



made in Canada

Supply current

Courant d'alimentation
Corriente de alimentación
Static White: 500mA (V_p9V)
Dim To Warm: 250mA (V_i 18V)

Power

Pouissance
Potencia
Static White: 4,5W
Dim To Warm: 4,5W

Series wiring

Câblage en série
Cableado en serie

LED selection

Sélection des LED
Selección del LED
2-Step MacAdam

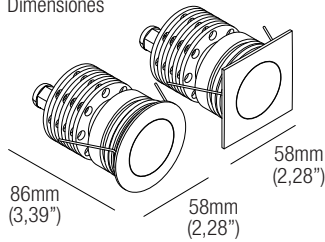
CRI
98

Lumens

2400K — 434 lm
2700K — 553 lm
3000K — 579 lm
3500K — 586 lm
4000K — 579 lm
DW — 383 lm

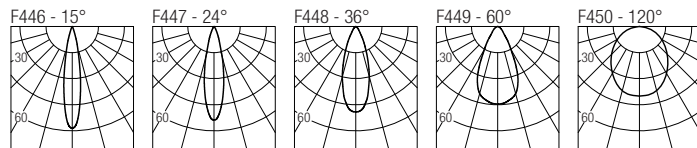
Dimensions

Dimensiones



Photometric diagrams

Diagrammes photométriques
Diagramas fotométricos



Code construction

Construction du code produit
Construcción del código de producto

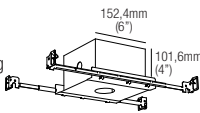
FLY6							X	X	X	X						
			N	S	M	W	X									
			15°	24°	36°	60°	120°									
		B	N	Z	C											
		White	Black	INOX AISI 316L	Custom											
		24	27	30	35	40	DW									
		2400K	2700K	3000K	3500K	4000K	Dim to Warm									
	1	2														
	Round	Square														

Accessories

Accessoires
Accesorios

AT064R01051

Airtight recessed housing for insulated ceiling



IC064R01051

Recessed housing for insulated ceiling

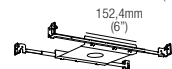
MP-R051

Baseplate



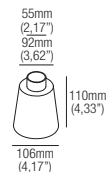
R01051

T-bar baseplate



CSDS10

Recessing box



LH03

Low luminance hex louvre

Static White 500mA drivers

Static White Alimentateurs 500mA
Static White Alimentadores 500mA

CCPRO10A-500 (1..2) IP20

Dimming: PHASE - 0-10V

CCPRO40A-500 (1..6) IP20

Dimming: PHASE - 0-10V

Dim to Warm 250mA drivers

Dim to Warm Alimentateurs 250mA
Dim to Warm Alimentadores 250mA

CCPRO10A-250-DW (1..2) IP20

Dimming: PHASE - 0-10V

CCPRO40A-250-DW (1..3) IP20

Dimming: PHASE - 0-10V