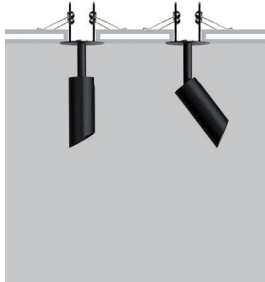


ELO R6

Semi-recessed projector

design Jude Allen



An adjustable projector designed for recessed installations, featuring a minimalist design and superior optical performance. Ideal for accent, general lighting, and wall wash applications. Equipped with recessed optics and a 30 degree snoot, and CRI98 COB technology. Additionally, it can be equipped with an anti-glare filter to enhance visual comfort.

Un projecteur réglable conçu pour les installations encastrées, doté d'un design minimaliste et de performances optiques supérieures. Idéal pour l'éclairage d'accentuation, l'éclairage général et les applications d'éclairage mural. Il est équipé d'une optique encastrée et d'un snoot de 30 degrés, ainsi que de la technologie COB CRI98. En outre, elle peut être équipée d'un filtre anti-éblouissement pour améliorer le confort visuel.

Projector orientable diseñado para instalaciones empotradas, con un diseño minimalista y un rendimiento óptico superior. Ideal para aplicaciones de acento, iluminación general y bañado de paredes. Equipado con óptica empotrable y un snoot de 30 grados, y tecnología COB CRI98. Además, puede equiparse con un filtro antideslumbrante para mejorar el confort visual.



IP20

Class 2



made in Canada

Supply current

Courant d'alimentation
Corriente de alimentación
Static White: 500mA (V,9V)
Dim To Warm: 250mA (V,18V)

Power

Pouissance
Potencia
Static White: 4,5W
Dim To Warm: 4,5W

Series wiring

Câblage en série
Cableado en serie

LED selection

Sélection des LED
Selección del LED
2-Step MacAdam

CRI

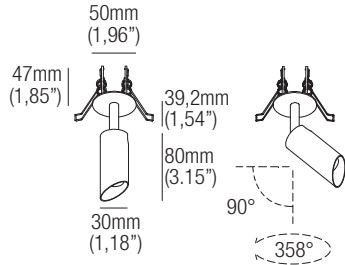
98

Lumens

2400K — 406 lm
2700K — 517 lm
3000K — 541 lm
3500K — 548 lm
4000K — 541 lm
DW — 358 lm

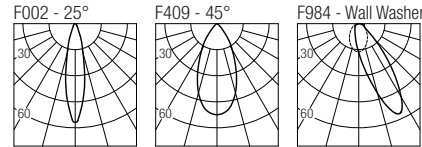
Dimensions

Dimensiones



Photometric diagrams

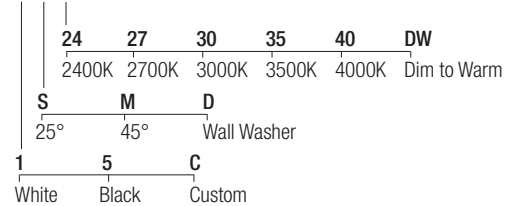
Diagrammes photométriques
Diagramas fotométricos



Code construction

Construction du code produit
Construcción del código de producto

ELOR6 X X X



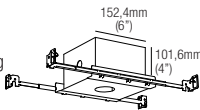
Accessories

Accessoires

Accesorios

AT064R01040

Airtight recessed housing for insulated ceiling



IC064R01040

Recessed housing for insulated ceiling

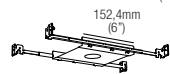
MP-R040

Baseplate



R01040

T-bar baseplate



LH01

Low luminance hex louvre

Static White 500mA drivers

Static White Alimentateurs 500mA
Static White Alimentadores 500mA

CCPRO10A-500 (1..2) IP20

Dimming: PHASE - 0-10V

CCPRO40A-500 (1..6) IP20

Dimming: PHASE - 0-10V

Dim to Warm 250mA drivers

Dim to Warm Alimentateurs 250mA
Dim to Warm Alimentadores 250mA

CCPRO10A-250-DW (1..2) IP20

Dimming: PHASE - 0-10V

CCPRO40A-250-DW (1..3) IP20

Dimming: PHASE - 0-10V